

# H3-45 VIP

REV.	DATE	O.C.	EFF.	DESCRIPTION	PAGE(S)	BY	CHECKED	APPROVED
0	2018-03-15	2015007	J-0113 J-0155 K-0295	SMALL A/C PRELIMINARY FULL A/C PRELIMINARY START OF PRODUCTION	ALL	M.P.	C.Lem.	C.Lem.
1	2018-05-25	2018011	K-0369	RELS UPDATE	0, 15.1, C1, G 3.2	G.P.	C.Lem.	C.Lem.
2	2018-06-21	2018087	K-0387	RH Console switches for driver's lights	0, 2.1, 4.2, 19.1, 25.1, 33.1, G	E.L.	C.Lem.	C.Lem.
3	2018-10-05	2018087	K-0503	Effective VIN correction K-0387 is a preliminary	0,19.1	E.L.	C.Lem.	C.Lem.
4	2019-01-08	2018055	K-0605	OBD19	0, 2.1, 8.1, 14.1, 14.2, 15.1, C1, G, H	G.P.	C.Lem	C.Lem
		2018110	K-0605	GIGAVAC	3.1	G.P.	C.Lem	C.Lem
5	2019-07-04	2019093		Dashboard Foot Damper Obsolescence	0, G, 18.1	Gab	C.Lem.	C.Lem.
	2019-07-04	2018149	L-0909	TPMS Gateway UPDATE	6.2, 39.1 19.1	Gab E.L.	A.B.	A.B.
6	2020-02-14	2020002	L-1055	Urée PWR	0, 3.1, 5.1, 14.2, C1, G	S.B.	C.Lem.	C.Lem.
7	2020-03-18	2019037	L1138	Driver Assist	0,A,C1,2.1,4.1,6.2,10.1, 16.2,39.1	M.P.	M.L	M.L
				Digital driver light dimmer	19.1	G.P.		
8	2021-01-15	2021001	1154	OBD21, VECU5	0,3,2,4.1,5.1,6.2,12.1,14.1,C1,G	S.B.	C.Lem.	C.Lem.

	WIRING DIAGRAM	DWG NO.:D061760 p0.1	REV.: 11
--	----------------	----------------------	----------

# H3-45 VIP

REV.	DATE	O.C.	EFF.	DESCRIPTION	PAGE(S)	BY	CHECKED	APPROVED
9	2021-04-15	2021001		UPDATE	0,29.1	S.B.	G.P	G.P
10	2021-06-18	2021072		eMirror ready Gateway Module	0,2.1, 4.2, 31.2	S.C	M.L.	M.L.
11	2021-12-13	2022001		OBD22	0, C1, G, 14.2	S.B.	G.P.	G.P.

	WIRING DIAGRAM	DWG NO.: D061760 p0.2	REV.: 11
--	----------------	-----------------------	----------

## Wiring diagram pages list

Wiring diagram pages		D		I		S	
Multiplex outputs list	<b>B1</b>	Dash backlighting	19.1	Ignition	3.2	Slide out front left	20.1
Multiplex inputs list	<b>B2</b>	Driver's lights	19.1			Slide out rear left	20.2
Multiplex error messages	<b>B3</b>	Driver window	30.1	<b>K</b>		Slide out	20.3
Layout vehicule - harness	<b>C, C1</b>	Driver seat	17.1	Keyless entry system	29.1	Slide out front right	20.4
Sound system	<b>C2</b>	Docking lights	26.5			Spares wires	8.1
Pins configuration	<b>D</b>					Stop lights	26.2
Circuits list	<b>E</b>	<b>E</b>		<b>L</b>		Steering control ZF	37.2
Circuit breakers list	<b>F</b>	Engine ECU	14.1	Level low	32.1	Steering multifunctions	41.1
Connectors list	<b>G</b>	Engine heater	14.1	Luggage doors lock/unlock	33.1 - 33.2	Step lights	29.1
Diodes list	<b>H</b>	Engine start	3.2	Luggage cmpt. lighting	25.1	Sun visor	41.1
Resistors list	<b>J</b>	Engine & RJB cmpt. Light	25.1				
Relays list	<b>K</b>	Entrance door light	29.1	<b>M</b>			
Fuses list	<b>L</b>	ESP	16.1	Main dist. ignition & batt.	3.1		
Wire identification chart	<b>M</b>	Engine brake	12.1	Markers lights	26.1 - 26.2		
				Mirrors	31.1		
<b>A</b>		<b>F</b>		Multiplex power distribution	7.1	<b>T</b>	
ACB	39.1	Fast idle	14.1	Multiplex network	6.1 - 6.2	Tag	32.1
Air dryer	37.1	Fans radiator	13.1			Tail & licence lights	26.2
Alternators	1.1	Fire alarm	38.1			Tire pressure monitor	39.1
		Fire suppression system	38.1	<b>P</b>		Trailer package	26.4
		Flashers	26.1-26.2	Park brake sensor	12.1	Trailer park brake	12.2
<b>B</b>		Fog lights	26.5	Park brake trailer sensor	12.2	Transmission ECU	15.1
Back-up warnings	26.3	Fuel gauge	10.1	Power distribution FJB 12V	4.1		
Batteries & Equalizer	1.1			Power distribution FJB 24V	4.2	<b>U</b>	
Brake pedal sensor	12.1	<b>G</b>		Pwr dist. RJB 12V & 24V	5.1	Urea system	14.2
Back-up camera	28.1	Grounds electronic	2.1	Power outlets 12V	30.2		
		Grounds chassis	2.2				
<b>C</b>						<b>V</b>	
Cigar lighter	30.2	<b>H</b>		<b>R</b>		Volvo link TGW	37.1
Clearance lights	26.1-26.2	Hazard	26.1	Retarder	12.1 - 15.1		
Cluster	10.1	Head lights	26.1	RJB fan	1.1	<b>W</b>	
Cornering lights	26.5	Horn	9.1			Windows ajar	27.1
Cruise control	14.1	Hvac defroster	18.1			Wipers & washer	34.1
Converter interface	21.1	Hvac passenger full	18.2			Wheelchair Lift	36.1
Charging system	3.2	Hvac passenger small	18.3				

## Wiring diagram pages list

Wiring diagram pages		D		I		S	
Multiplex outputs list	<b>B1</b>	Dash backlighting	19.1	Ignition	3.2	Slide out front left	20.1
Multiplex inputs list	<b>B2</b>	Driver's lights	19.1			Slide out rear left	20.2
Multiplex error messages	<b>B3</b>	Driver window	30.1	<b>K</b>		Slide out	20.3
Layout vehicule - harness	<b>C, C1</b>	Driver seat	17.1	Keyless entry system	29.1	Slide out front right	20.4
Sound system	<b>C2</b>	Driver assist	16.2			Spares wires	8.1
Pins configuration	<b>D</b>	Docking lights	26.5	<b>L</b>		Stop lights	26.2
Circuits list	<b>E</b>	<b>E</b>		Level low	32.1	Steering control ZF	37.2
Circuit breakers list	<b>F</b>	Engine ECU	14.1	Line departure warning	16.2	Steering multifunctions	41.1
Connectors list	<b>G</b>	Engine heater	14.1	Luggage doors lock/unlock	33.1 - 33.2	Step lights	29.1
Diodes list	<b>H</b>	Engine start	3.2	Luggage cmpt. lighting	25.1	Sun visor	41.1
Resistors list	<b>J</b>	Engine & RJB cmpt. Light	25.1				
Relays list	<b>K</b>	Entrance door light	29.1	<b>M</b>			
Fuses list	<b>L</b>	ESP	16.1	Main dist. ignition & batt.	3.1		
Wire identification chart	<b>M</b>	Engine brake	12.1	Markers lights	26.1 - 26.2		
				Mirrors	31.1		
<b>A</b>		<b>F</b>		Multiplex power distribution	7.1	<b>T</b>	
		Fast idle	14.1	Multiplex network	6.1 - 6.2	Tag	32.1
Air dryer	37.1	Fans radiator	13.1			Tail & licence lights	26.2
Alternators	1.1	Fire alarm	38.1			Tire pressure monitor	39.1
		Fire suppression system	38.1	<b>P</b>		Trailer package	26.4
		Flashers	26.1-26.2	Park brake sensor	12.1	Trailer park brake	12.2
<b>B</b>		Fog lights	26.5	Park brake trailer sensor	12.2	Transmission ECU	15.1
Back-up warnings	26.3	Fuel gauge	10.1	Power distribution FJB 12V	4.1		
Batteries & Equalizer	1.1			Power distribution FJB 24V	4.2	<b>U</b>	
Brake pedal sensor	12.1	<b>G</b>		Pwr dist. RJB 12V & 24V	5.1	Urea system	14.2
Back-up camera	28.1	Grounds electronic	2.1	Power outlets 12V	30.2		
		Grounds chassis	2.2				
<b>C</b>						<b>V</b>	
Cigar lighter	30.2	<b>H</b>		<b>R</b>		Volvo link TGW	37.1
Clearance lights	26.1-26.2	Hazard	26.1	Retarder	12.1 - 15.1		
Cluster	10.1	Head lights	26.1	RJB fan	1.1	<b>W</b>	
Cornering lights	26.5	Horn	9.1			Windows ajar	27.1
Cruise control	14.1	Hvac defroster	18.1			Wipers & washer	34.1
Converter interface	21.1	Hvac passenger full	18.2			Wheelchair Lift	36.1
Charging system	3.2	Hvac passenger small	18.3				

# MULTIPLEX OUTPUT LIST

O\_xx... = Physical Output Pin ; I\_xx... = Physical Input Pin ; D\_xx... = CAN Network Signal from the HVAC control Head ; B\_xx... = Multiplex system global Network Variable

Module.Pin#	Signal name	Hvac AC Clutch Solenoid	Page	Connected devices	Input involved		
.	O_AcCluSol				B_BatterySaver	.	
					B_EngineRun	.	
					B_LowVoltage	.	
					B_TstModHvac	.	
					B_TstModSAC	.	
					D_AmbTempMSB	.	
					D_DriverSetPts	.	
					D_HvacModSig	.	
					D_PassSetPts	.	
					I_DrvTempSe	A47.J2:11	
					I_FireExt1stAl	A36.JB:23	38.1
					I_FireExt2ndAlm	A36.JB:21	38.1
					I_FireSensorA36	A36.JB:5	38.1
					I_IgnKeySw	A36.JB:2	3.2
					I_SAcSuperHeatSe	A47.J2:9	
					I_SuperHeatSe	A54.J2:11	
A36.JA:10	O_CutOutRelGnd	Emergency CutOut Relay	3.2		B_EngineRun	.	
					I_EntDorLockSw	A41.J2:3	
					I_FireExt2ndAlm	A36.JB:21	38.1
					I_HazardSw	A36.JB:4	26.1
					I_IgnKeySw	A36.JB:2	3.2
					I_ParkBrSe	A36.JB:9	12.1
A36.JA:11	O_FireExtR36		9.1	R36:86	I_EntDorLockSw	A41.J2:3	
					I_FireExt1stAl	A36.JB:23	38.1
					I_FireExt2ndAlm	A36.JB:21	38.1
					I_FireSensorA36	A36.JB:5	38.1
					I_HazardSw	A36.JB:4	26.1
					I_HornSw	A56.J2:7	
					I_IgnKeySw	A36.JB:2	3.2
					I_KeylessDrUnl	A41.J2:9	
					I_KeylessIntru	A41.J2:6	
					I_KeylessLockAll	A41.J2:8	
					I_KeylessLuggUnl	A41.J2:7	
					I_KeylessPanic	A41.J2:5	
					I_LuggDoorSw	A43.J1:20	
A36.JA:15	O_WakeUp	WakeUp Relay	3.2		I_EntDorLockSw	A41.J2:3	
					I_FireExt2ndAlm	A36.JB:21	38.1
					I_HazardSw	A36.JB:4	26.1
					I_IgnKeySw	A36.JB:2	3.2
A36.JA:16	O_ConvWakeUp	Converter wake up signal	21.1		I_EntDorLockSw	A41.J2:3	
					I_FireExt2ndAlm	A36.JB:21	38.1
					I_HazardSw	A36.JB:4	26.1
					I_IgnKeySw	A36.JB:2	3.2

#

# MULTIPLEX OUTPUT LIST

O\_xx... = Physical Output Pin ; I\_xx... = Physical Input Pin ; D\_xx... = CAN Network Signal from the HVAC control Head ; B\_xx... = Multiplex system global Network Variable

Module.Pin#	Signal name	Hvac AC Clutch Solenoid	Page	Connected devices	Input involved		
A36.JA:17	O_CutOutRel	Emergency CutOut Relay	3.2	R21:1	I_EntDorLockSw	A41.J2:3	
					I_FireExt2ndAlm	A36.JB:21	38.1
					I_HazardSw	A36.JB:4	26.1
					I_IgnKeySw	A36.JB:2	3.2
A36.JA:18	O_CutOutRelRst	Emergency CutOut Relay	3.2	R21:4	B_BatterySaver	.	
					B_EngineRun	.	
					B_TstModHvac	.	
					I_EngDoorSe	A52.J2:6	
					I_EngStaRrSw	A52.J2:5	
					I_EntDorLockSw	A41.J2:3	
					I_FireExt2ndAlm	A36.JB:21	38.1
					I_FrEngStaSw	A36.JB:22	3.2
					I_HazardSw	A36.JB:4	26.1
					I_IgnKeySw	A36.JB:2	3.2
					I_StartEna1	A52.J1:20	
					I_StartEna2	A36.JB:1	3.2
A36.JA:25	O_BrkRedCompat	Brake Redundant Compatible	12.1	A81.JA:5	D_VipSteering2	.	
					I_BrakePedPri	A51.J1:21	
					I_BrakePedSec	A36.JB:13	12.1
					I_IgnKeySw	A36.JB:2	3.2
					I_LwWipIntSw	A55.J2:10	
					I_LwWshSw	A55.J2:11	
					I_RetdrSig	A50.J1:20	
A36.JB:29	O_UpWiperMot	Upper Wiper Motor	34.1	R28:85	B_BatterySaver	.	
					B_EngineRun	.	
					I_UpWipIntSw	A55.J2:12	
					I_UpWipSw	A55.J2:13	
					I_UpWshSw	A55.J2:9	
A41.J1:1	O_EntDorStpLb	Entrance Door Step Light Bulb			I_EntDorLockSw	A41.J2:3	
					I_EntDorOpSe	A41.J2:2	
					I_FireExt2ndAlm	A36.JB:21	38.1
					I_HazardSw	A36.JB:4	26.1
					I_IgnKeySw	A36.JB:2	3.2
					I_KeylessDrUnl	A41.J2:9	
					I_KeylessLockAll	A41.J2:8	
					I_KeylessLuggUnl	A41.J2:7	
					I_LuggDoorSw	A43.J1:20	
A41.J1:10	O_ConvParkBrk	Converter park brake signal			I_ParkBrSe	A36.JB:9	12.1
A41.J1:16	O_JacobBrk2	Jacob Brake 2			D_VipSteering1	.	
					D_VipSteering2	.	
					I_A41_NormalMode	.	
					I_BrakePedSec	A36.JB:13	12.1
					I_IgnKeySw	A36.JB:2	3.2

# MULTIPLEX OUTPUT LIST

O\_xx... = Physical Output Pin ; I\_xx... = Physical Input Pin ; D\_xx... = CAN Network Signal from the HVAC control Head ; B\_xx... = Multiplex system global Network Variable

Module.Pin#	Signal name	Hvac AC Clutch Solenoid	Page	Connected devices	Input involved		
A41.J1:16	O_JacobBrk2	Jacob Brake 2			I_LwWipIntSw	A55.J2:10	
					I_LwWshSw	A55.J2:11	
					I_RetarderSel	A55.J2:6	
					I_RetdrSig	A50.J1:20	
A41.J1:19	O_JacobBrk1	Jacob Brake 1			D_VipSteering1	.	
					D_VipSteering2	.	
					I_A41_NormalMode	.	
					I_BrakePedSec	A36.JB:13	12.1
					I_IgnKeySw	A36.JB:2	3.2
					I_LwWipIntSw	A55.J2:10	
					I_LwWshSw	A55.J2:11	
					I_RetarderSel	A55.J2:6	
					I_RetdrSig	A50.J1:20	
A41.J1:3	O_DoorLockMo	Entrance door lock motor			I_EntDorLockSw	A41.J2:3	
					I_EntDorOpSe	A41.J2:2	
					I_FireExt2ndAlm	A36.JB:21	38.1
					I_HazardSw	A36.JB:4	26.1
					I_IgnKeySw	A36.JB:2	3.2
					I_KeylessDrUnl	A41.J2:9	
					I_KeylessLockAll	A41.J2:8	
					I_KeylessLuggUnl	A41.J2:7	
A41.J1:4	O_DoorUnlockMo	Entrance door unlock motor			I_EntDorLockSw	A41.J2:3	
					I_EntDorOpSe	A41.J2:2	
					I_FireExt2ndAlm	A36.JB:21	38.1
					I_HazardSw	A36.JB:4	26.1
					I_IgnKeySw	A36.JB:2	3.2
					I_KeylessDrUnl	A41.J2:9	
					I_KeylessLockAll	A41.J2:8	
					I_KeylessLuggUnl	A41.J2:7	
A41.J1:7	O_EntDorLtLed				B_BatterySaver	.	
					B_EngineRun	.	
					I_DrvLtSw	A55.J2:1	
					I_EntDorLockSw	A41.J2:3	
					I_EntDorOpSe	A41.J2:2	
					I_FireExt2ndAlm	A36.JB:21	38.1
					I_HazardSw	A36.JB:4	26.1
					I_IgnKeySw	A36.JB:2	3.2
					I_KeylessDrUnl	A41.J2:9	
					I_KeylessLockAll	A41.J2:8	
					I_KeylessLuggUnl	A41.J2:7	
					I_LuggDoorSw	A43.J1:20	
A41.J2:15	O_EntDorUpperPe	Entrance Door Upper Pen			I_ParkBrSe	A36.JB:9	12.1
A42.J1:3	O_ConvIgnition	Converter ignition signal			I_IgnKeySw	A36.JB:2	3.2

# MULTIPLEX OUTPUT LIST

O\_xx... = Physical Output Pin ; I\_xx... = Physical Input Pin ; D\_xx... = CAN Network Signal from the HVAC control Head ; B\_xx... = Multiplex system global Network Variable

Module.Pin#	Signal name	Hvac AC Clutch Solenoid	Page	Connected devices	Input involved		
A42.J1:4	O_ConvEngRun	Converter engine run signal			B_EngineRun	.	
A43.J1:1	O_LugLkSol	Luggage Lock Solenoid			I_EntDorLockSw	A41.J2:3	
					I_FireExt2ndAlm	A36.JB:21	38.1
					I_HazardSw	A36.JB:4	26.1
					I_IgnKeySw	A36.JB:2	3.2
					I_KeylessDrUnl	A41.J2:9	
					I_KeylessLockAll	A41.J2:8	
					I_KeylessLuggUnl	A41.J2:7	
					I_LuggDoorSw	A43.J1:20	
A43.J1:13	O_EntDorULatRly				I_EntDorLockSw	A41.J2:3	
					I_FireExt2ndAlm	A36.JB:21	38.1
					I_HazardSw	A36.JB:4	26.1
					I_IgnKeySw	A36.JB:2	3.2
					I_KeylessDrUnl	A41.J2:9	
					I_KeylessLockAll	A41.J2:8	
					I_KeylessLuggUnl	A41.J2:7	
A43.J1:3	O_LugULkSol	Luggage Lock Solenoid			I_EntDorLockSw	A41.J2:3	
					I_FireExt2ndAlm	A36.JB:21	38.1
					I_HazardSw	A36.JB:4	26.1
					I_IgnKeySw	A36.JB:2	3.2
					I_KeylessDrUnl	A41.J2:9	
					I_KeylessLockAll	A41.J2:8	
					I_KeylessLuggUnl	A41.J2:7	
					I_LuggDoorSw	A43.J1:20	
A43.J1:7	O_TPMSEcu				I_IgnKeySw	A36.JB:2	3.2
A43.J2:1	O_LugLkSol2				I_EntDorLockSw	A41.J2:3	
					I_FireExt2ndAlm	A36.JB:21	38.1
					I_HazardSw	A36.JB:4	26.1
					I_IgnKeySw	A36.JB:2	3.2
					I_KeylessDrUnl	A41.J2:9	
					I_KeylessLockAll	A41.J2:8	
					I_KeylessLuggUnl	A41.J2:7	
					I_LuggDoorSw	A43.J1:20	
A43.J2:10	O_CruCtrlRsm	Cruise Control Resume Volvo			D_VipSteering1	.	
					I_A43_NormalMode	.	
					I_LwWipIntSw	A55.J2:10	
					I_LwWshSw	A55.J2:11	
A43.J2:4	O_LugULkSol2				I_EntDorLockSw	A41.J2:3	
					I_FireExt2ndAlm	A36.JB:21	38.1
					I_HazardSw	A36.JB:4	26.1
					I_IgnKeySw	A36.JB:2	3.2
					I_KeylessDrUnl	A41.J2:9	
					I_KeylessLockAll	A41.J2:8	



# MULTIPLEX OUTPUT LIST

O\_xx... = Physical Output Pin ; I\_xx... = Physical Input Pin ; D\_xx... = CAN Network Signal from the HVAC control Head ; B\_xx... = Multiplex system global Network Variable

Module.Pin#	Signal name	Hvac AC Clutch Solenoid	Page	Connected devices	Input involved		
A43.J2:4	O_LugULkSol2				I_KeylessLuggUnl	A41.J2:7	
					I_LuggDoorSw	A43.J1:20	
A43.J2:7	O_CruCtrlSet	Cruise Control Set Volvo			D_VipSteering1	.	
					I_A43_NormalMode	.	
					I_LwWipIntSw	A55.J2:10	
					I_LwWshSw	A55.J2:11	
A44.J1:10	O_HeadLmpWshMo				I_HeadLmpWshSw	A56.J1:2	
					I_IgnKeySw	A36.JB:2	3.2
A44.J1:13	O_KeylessPwr				I_IgnKeySw	A36.JB:2	3.2
					I_LuggDoorSw	A43.J1:20	
A44.J1:16	O_HornSol	Electric Horn			I_HornSw	A56.J2:7	
					I_IgnKeySw	A36.JB:2	3.2
A44.J1:19	O_UdrFlrLed	Under Floor Light led			B_BatterySaver	.	
					B_EngineRun	.	
					I_AccKeySw	A36.JB:6	3.2
					I_IgnKeySw	A36.JB:2	3.2
A44.J1:3	O_UpWshPmp	Upper Wiper Washer Pump			B_BatterySaver	.	
					B_EngineRun	.	
					I_UpWshSw	A55.J2:9	
A44.J1:4	O_ShutDownRly				B_EngineRun	.	
					I_A44_NormalMode	.	
					I_FireExt2ndAlm	A36.JB:21	38.1
					I_IgnKeySw	A36.JB:2	3.2
					I_StartEna1	A52.J1:20	
					I_StartEna2	A36.JB:1	3.2
A44.J1:7	O_LwWshPmp	Lower Wiper Washer Pump			I_IgnKeySw	A36.JB:2	3.2
					I_LwWshSw	A55.J2:11	
A44.J2:1	O_SunVisorPsPMO				D_VipSteering1	.	
					D_VipSteering2	.	
					I_A44_NormalMode	.	
					I_IgnKeySw	A36.JB:2	3.2
					I_SunVisorDrv	A44.J2:5	
					I_SunVisorPass	A44.J2:6	
A44.J2:10	O_SunVisorDrPMO				D_VipSteering1	.	
					D_VipSteering2	.	
					I_A44_NormalMode	.	
					I_IgnKeySw	A36.JB:2	3.2
					I_SunVisorDrv	A44.J2:5	
					I_SunVisorPass	A44.J2:6	
A44.J2:13	O_SunVisorDrNMO				D_VipSteering1	.	
					D_VipSteering2	.	
					I_A44_NormalMode	.	
					I_IgnKeySw	A36.JB:2	3.2

# MULTIPLEX OUTPUT LIST

O\_xx... = Physical Output Pin ; I\_xx... = Physical Input Pin ; D\_xx... = CAN Network Signal from the HVAC control Head ; B\_xx... = Multiplex system global Network Variable

Module.Pin#	Signal name	Hvac AC Clutch Solenoid	Page	Connected devices	Input involved		
A44.J2:13	O_SunVisorDrvNMO				I_SunVisorDrv	A44.J2:5	
					I_SunVisorPass	A44.J2:6	
A44.J2:4	O_SunVisorPsNMO				D_VipSteering1	.	
					D_VipSteering2	.	
					I_A44_NormalMode	.	
					I_IgnKeySw	A36.JB:2	3.2
					I_SunVisorDrv	A44.J2:5	
A44.J2:7	O_DriverLtLed				I_SunVisorPass	A44.J2:6	
					B_BatterySaver	.	
A45.J1:1	O_DashTrapPMo	Dash Trap Motor			B_EngineRun	.	
					I_DrvLtSw	A55.J2:1	
					D_HvacModSig	.	
A45.J1:16	O_Mirrors				D_HvacModSig1	.	
					I_IgnKeySw	A36.JB:2	3.2
A45.J1:3	O_DashTrapNMo	Dash Trap Motor Return			D_HvacModSig	.	
					D_HvacModSig1	.	
					I_IgnKeySw	A36.JB:2	3.2
A45.J1:4	O_VarSteeringPwr				I_IgnKeySw	A36.JB:2	3.2
A45.J2:1	O_FootTrpPSol	Foot Trap Solenoid			D_HvacModSig	.	
					D_HvacModSig1	.	
					I_IgnKeySw	A36.JB:2	3.2
A45.J2:13	O_WdowDrvDwMo	Window driver up motor			I_IgnKeySw	A36.JB:2	3.2
					I_WdowDrvSw	A56.J2:9	
A45.J2:4	O_FootTrpNSol	Foot Trap Solenoid			D_HvacModSig	.	
					D_HvacModSig1	.	
					I_IgnKeySw	A36.JB:2	3.2
A45.J2:7	O_WdowDrvUpMo	Window driver up motor			I_IgnKeySw	A36.JB:2	3.2
					I_WdowDrvSw	A56.J2:9	
A46.J1:1	O_LHFogLb1	Left Hand Fog Light Bulb			B_BatterySaver	.	
					B_EngineRun	.	
					B_TstModExtLight	.	
					I_BatMonMod46	A46.J1:24	
					I_FogLightSw	A56.J2:5	
					I_HdLtHiLowBmSw	A56.J1:21	
					I_HdLtPos2Sw	A56.J1:5	
A46.J1:10	O_FrClearLb	Front Clearance Lights Bulb			I_HiBeamCallSw	A56.J1:20	
					B_BatterySaver	.	
					B_EngineRun	.	
					B_TstModExtLight	.	
					I_FogLightSw	A56.J2:5	
					I_HdLtPos1Sw	A56.J1:17	
					I_HdLtPos2Sw	A56.J1:5	

# MULTIPLEX OUTPUT LIST

O\_xx... = Physical Output Pin ; I\_xx... = Physical Input Pin ; D\_xx... = CAN Network Signal from the HVAC control Head ; B\_xx... = Multiplex system global Network Variable

Module.Pin#	Signal name	Hvac AC Clutch Solenoid	Page	Connected devices	Input involved	
A46.J1:13	O_LHFrMkrLb	Left Hand Front Markers Light Bulb			B_BatterySaver	.
					B_EngineRun	.
					B_TstModExtLight	.
					I_EntDorLockSw	A41.J2:3
					I_FireExt2ndAlm	A36.JB:21 38.1
					I_FogLightSw	A56.J2:5
					I_HazardSw	A36.JB:4 26.1
					I_HdLtPos1Sw	A56.J1:17
					I_HdLtPos2Sw	A56.J1:5
					I_IgnKeySw	A36.JB:2 3.2
					I_KeylessDrUnl	A41.J2:9
					I_KeylessIntru	A41.J2:6
					I_KeylessLockAll	A41.J2:8
					I_KeylessLuggUnl	A41.J2:7
					I_KeylessPanic	A41.J2:5
A46.J1:19	O_AuxSolValve	Auxiliary refrigerant solenoid valve			B_EngineRun	.
					B_LowVoltage	.
					D_AmbTempLSB	.
					D_AmbTempMSB	.
					D_DriverSetPts	.
					D_HvacModSig	.
					D_PassSetPts	.
					I_DrvTempSe	A47.J2:11
					I_FireExt1stAl	A36.JB:23 38.1
					I_FireExt2ndAlm	A36.JB:21 38.1
					I_FireSensorA36	A36.JB:5 38.1
					I_IgnKeySw	A36.JB:2 3.2
A46.J2:1	O_LHCornerLb	Left Hand Cornering Light Bulb			B_BatterySaver	.
					B_EngineRun	.
					B_TstModExtLight	.
					I_CorneringLtSw	A56.J2:6
					I_DockingLtSw	A56.J2:10
					I_LHFIsHsw	A46.J1:20
					I_LowDockLtsSw	A55.J2:7
A46.J2:10	O_AuxFanSpeed	Auxiliary fan speed control			B_BatterySaver	.
					B_EngineRun	.
					B_OneAltCharging	.
					I_BatMonMod46	A46.J1:24
A46.J2:13	O_LHFrSidFlshLb				B_BatterySaver	.
					B_EngineRun	.
					B_TstModExtLight	.
					I_HazardSw	A36.JB:4 26.1
					I_IgnKeySw	A36.JB:2 3.2

# MULTIPLEX OUTPUT LIST

O\_xx... = Physical Output Pin ; I\_xx... = Physical Input Pin ; D\_xx... = CAN Network Signal from the HVAC control Head ; B\_xx... = Multiplex system global Network Variable

Module.Pin#	Signal name	Hvac AC Clutch Solenoid	Page	Connected devices	Input involved		
A46.J2:13	O_LHFrSidFshLb				I_LHFfshSw	A46.J1:20	
					I_LHFfshSwRrSig	A51.J1:20	
					I_RHFfshSw	A48.J2:5	
					I_RHFfshSwRrSig	A51.J2:5	
A46.J2:4	O_LHHiBmLb	Left Hand Hi Beam Light Bulb			B_BatterySaver	.	
					B_EngineRun	.	
					B_TstModExtLight	.	
					I_BatMonMod46	A46.J1:24	
					I_HdLtHiLowBmSw	A56.J1:21	
					I_HdLtPos2Sw	A56.J1:5	
					I_HiBeamCallSw	A56.J1:20	
					I_ParkBrSe	A36.JB:9	12.1
A46.J2:7	O_LHLwBmLb	Left Hand Low Beam Light Bulb			B_BatterySaver	.	
					B_EngineRun	.	
					B_TstModExtLight	.	
					I_BatMonMod46	A46.J1:24	
					I_HdLtHiLowBmSw	A56.J1:21	
					I_HdLtPos2Sw	A56.J1:5	
					I_HiBeamCallSw	A56.J1:20	
A47.J1:1	O_DrvRfgSol	Driver refrigerent solenoid			B_BatterySaver	.	
					B_EngineRun	.	
					B_LowVoltage	.	
					B_TstModHvac	.	
					B_TstModSAC	.	
					D_AmbTempLSB	.	
					D_AmbTempMSB	.	
					D_DriverSetPts	.	
					D_HvacModSig	.	
					D_PassSetPts	.	
					I_BatMonMod47	A47.J1:24	
					I_DrvTempSe	A47.J2:11	
					I_FireExt1stAl	A36.JB:23	38.1
					I_FireExt2ndAlm	A36.JB:21	38.1
					I_FireSensorA36	A36.JB:5	38.1
					I_IgnKeySw	A36.JB:2	3.2
A47.J1:16	O_AuxWaterPump	Auxiliary water pump			B_BatterySaver	.	
					B_EngineRun	.	
					B_TstModSAC	.	
					D_AmbTempLSB	.	
					D_AmbTempMSB	.	
					D_HvacModSig	.	
					I_DefrostHighSw	A47.J1:21	
					I_DefrostLowSw	A47.J2:6	

# MULTIPLEX OUTPUT LIST

O\_xx... = Physical Output Pin ; I\_xx... = Physical Input Pin ; D\_xx... = CAN Network Signal from the HVAC control Head ; B\_xx... = Multiplex system global Network Variable

Module.Pin#	Signal name	Hvac AC Clutch Solenoid	Page	Connected devices	Input involved		
A47.J1:3	O_DrvHeatSol	Driver Heat Solenoid			B_BatterySaver	.	
					B_EngineRun	.	
					B_TstModHvac	.	
					B_TstModSAC	.	
					D_DriverSetPts	.	
					D_HvacModSig	.	
					D_HvacModSig1	.	
					I_BatMonMod47	A47.J1:24	
A47.J1:4	O_DrvRecTrap	Driver Recycle Trap			B_BatterySaver	.	
					B_EngineRun	.	
					B_TstModHvac	.	
					B_TstModSAC	.	
					D_HvacModSig	.	
					I_IgnKeySw	A36.JB:2	3.2
A47.J1:7	O_LwWipSpd1	Lower Wiper Speed 1			I_IgnKeySw	A36.JB:2	3.2
					I_LwWipIntSw	A55.J2:10	
					I_LwWshSw	A55.J2:11	
A47.J2:1	O_DrvDefFanMo	Driver Defroster Fan Motor			B_BatterySaver	.	
					B_EngineRun	.	
					D_HvacModSig	.	
					I_BatMonMod47	A47.J1:24	
A47.J2:4	O_RHDefrostFan	Passenger defrost fan speed control			B_BatterySaver	.	
					B_EngineRun	.	
					D_HvacModSig	.	
					I_BatMonMod47	A47.J1:24	
					I_DefrostHighSw	A47.J1:21	
					I_DefrostLowSw	A47.J2:6	
A48.J1:1	O_RHFogLb1	Right Hand Fog Light			B_BatterySaver	.	
					B_EngineRun	.	
					B_TstModExtLight	.	
					I_BatMonMod48	A48.J1:24	
					I_FogLightSw	A56.J2:5	
					I_HdLtHiLowBmSw	A56.J1:21	
					I_HdLtPos2Sw	A56.J1:5	
					I_HiBeamCallSw	A56.J1:20	
A48.J1:10	O_RHFrMrkLb	Right Hand Front Markers Light Bulb			B_BatterySaver	.	
					B_EngineRun	.	
					B_TstModExtLight	.	
					I_EntDorLockSw	A41.J2:3	
					I_FireExt2ndAlm	A36.JB:21	38.1
					I_FogLightSw	A56.J2:5	
					I_HazardSw	A36.JB:4	26.1
					I_HdLtPos1Sw	A56.J1:17	

# MULTIPLEX OUTPUT LIST

O\_xx... = Physical Output Pin ; I\_xx... = Physical Input Pin ; D\_xx... = CAN Network Signal from the HVAC control Head ; B\_xx... = Multiplex system global Network Variable

Module.Pin#	Signal name	Hvac AC Clutch Solenoid	Page	Connected devices	Input involved		
A48.J1:10	O_RHFrMrkLb	Right Hand Front Markers Light Bulb			I_HdLtPos2Sw	A56.J1:5	
					I_IgnKeySw	A36.JB:2	3.2
					I_KeylessDrUnl	A41.J2:9	
					I_KeylessIntru	A41.J2:6	
					I_KeylessLockAll	A41.J2:8	
					I_KeylessLuggUnl	A41.J2:7	
					I_KeylessPanic	A41.J2:5	
A48.J1:3	O_RHCornerLb	Right Hand Cornering Light Bulb			B_BatterySaver	.	
					B_EngineRun	.	
					B_TstModExtLight	.	
					I_CorneringLtSw	A56.J2:6	
					I_DockingLtSw	A56.J2:10	
					I_LowDockLtsSw	A55.J2:7	
					I_RHFlshSw	A48.J2:5	
A48.J2:1	O_RHHiBeamLb	Right Hand Hi Beam Light Bulb			B_BatterySaver	.	
					B_EngineRun	.	
					B_TstModExtLight	.	
					I_BatMonMod48	A48.J1:24	
					I_HdLtHiLowBmSw	A56.J1:21	
					I_HdLtPos2Sw	A56.J1:5	
					I_HiBeamCallSw	A56.J1:20	
					I_ParkBrSe	A36.JB:9	12.1
A48.J2:10	O_EntDoorWdoDown	Entrance Door Wdo Down			I_EntDorWdo	A56.J2:13	
					I_IgnKeySw	A36.JB:2	3.2
A48.J2:13	O_RHFrSidFlshLb	RH Front Side Flasher L-Bulb			B_BatterySaver	.	
					B_EngineRun	.	
					B_TstModExtLight	.	
					I_HazardSw	A36.JB:4	26.1
					I_IgnKeySw	A36.JB:2	3.2
					I_LHFlshSwRrSig	A51.J1:20	
					I_RHFlshSw	A48.J2:5	
					I_RHFlshSwRrSig	A51.J2:5	
A48.J2:4	O_RHLwBeamLb	Right Hand Low Beam Light Bulb			B_BatterySaver	.	
					B_EngineRun	.	
					B_TstModExtLight	.	
					I_BatMonMod48	A48.J1:24	
					I_HdLtHiLowBmSw	A56.J1:21	
					I_HdLtPos2Sw	A56.J1:5	
					I_HiBeamCallSw	A56.J1:20	
A48.J2:7	O_EntDoorWdoUp	Entrance Door Wdo Up			I_EntDorWdo	A56.J2:13	
					I_IgnKeySw	A36.JB:2	3.2
A49.J1:1	O_FanDrvCool357				B_BatterySaver	.	
					B_EngineRun	.	

# MULTIPLEX OUTPUT LIST

O\_xx... = Physical Output Pin ; I\_xx... = Physical Input Pin ; D\_xx... = CAN Network Signal from the HVAC control Head ; B\_xx... = Multiplex system global Network Variable

Module.Pin#	Signal name	Hvac AC Clutch Solenoid	Page	Connected devices	Input involved	
A49.J1:1	O_FanDrvCool357				B_TstModHvac	.
					B_TstModSAC	.
					D_AmbTempLSB	.
					D_AmbTempMSB	.
					I_AltSeLL	A52.J2:8
					I_AltSeUL	A49.J1:20
					I_AltSeUR	A52.J2:9
					I_BatMonMod49	A49.J1:24
					I_BatMonMod52	A52.J1:24
					I_FireExt1stAl	A36.JB:23 38.1
					I_IgnKeySw	A36.JB:2 3.2
					I_RetdrSig	A50.J1:20
A49.J1:3	O_FanDrvCac1				B_BatterySaver	.
					B_EngineRun	.
					B_TstModHvac	.
					B_TstModSAC	.
					D_AmbTempLSB	.
					D_AmbTempMSB	.
					D_IndexByte	.
					I_AltSeLL	A52.J2:8
					I_AltSeUL	A49.J1:20
					I_AltSeUR	A52.J2:9
					I_BatMonMod49	A49.J1:24
					I_BatMonMod52	A52.J1:24
					I_FireExt1stAl	A36.JB:23 38.1
					I_IgnKeySw	A36.JB:2 3.2
A49.J2:1	O_AltChrCtrUL				B_BatterySaver	.
					B_EngineRun	.
					B_TstModHvac	.
					B_TstModSAC	.
					D_AmbTempLSB	.
					D_AmbTempMSB	.
					D_HvacModSig2	.
					D_IndexByte	.
					I_AltSeLL	A52.J2:8
					I_AltSeUL	A49.J1:20
					I_AltSeUR	A52.J2:9
					I_BatMonMod54	A54.J1:24
					I_IgnKeySw	A36.JB:2 3.2
					I_ParkBrSe	A36.JB:9 12.1
					I_RetdrSig	A50.J1:20
					I_StartEna1	A52.J1:20
					I_StartEna2	A36.JB:1 3.2

# MULTIPLEX OUTPUT LIST

O\_xx... = Physical Output Pin ; I\_xx... = Physical Input Pin ; D\_xx... = CAN Network Signal from the HVAC control Head ; B\_xx.. = Multiplex system global Network Variable

Module.Pin#	Signal name	Hvac AC Clutch Solenoid	Page	Connected devices	Input involved		
A49.J2:13	O_RetardEna	Retarder Enable			D_VipSteering1	.	
					D_VipSteering2	.	
					I_BrakePedSec	A36.JB:13	12.1
					I_IgnKeySw	A36.JB:2	3.2
					I_LwWipIntSw	A55.J2:10	
					I_LwWshSw	A55.J2:11	
					I_RetarderSel	A55.J2:6	
					I_RetdrSig	A50.J1:20	
A49.J2:4	O_CondSpdVariSAC				B_BatterySaver	.	
					B_EngineRun	.	
					B_TstModSAC	.	
					I_BatMonMod49	A49.J1:24	
A50.J1:10	O_BackUpCam	Back up camera			I_BackUpCamSw	A55.J2:8	
A50.J1:13	O_LHctrFlshLb	Water Filter Indicator Warning			B_BatterySaver	.	
					B_EngineRun	.	
					B_TstModExtLight	.	
					I_HazardSw	A36.JB:4	26.1
					I_IgnKeySw	A36.JB:2	3.2
					I_LHFlshSwRrSig	A51.J1:20	
A50.J1:19	O_RHctrFlshLb	Wheel Chair Lift Warning Indicator			B_BatterySaver	.	
					B_EngineRun	.	
					B_TstModExtLight	.	
					I_HazardSw	A36.JB:4	26.1
					I_IgnKeySw	A36.JB:2	3.2
					I_LHFlshSwRrSig	A51.J1:20	
A50.J1:4	O_AirDryer				I_RHFlshSwRrSig	A51.J2:5	
					I_IgnKeySw	A36.JB:2	3.2
A50.J1:7	O_RevAlarm	Back up alarm			B_BatterySaver	.	
					B_EngineRun	.	
					B_TestSwBuz2	.	
					B_TestSwBuzzer	.	
					B_TstModExtLight	.	
					B_TstModHvac	.	
					B_TstModHvacNext	.	
					B_TstModSAC	.	
					B_TstModSACNext	.	
					B_TstSwBuz3	.	
					D_NextWheel	.	
I_RevAlrmSw	A55.J2:4						
A50.J2:1	O_BrLTLowerLed				B_BatterySaver	.	
					B_EngineRun	.	
					B_TstModExtLight	.	



# MULTIPLEX OUTPUT LIST

O\_xx... = Physical Output Pin ; I\_xx... = Physical Input Pin ; D\_xx... = CAN Network Signal from the HVAC control Head ; B\_xx... = Multiplex system global Network Variable

Module.Pin#	Signal name	Hvac AC Clutch Solenoid	Page	Connected devices	Input involved		
A50.J2:1	O_BrLTLowerLed				I_BrakePedPri	A51.J1:21	
					I_BrakePedSec	A36.JB:13	12.1
					I_IgnKeySw	A36.JB:2	3.2
					I_ParkBrSe	A36.JB:9	12.1
					I_RetdrSig	A50.J1:20	
A50.J2:10	O_BackUpLt				B_BatterySaver	.	
					B_EngineRun	.	
					B_TstModExtLight	.	
					B_TstModHvac	.	
					B_TstModHvacNext	.	
					B_TstModSAC	.	
					B_TstModSACNext	.	
A50.J2:7	O_CtrSdMrkLb	Tag Axle Warning Indicator			B_BatterySaver	.	
					B_EngineRun	.	
					B_TstModExtLight	.	
					I_FogLightSw	A56.J2:5	
					I_HdLtPos1Sw	A56.J1:17	
					I_HdLtPos2Sw	A56.J1:5	
A51.J1:1	O_LHDockLb	Left Hand Docking Light Bulb			B_BatterySaver	.	
					B_EngineRun	.	
					B_TstModExtLight	.	
					I_DockingLtSw	A56.J2:10	
					I_LowDockLtsSw	A55.J2:7	
A51.J1:13	O_LHReFlshLb	Left Hand Rear Flasher Light Bulb			B_BatterySaver	.	
					B_EngineRun	.	
					B_TstModExtLight	.	
					I_HazardSw	A36.JB:4	26.1
					I_IgnKeySw	A36.JB:2	3.2
					I_LHFlshSwRrSig	A51.J1:20	
A51.J1:16	O_SerBrkTrans	Servise Brake Signal For Transmission			I_RHFlshSwRrSig	A51.J2:5	
					I_BrakePedSec	A36.JB:13	12.1
A51.J1:3	O_RHDockLb	Right Hand Docking Light Bulb			B_BatterySaver	.	
					B_EngineRun	.	
					B_TstModExtLight	.	
					I_DockingLtSw	A56.J2:10	
					I_LowDockLtsSw	A55.J2:7	
A51.J1:4	O_RHReFlshLb	Right Hand Rear Flasher Light Bulb			B_BatterySaver	.	
					B_EngineRun	.	
					B_TstModExtLight	.	
					I_HazardSw	A36.JB:4	26.1
					I_IgnKeySw	A36.JB:2	3.2
					I_LHFlshSwRrSig	A51.J1:20	
					I_RHFlshSwRrSig	A51.J2:5	

# MULTIPLEX OUTPUT LIST

O\_xx... = Physical Output Pin ; I\_xx... = Physical Input Pin ; D\_xx... = CAN Network Signal from the HVAC control Head ; B\_xx... = Multiplex system global Network Variable

Module.Pin#	Signal name	Hvac AC Clutch Solenoid	Page	Connected devices	Input involved	
A51.J1:7	O_CyclopeLt	Cyclope Brake Light			B_BatterySaver	.
					B_EngineRun	.
					B_TstModExtLight	.
					I_BrakePedPri	A51.J1:21
					I_BrakePedSec	A36.JB:13 12.1
					I_IgnKeySw	A36.JB:2 3.2
					I_ParkBrSe	A36.JB:9 12.1
A51.J2:1	O_CyclopeRH				B_BatterySaver	.
					B_EngineRun	.
					B_TstModExtLight	.
					I_FogLightSw	A56.J2:5
					I_HazardSw	A36.JB:4 26.1
					I_HdLtPos1Sw	A56.J1:17
					I_HdLtPos2Sw	A56.J1:5
					I_IgnKeySw	A36.JB:2 3.2
					I_LHFIsHwRrSig	A51.J1:20
					I_RHFIsHwRrSig	A51.J2:5
A51.J2:10	O_CyclopeLH				B_BatterySaver	.
					B_EngineRun	.
					B_TstModExtLight	.
					I_FogLightSw	A56.J2:5
					I_HazardSw	A36.JB:4 26.1
					I_HdLtPos1Sw	A56.J1:17
					I_HdLtPos2Sw	A56.J1:5
					I_IgnKeySw	A36.JB:2 3.2
					I_LHFIsHwRrSig	A51.J1:20
					I_RHFIsHwRrSig	A51.J2:5
A51.J2:4	O_TransInhibit	Transmission Inhibit			I_BatMonMod61	A61.J1:24
					I_BrakePedPri	A51.J1:21
					I_BrakePedSec	A36.JB:13 12.1
					I_FF1r4FrLimSw	A61.J2:8
					I_FF1r4RrLimSw	A61.J2:9
					I_IgnKeySw	A36.JB:2 3.2
					I_Sld4PosFFMoFr	A61.J2:11
					I_Sld4PosFFMoRr	A61.J2:12
A51.J2:7	O_BrLTUpperLed				B_BatterySaver	.
					B_EngineRun	.
					B_TstModExtLight	.
					I_BrakePedPri	A51.J1:21
					I_BrakePedSec	A36.JB:13 12.1
					I_IgnKeySw	A36.JB:2 3.2
					I_ParkBrSe	A36.JB:9 12.1
					I_RetdrSig	A50.J1:20

# MULTIPLEX OUTPUT LIST

O\_xx... = Physical Output Pin ; I\_xx... = Physical Input Pin ; D\_xx... = CAN Network Signal from the HVAC control Head ; B\_xx... = Multiplex system global Network Variable

Module.Pin#	Signal name	Hvac AC Clutch Solenoid	Page	Connected devices	Input involved	
A52.J1:1	O_FnDrvCac2				B_BatterySaver	.
					B_EngineRun	.
					B_TstModHvac	.
					B_TstModSAC	.
					D_AmbTempLSB	.
					D_AmbTempMSB	.
					D_IndexByte	.
					I_AltSeLL	A52.J2:8
					I_AltSeUR	A52.J2:9
					I_BatMonMod52	A52.J1:24
					I_FireExt1stAl	A36.JB:23 38.1
					I_IgnKeySw	A36.JB:2 3.2
A52.J1:10	O_StarterRel	Starter Relay			B_BatterySaver	.
					B_EngineRun	.
					B_TstModHvac	.
					I_EngDoorSe	A52.J2:6
					I_EngStaRrSw	A52.J2:5
					I_FireExt2ndAlm	A36.JB:21 38.1
					I_FrEngStaSw	A36.JB:22 3.2
					I_IgnKeySw	A36.JB:2 3.2
					I_StartEna1	A52.J1:20
					I_StartEna2	A36.JB:1 3.2
A52.J1:13	O_FanRJB	Fan RJB			B_BatterySaver	.
					B_EngineRun	.
					B_TstModSAC	.
					D_AmbTempLSB	.
					D_AmbTempMSB	.
					I_FireExt1stAl	A36.JB:23 38.1
					I_FireExt2ndAlm	A36.JB:21 38.1
					I_FireSensorA36	A36.JB:5 38.1
					I_IgnKeySw	A36.JB:2 3.2
A52.J1:3	O_FanDrvCool468				B_BatterySaver	.
					B_EngineRun	.
					B_TstModHvac	.
					B_TstModSAC	.
					D_AmbTempLSB	.
					D_AmbTempMSB	.
					I_AltSeLL	A52.J2:8
					I_AltSeUR	A52.J2:9
					I_BatMonMod52	A52.J1:24
					I_FireExt1stAl	A36.JB:23 38.1
					I_IgnKeySw	A36.JB:2 3.2
					I_RetdrSig	A50.J1:20

# MULTIPLEX OUTPUT LIST

O\_xx... = Physical Output Pin ; I\_xx... = Physical Input Pin ; D\_xx... = CAN Network Signal from the HVAC control Head ; B\_xx... = Multiplex system global Network Variable

Module.Pin#	Signal name	Hvac AC Clutch Solenoid	Page	Connected devices	Input involved		
A52.J1:7	O_EngCmptLb	Engine Compartment			I_EngDoorSe	A52.J2:6	
A52.J2:1	O_AltChrCtrl				B_BatterySaver	.	
					B_EngineRun	.	
					B_TstModHvac	.	
					B_TstModSAC	.	
					D_AmbTempLSB	.	
					D_AmbTempMSB	.	
					D_HvacModSig2	.	
					D_IndexByte	.	
					I_AltSeLL	A52.J2:8	
					I_AltSeUL	A49.J1:20	
					I_AltSeUR	A52.J2:9	
					I_BatMonMod54	A54.J1:24	
					I_IgnKeySw	A36.JB:2	3.2
					I_ParkBrSe	A36.JB:9	12.1
					I_RetdrSig	A50.J1:20	
					I_StartEna1	A52.J1:20	
					I_StartEna2	A36.JB:1	3.2
A52.J2:4	O_AltChrCtrlUR				B_BatterySaver	.	
					B_EngineRun	.	
					B_TstModHvac	.	
					B_TstModSAC	.	
					D_AmbTempLSB	.	
					D_AmbTempMSB	.	
					D_HvacModSig2	.	
					D_IndexByte	.	
					I_AltSeLL	A52.J2:8	
					I_AltSeUL	A49.J1:20	
					I_AltSeUR	A52.J2:9	
					I_BatMonMod54	A54.J1:24	
					I_IgnKeySw	A36.JB:2	3.2
					I_ParkBrSe	A36.JB:9	12.1
					I_RetdrSig	A50.J1:20	
					I_StartEna1	A52.J1:20	
					I_StartEna2	A36.JB:1	3.2
A54.J1:1	O_EvaSpd2Pilot	Evaporator Fan Speed 2			B_BatterySaver	.	
					B_EngineRun	.	
					B_LowVoltage	.	
					B_TstModHvac	.	
					D_AmbTempLSB	.	
					D_AmbTempMSB	.	
					D_HvacModSig	.	
					D_PassSetPts	.	

# MULTIPLEX OUTPUT LIST

O\_xx... = Physical Output Pin ; I\_xx... = Physical Input Pin ; D\_xx... = CAN Network Signal from the HVAC control Head ; B\_xx... = Multiplex system global Network Variable

Module.Pin#	Signal name	Hvac AC Clutch Solenoid	Page	Connected devices	Input involved		
A54.J1:1	O_EvaSpd2Pilot	Evaporator Fan Speed 2			I_BatMonMod54	A54.J1:24	
					I_FireExt1stAl	A36.JB:23	38.1
					I_FireExt2ndAlm	A36.JB:21	38.1
					I_FireSensorA36	A36.JB:5	38.1
					I_IgnKeySw	A36.JB:2	3.2
A54.J1:10	O_ACWaterPmp	Hvac Water Pump			B_BatterySaver	.	
					B_EngineRun	.	
					B_TstModHvac	.	
					D_AmbTempLSB	.	
					D_AmbTempMSB	.	
					D_HvacModSig	.	
					I_BatMonMod54	A54.J1:24	
					I_FireExt1stAl	A36.JB:23	38.1
					I_FireExt2ndAlm	A36.JB:21	38.1
					I_FireSensorA36	A36.JB:5	38.1
					I_IgnKeySw	A36.JB:2	3.2
A54.J1:19	O_EvaSpd1Rel	Evaporator Fan Speed 1 Relay			B_BatterySaver	.	
					B_EngineRun	.	
					B_LowVoltage	.	
					B_TstModHvac	.	
					D_HvacModSig	.	
					I_BatMonMod54	A54.J1:24	
					I_FireExt1stAl	A36.JB:23	38.1
					I_FireExt2ndAlm	A36.JB:21	38.1
					I_FireSensorA36	A36.JB:5	38.1
					I_IgnKeySw	A36.JB:2	3.2
A54.J1:3	O_CondSpdVariabl				B_BatterySaver	.	
					B_EngineRun	.	
					B_LowVoltage	.	
					B_TstModHvac	.	
					D_AmbTempLSB	.	
					D_AmbTempMSB	.	
					D_HvacModSig	.	
					D_PassSetPts	.	
					I_BatMonMod54	A54.J1:24	
					I_FireExt1stAl	A36.JB:23	38.1
					I_FireExt2ndAlm	A36.JB:21	38.1
					I_FireSensorA36	A36.JB:5	38.1
					I_IgnKeySw	A36.JB:2	3.2
A54.J1:7	O_PasRfgSol	Passenger Refrigerent Solenoid			B_BatterySaver	.	
					B_EngineRun	.	
					B_LowVoltage	.	
					B_TstModHvac	.	

# MULTIPLEX OUTPUT LIST

O\_xx... = Physical Output Pin ; I\_xx... = Physical Input Pin ; D\_xx... = CAN Network Signal from the HVAC control Head ; B\_xx... = Multiplex system global Network Variable

Module.Pin#	Signal name	Hvac AC Clutch Solenoid	Page	Connected devices	Input involved		
A54.J1:7	O_PasRfgSol	Passenger Refrigerent Solenoid			D_AmbTempLSB	.	
					D_AmbTempMSB	.	
					D_HvacModSig	.	
					D_PassSetPts	.	
					I_BatMonMod54	A54.J1:24	
					I_FireExt1stAl	A36.JB:23	38.1
					I_FireExt2ndAlm	A36.JB:21	38.1
					I_FireSensorA36	A36.JB:5	38.1
					I_IgnKeySw	A36.JB:2	3.2
A54.J2:10	O_ACRecPass	A/C Pass. Gaz Cylinder Recycle			B_BatterySaver	.	
					B_EngineRun	.	
					B_TstModHvac	.	
					B_TstModSAC	.	
					D_HvacModSig	.	
					I_IgnKeySw	A36.JB:2	3.2
A54.J2:13	O_PassHeatVlvCtl				B_BatterySaver	.	
					B_EngineRun	.	
					B_TstModHvac	.	
					I_BatMonMod54	A54.J1:24	
A54.J2:4	O_AcUnldRH	Hvac Right Hand Cylinder Unloader			B_BatterySaver	.	
					B_EngineRun	.	
					B_LowVoltage	.	
					B_TstModHvac	.	
					D_AmbTempLSB	.	
					D_AmbTempMSB	.	
					D_DriverSetPts	.	
					D_HvacModSig	.	
					D_PassSetPts	.	
					I_AcPresLoSe	A54.J2:9	
					I_DrvTempSe	A47.J2:11	
					I_FireExt1stAl	A36.JB:23	38.1
					I_FireExt2ndAlm	A36.JB:21	38.1
					I_FireSensorA36	A36.JB:5	38.1
					I_IgnKeySw	A36.JB:2	3.2
A54.J2:7	O_PasHeatSol	Passenger Heat Solenoid Valve			B_BatterySaver	.	
					B_EngineRun	.	
					B_TstModHvac	.	
					D_AmbTempLSB	.	
					D_AmbTempMSB	.	
					D_HvacModSig	.	
					D_PassSetPts	.	
					I_BatMonMod54	A54.J1:24	
					I_FireExt1stAl	A36.JB:23	38.1

# MULTIPLEX OUTPUT LIST

O\_xx... = Physical Output Pin ; I\_xx... = Physical Input Pin ; D\_xx... = CAN Network Signal from the HVAC control Head ; B\_xx... = Multiplex system global Network Variable

Module.Pin#	Signal name	Hvac AC Clutch Solenoid	Page	Connected devices	Input involved		
A54.J2:7	O_PasHeatSol	Passenger Heat Solenoid Valve			I_FireExt2ndAlm	A36.JB:21	38.1
					I_FireSensorA36	A36.JB:5	38.1
					I_IgnKeySw	A36.JB:2	3.2
A55.J1:1	O_DashBackLit	Dash BackLighting			I_HdLtPos1Sw	A56.J1:17	
A55.J1:4	O_Alt	Alternator			B_BatterySaver	.	
					B_EngineRun	.	
					B_TstModHvac	.	
					B_TstModSAC	.	
					D_AmbTempLSB	.	
					D_AmbTempMSB	.	
					D_HvacModSig2	.	
					D_IndexByte	.	
					I_AccKeySw	A36.JB:6	3.2
					I_AltSeLL	A52.J2:8	
					I_AltSeUL	A49.J1:20	
					I_AltSeUR	A52.J2:9	
					I_BatMonMod54	A54.J1:24	
					I_EntDorLockSw	A41.J2:3	
					I_FireExt2ndAlm	A36.JB:21	38.1
					I_HazardSw	A36.JB:4	26.1
					I_IgnKeySw	A36.JB:2	3.2
I_ParkBrSe	A36.JB:9	12.1					
I_RetdrSig	A50.J1:20						
I_StartEna1	A52.J1:20						
I_StartEna2	A36.JB:1	3.2					
A55.J1:7	O_BackUpMon	Backup Monitor Signal			I_BackUpCamSw	A55.J2:8	
A55.J2:15	O_GateWayPwr				D_VipSteering1	.	
					I_A55_NormalMode	.	
A56.J1:10	O_ClusterDown				I_IgnKeySw	A36.JB:2	3.2
					D_VipSteering1	.	
					D_VipSteering3	.	
					I_A56NormalMode	.	
					I_HiBeamCallSw	A56.J1:20	
					I_IgnKeySw	A36.JB:2	3.2
					I_LHFfshSwLHom	A56.J2:3	
I_RHFfshSwLHom	A56.J2:4						
A56.J1:13	O_EngineRun	Engine Run Signal			B_EngineRun	.	
					D_HvacModSig	.	
					I_BatMonMod54	A54.J1:24	
					I_IgnKeySw	A36.JB:2	3.2
A56.J1:3	O_ClusterSelect				D_VipSteering1	.	
					D_VipSteering2	.	
					I_A56NormalMode	.	

# MULTIPLEX OUTPUT LIST

O\_xx... = Physical Output Pin ; I\_xx... = Physical Input Pin ; D\_xx... = CAN Network Signal from the HVAC control Head ; B\_xx... = Multiplex system global Network Variable

Module.Pin#	Signal name	Hvac AC Clutch Solenoid	Page	Connected devices	Input involved		
A56.J1:3	O_ClusterSelect				I_HiBeamCallSw	A56.J1:20	
					I_IgnKeySw	A36.JB:2	3.2
					I_LHFfshSwLHom	A56.J2:3	
					I_RHFfshSwLHom	A56.J2:4	
A56.J1:4	O_ClusterEsc				D_VipSteering1	.	
					D_VipSteering3	.	
					I_A56NormalMode	.	
					I_HiBeamCallSw	A56.J1:20	
					I_IgnKeySw	A36.JB:2	3.2
					I_LHFfshSwLHom	A56.J2:3	
					I_RHFfshSwLHom	A56.J2:4	
A56.J1:7	O_ClusterUp				D_VipSteering1	.	
					D_VipSteering3	.	
					I_A56NormalMode	.	
					I_HiBeamCallSw	A56.J1:20	
					I_IgnKeySw	A36.JB:2	3.2
					I_LHFfshSwLHom	A56.J2:3	
					I_RHFfshSwLHom	A56.J2:4	
A58.J1:1	O_SldO1MoSpeedA	Slide-Out 1 Motor Speed Control A			I_BatMonMod58	A58.J1:24	
					I_BatMonMod59	A59.J1:24	
					I_BatMonMod60	A60.J1:24	
					I_BatMonMod61	A61.J1:24	
					I_FFfR4FrLimSw	A61.J2:8	
					I_FFfR4RrLimSw	A61.J2:9	
					I_IgnKeySw	A36.JB:2	3.2
					I_Sld4PosFFMoFr	A61.J2:11	
					I_Sld4PosFFMoRr	A61.J2:12	
					I_SldO1CloseSw	A58.J1:21	
					I_SldO1LimiOutSw	A58.J2:9	
					I_SldO1OpenSw	A58.J1:20	
					I_SldO1PBrakeSw	A58.J2:6	
					I_SldO1VacPrSe	A58.J2:11	
					I_SldO2LimiOutSw	A59.J2:9	
					I_SldO2PBrakeSw	A59.J2:6	
					I_SldO3LimiOutSw	A60.J2:9	
					I_SldO3PBrakeSw	A60.J2:6	
					I_SldO4PBrakeSw	A61.J2:6	
A58.J1:10	O_SldO1SealDefSo	Slide_Out 1 Seal Deflating Valve			I_BatMonMod58	A58.J1:24	
					I_IgnKeySw	A36.JB:2	3.2
					I_SldO1PBrakeSw	A58.J2:6	
A58.J1:16	O_SldO1Motneg	Slide_Out 1 Motor -			I_BatMonMod58	A58.J1:24	
					I_BatMonMod59	A59.J1:24	
					I_BatMonMod60	A60.J1:24	



# MULTIPLEX OUTPUT LIST

O\_xx... = Physical Output Pin ; I\_xx... = Physical Input Pin ; D\_xx... = CAN Network Signal from the HVAC control Head ; B\_xx... = Multiplex system global Network Variable

Module.Pin#	Signal name	Hvac AC Clutch Solenoid	Page	Connected devices	Input involved		
A58.J1:16	O_SldO1Motneg	Slide_Out 1 Motor -			I_BatMonMod61	A61.J1:24	
					I_FF1r4FrLimSw	A61.J2:8	
					I_FF1r4RrLimSw	A61.J2:9	
					I_IgnKeySw	A36.JB:2	3.2
					I_Sld4PosFFMoFr	A61.J2:11	
					I_Sld4PosFFMoRr	A61.J2:12	
					I_SldO1CloseSw	A58.J1:21	
					I_SldO1LimiOutSw	A58.J2:9	
					I_SldO1OpenSw	A58.J1:20	
					I_SldO1PBrakeSw	A58.J2:6	
					I_SldO1VacPrSe	A58.J2:11	
					I_SldO2LimiOutSw	A59.J2:9	
					I_SldO2PBrakeSw	A59.J2:6	
					I_SldO3LimiOutSw	A60.J2:9	
					I_SldO3PBrakeSw	A60.J2:6	
					I_SldO4PBrakeSw	A61.J2:6	
A58.J1:19	O_SldO1Motpos	Slide_Out 1 Motor +			I_BatMonMod58	A58.J1:24	
					I_BatMonMod59	A59.J1:24	
					I_BatMonMod60	A60.J1:24	
					I_BatMonMod61	A61.J1:24	
					I_FF1r4FrLimSw	A61.J2:8	
					I_FF1r4RrLimSw	A61.J2:9	
					I_IgnKeySw	A36.JB:2	3.2
					I_Sld4PosFFMoFr	A61.J2:11	
					I_Sld4PosFFMoRr	A61.J2:12	
					I_SldO1CloseSw	A58.J1:21	
					I_SldO1LimiOutSw	A58.J2:9	
					I_SldO1OpenSw	A58.J1:20	
					I_SldO1VacPrSe	A58.J2:11	
					I_SldO2LimiOutSw	A59.J2:9	
					I_SldO2PBrakeSw	A59.J2:6	
					I_SldO3LimiOutSw	A60.J2:9	
					I_SldO3PBrakeSw	A60.J2:6	
					I_SldO4PBrakeSw	A61.J2:6	
A58.J1:3	O_SldO1MoSpeedB	Slide-Out 1 Motor Speed Control B			I_BatMonMod58	A58.J1:24	
					I_BatMonMod59	A59.J1:24	
					I_BatMonMod60	A60.J1:24	
					I_BatMonMod61	A61.J1:24	
					I_FF1r4FrLimSw	A61.J2:8	
					I_FF1r4RrLimSw	A61.J2:9	
					I_IgnKeySw	A36.JB:2	3.2
					I_Sld4PosFFMoFr	A61.J2:11	
					I_Sld4PosFFMoRr	A61.J2:12	

# MULTIPLEX OUTPUT LIST

O\_xx... = Physical Output Pin ; I\_xx... = Physical Input Pin ; D\_xx... = CAN Network Signal from the HVAC control Head ; B\_xx... = Multiplex system global Network Variable

Module.Pin#	Signal name	Hvac AC Clutch Solenoid	Page	Connected devices	Input involved		
A58.J1:3	O_SldO1MoSpeedB	Slide-Out 1 Motor Speed Control B			I_SldO1CloseSw	A58.J1:21	
					I_SldO1LimiOutSw	A58.J2:9	
					I_SldO1OpenSw	A58.J1:20	
					I_SldO1PBrakeSw	A58.J2:6	
					I_SldO1VacPrSe	A58.J2:11	
					I_SldO2LimiOutSw	A59.J2:9	
					I_SldO2PBrakeSw	A59.J2:6	
					I_SldO3LimiOutSw	A60.J2:9	
					I_SldO3PBrakeSw	A60.J2:6	
					I_SldO4PBrakeSw	A61.J2:6	
A58.J1:4	O_SldO1RemoteLed	Slide_Out 1 Remote Led			I_BatMonMod58	A58.J1:24	
					I_IgnKeySw	A36.JB:2	3.2
					I_SldO1CloseSw	A58.J1:21	
					I_SldO1LimiOutSw	A58.J2:9	
					I_SldO1OpenSw	A58.J1:20	
					I_SldO1PBrakeSw	A58.J2:6	
					I_SldO1Supply5v	A58.J2:15	
					I_SldO1VacPrSe	A58.J2:11	
A58.J1:7	O_SldO1SealInfSo	Slide_Out 1 Seal Inflating Valve			I_SldO1LimiOutSw	A58.J2:9	
A58.J2:1	O_SldO1VaccGenSo	Slide_Out 1 Seal Vaccum Generator			I_BatMonMod58	A58.J1:24	
					I_BatMonMod59	A59.J1:24	
					I_BatMonMod60	A60.J1:24	
					I_BatMonMod61	A61.J1:24	
					I_IgnKeySw	A36.JB:2	3.2
					I_SldO1PBrakeSw	A58.J2:6	
					I_SldO2PBrakeSw	A59.J2:6	
					I_SldO3PBrakeSw	A60.J2:6	
					I_SldO4PBrakeSw	A61.J2:6	
A58.J2:4	O_SldO1SecuPinSo	Slide-Out 1 Security Pins			I_SldO1PBrakeSw	A58.J2:6	
					I_SldO2PBrakeSw	A59.J2:6	
					I_SldO3PBrakeSw	A60.J2:6	
					I_SldO4PBrakeSw	A61.J2:6	
A59.J1:1	O_SldO2MoSpeedA	Slide-Out 2 Motor Speed Control A			I_BatMonMod58	A58.J1:24	
					I_BatMonMod59	A59.J1:24	
					I_BatMonMod60	A60.J1:24	
					I_BatMonMod61	A61.J1:24	
					I_FF1r4FrLimSw	A61.J2:8	
					I_FF1r4RrLimSw	A61.J2:9	
					I_IgnKeySw	A36.JB:2	3.2
					I_Sld4PosFFMoFr	A61.J2:11	
					I_Sld4PosFFMoRr	A61.J2:12	
					I_SldO1LimiOutSw	A58.J2:9	
					I_SldO1PBrakeSw	A58.J2:6	

# MULTIPLEX OUTPUT LIST

O\_xx... = Physical Output Pin ; I\_xx... = Physical Input Pin ; D\_xx... = CAN Network Signal from the HVAC control Head ; B\_xx... = Multiplex system global Network Variable

Module.Pin#	Signal name	Hvac AC Clutch Solenoid	Page	Connected devices	Input involved		
A59.J1:1	O_SldO2MoSpeedA	Slide-Out 2 Motor Speed Control A			I_SldO1VacPrSe	A58.J2:11	
					I_SldO2CloseSw	A59.J1:21	
					I_SldO2LimiOutSw	A59.J2:9	
					I_SldO2OpenSw	A59.J1:20	
					I_SldO2PBrakeSw	A59.J2:6	
					I_SldO3LimiOutSw	A60.J2:9	
					I_SldO3PBrakeSw	A60.J2:6	
					I_SldO4PBrakeSw	A61.J2:6	
A59.J1:10	O_SldO2SealDefSo	Slide_Out 2 Seal Deflating Valve			I_BatMonMod59	A59.J1:24	
					I_IgnKeySw	A36.JB:2	3.2
					I_SldO2PBrakeSw	A59.J2:6	
A59.J1:16	O_SldO2Motneg	Slide_Out 2 Motor -			I_BatMonMod58	A58.J1:24	
					I_BatMonMod59	A59.J1:24	
					I_BatMonMod60	A60.J1:24	
					I_BatMonMod61	A61.J1:24	
					I_FF1r4FrLimSw	A61.J2:8	
					I_FF1r4RrLimSw	A61.J2:9	
					I_IgnKeySw	A36.JB:2	3.2
					I_Sld4PosFFMoFr	A61.J2:11	
					I_Sld4PosFFMoRr	A61.J2:12	
					I_SldO1LimiOutSw	A58.J2:9	
					I_SldO1PBrakeSw	A58.J2:6	
					I_SldO1VacPrSe	A58.J2:11	
					I_SldO2CloseSw	A59.J1:21	
					I_SldO2LimiOutSw	A59.J2:9	
					I_SldO2OpenSw	A59.J1:20	
					I_SldO2PBrakeSw	A59.J2:6	
					I_SldO3LimiOutSw	A60.J2:9	
					I_SldO3PBrakeSw	A60.J2:6	
					I_SldO4PBrakeSw	A61.J2:6	
A59.J1:19	O_SldO2Motpos	Slide_Out 2 Motor +			I_BatMonMod58	A58.J1:24	
					I_BatMonMod59	A59.J1:24	
					I_BatMonMod60	A60.J1:24	
					I_BatMonMod61	A61.J1:24	
					I_FF1r4FrLimSw	A61.J2:8	
					I_FF1r4RrLimSw	A61.J2:9	
					I_IgnKeySw	A36.JB:2	3.2
					I_Sld4PosFFMoFr	A61.J2:11	
					I_Sld4PosFFMoRr	A61.J2:12	
					I_SldO1LimiOutSw	A58.J2:9	
					I_SldO1PBrakeSw	A58.J2:6	
					I_SldO1VacPrSe	A58.J2:11	
					I_SldO2CloseSw	A59.J1:21	

# MULTIPLEX OUTPUT LIST

O\_xx... = Physical Output Pin ; I\_xx... = Physical Input Pin ; D\_xx... = CAN Network Signal from the HVAC control Head ; B\_xx... = Multiplex system global Network Variable

Module.Pin#	Signal name	Hvac AC Clutch Solenoid	Page	Connected devices	Input involved		
A59.J1:19	O_SldO2Motpos	Slide_Out 2 Motor +			I_SldO2LimiOutSw	A59.J2:9	
					I_SldO2OpenSw	A59.J1:20	
					I_SldO3LimiOutSw	A60.J2:9	
					I_SldO3PBrakeSw	A60.J2:6	
					I_SldO4PBrakeSw	A61.J2:6	
A59.J1:3	O_SldO2MoSpeedB	Slide-Out 2 Motor Speed Control B			I_BatMonMod58	A58.J1:24	
					I_BatMonMod59	A59.J1:24	
					I_BatMonMod60	A60.J1:24	
					I_BatMonMod61	A61.J1:24	
					I_FF1r4FrLimSw	A61.J2:8	
					I_FF1r4RrLimSw	A61.J2:9	
					I_IgnKeySw	A36.JB:2	3.2
					I_Sld4PosFFMoFr	A61.J2:11	
					I_Sld4PosFFMoRr	A61.J2:12	
					I_SldO1LimiOutSw	A58.J2:9	
					I_SldO1PBrakeSw	A58.J2:6	
					I_SldO1VacPrSe	A58.J2:11	
					I_SldO2CloseSw	A59.J1:21	
					I_SldO2LimiOutSw	A59.J2:9	
					I_SldO2OpenSw	A59.J1:20	
					I_SldO2PBrakeSw	A59.J2:6	
					I_SldO3LimiOutSw	A60.J2:9	
					I_SldO3PBrakeSw	A60.J2:6	
					I_SldO4PBrakeSw	A61.J2:6	
A59.J1:4	O_SldO2RemoteLed	Slide_Out 2 Remote Led			I_BatMonMod59	A59.J1:24	
					I_IgnKeySw	A36.JB:2	3.2
					I_SldO1VacPrSe	A58.J2:11	
					I_SldO2CloseSw	A59.J1:21	
					I_SldO2LimiOutSw	A59.J2:9	
					I_SldO2OpenSw	A59.J1:20	
					I_SldO2PBrakeSw	A59.J2:6	
					I_SldO2Supply5v	A59.J2:15	
A59.J1:7	O_SldO2SealInfSo	Slide_Out 2 Seal Inflating Valve			I_SldO2LimiOutSw	A59.J2:9	
A60.J1:1	O_SldO3MoSpeedA				I_BatMonMod58	A58.J1:24	
					I_BatMonMod59	A59.J1:24	
					I_BatMonMod60	A60.J1:24	
					I_BatMonMod61	A61.J1:24	
					I_FF1r4FrLimSw	A61.J2:8	
					I_FF1r4RrLimSw	A61.J2:9	
					I_IgnKeySw	A36.JB:2	3.2
					I_Sld4PosFFMoFr	A61.J2:11	
					I_Sld4PosFFMoRr	A61.J2:12	
					I_SldO1LimiOutSw	A58.J2:9	

# MULTIPLEX OUTPUT LIST

O\_xx... = Physical Output Pin ; I\_xx... = Physical Input Pin ; D\_xx... = CAN Network Signal from the HVAC control Head ; B\_xx... = Multiplex system global Network Variable

Module.Pin#	Signal name	Hvac AC Clutch Solenoid	Page	Connected devices	Input involved		
A60.J1:1	O_SldO3MoSpeedA				I_SldO1PBrakeSw	A58.J2:6	
					I_SldO1VacPrSe	A58.J2:11	
					I_SldO2LimiOutSw	A59.J2:9	
					I_SldO2PBrakeSw	A59.J2:6	
					I_SldO3CloseSw	A60.J1:21	
					I_SldO3LimiOutSw	A60.J2:9	
					I_SldO3OpenSw	A60.J1:20	
					I_SldO3PBrakeSw	A60.J2:6	
					I_SldO4PBrakeSw	A61.J2:6	
A60.J1:10	O_SldO3SealDefSo				I_BatMonMod60	A60.J1:24	
					I_IgnKeySw	A36.JB:2	3.2
					I_SldO3PBrakeSw	A60.J2:6	
A60.J1:16	O_SldO3Motneg				I_BatMonMod58	A58.J1:24	
					I_BatMonMod59	A59.J1:24	
					I_BatMonMod60	A60.J1:24	
					I_BatMonMod61	A61.J1:24	
					I_FF1r4FrLimSw	A61.J2:8	
					I_FF1r4RrLimSw	A61.J2:9	
					I_IgnKeySw	A36.JB:2	3.2
					I_Sld4PosFFMoFr	A61.J2:11	
					I_Sld4PosFFMoRr	A61.J2:12	
					I_SldO1LimiOutSw	A58.J2:9	
					I_SldO1PBrakeSw	A58.J2:6	
					I_SldO1VacPrSe	A58.J2:11	
					I_SldO2LimiOutSw	A59.J2:9	
					I_SldO2PBrakeSw	A59.J2:6	
					I_SldO3CloseSw	A60.J1:21	
					I_SldO3LimiOutSw	A60.J2:9	
					I_SldO3OpenSw	A60.J1:20	
					I_SldO3PBrakeSw	A60.J2:6	
					I_SldO4PBrakeSw	A61.J2:6	
A60.J1:19	O_SldO3Motpos				I_BatMonMod58	A58.J1:24	
					I_BatMonMod59	A59.J1:24	
					I_BatMonMod60	A60.J1:24	
					I_BatMonMod61	A61.J1:24	
					I_FF1r4FrLimSw	A61.J2:8	
					I_FF1r4RrLimSw	A61.J2:9	
					I_IgnKeySw	A36.JB:2	3.2
					I_Sld4PosFFMoFr	A61.J2:11	
					I_Sld4PosFFMoRr	A61.J2:12	
					I_SldO1LimiOutSw	A58.J2:9	
					I_SldO1PBrakeSw	A58.J2:6	
					I_SldO1VacPrSe	A58.J2:11	

# MULTIPLEX OUTPUT LIST

O\_xx... = Physical Output Pin ; I\_xx... = Physical Input Pin ; D\_xx... = CAN Network Signal from the HVAC control Head ; B\_xx... = Multiplex system global Network Variable

Module.Pin#	Signal name	Hvac AC Clutch Solenoid	Page	Connected devices	Input involved		
A60.J1:19	O_SldO3Motpos				I_SldO2LimiOutSw	A59.J2:9	
					I_SldO2PBrakeSw	A59.J2:6	
					I_SldO3CloseSw	A60.J1:21	
					I_SldO3LimiOutSw	A60.J2:9	
					I_SldO3OpenSw	A60.J1:20	
					I_SldO4PBrakeSw	A61.J2:6	
A60.J1:3	O_SldO3MoSpeedB				I_BatMonMod58	A58.J1:24	
					I_BatMonMod59	A59.J1:24	
					I_BatMonMod60	A60.J1:24	
					I_BatMonMod61	A61.J1:24	
					I_FF1r4FrLimSw	A61.J2:8	
					I_FF1r4RrLimSw	A61.J2:9	
					I_IgnKeySw	A36.JB:2	3.2
					I_Sld4PosFFMoFr	A61.J2:11	
					I_Sld4PosFFMoRr	A61.J2:12	
					I_SldO1LimiOutSw	A58.J2:9	
					I_SldO1PBrakeSw	A58.J2:6	
					I_SldO1VacPrSe	A58.J2:11	
					I_SldO2LimiOutSw	A59.J2:9	
					I_SldO2PBrakeSw	A59.J2:6	
					I_SldO3CloseSw	A60.J1:21	
					I_SldO3LimiOutSw	A60.J2:9	
					I_SldO3OpenSw	A60.J1:20	
					I_SldO3PBrakeSw	A60.J2:6	
					I_SldO4PBrakeSw	A61.J2:6	
A60.J1:4	O_SldO3RemoteLed				I_BatMonMod60	A60.J1:24	
					I_IgnKeySw	A36.JB:2	3.2
					I_SldO1VacPrSe	A58.J2:11	
					I_SldO3CloseSw	A60.J1:21	
					I_SldO3LimiOutSw	A60.J2:9	
					I_SldO3OpenSw	A60.J1:20	
					I_SldO3PBrakeSw	A60.J2:6	
					I_SldO3Supply5v	A60.J2:15	
A60.J1:7	O_SldO3SealInfSo				I_SldO3LimiOutSw	A60.J2:9	
A61.J1:10	O_SldO4SealDefSo				I_BatMonMod61	A61.J1:24	
					I_IgnKeySw	A36.JB:2	3.2
					I_SldO4PBrakeSw	A61.J2:6	
A61.J1:16	O_Sld4FFMoOpen				I_BatMonMod58	A58.J1:24	
					I_BatMonMod59	A59.J1:24	
					I_BatMonMod60	A60.J1:24	
					I_BatMonMod61	A61.J1:24	
					I_FF1r4FrLimSw	A61.J2:8	
					I_FF1r4RrLimSw	A61.J2:9	

# MULTIPLEX OUTPUT LIST

O\_xx... = Physical Output Pin ; I\_xx... = Physical Input Pin ; D\_xx... = CAN Network Signal from the HVAC control Head ; B\_xx... = Multiplex system global Network Variable

Module.Pin#	Signal name	Hvac AC Clutch Solenoid	Page	Connected devices	Input involved		
A61.J1:16	O_Sld4FFMoOpen				I_IgnKeySw	A36.JB:2	3.2
					I_Sld4PosFFMoFr	A61.J2:11	
					I_Sld4PosFFMoRr	A61.J2:12	
					I_SldO1LimiOutSw	A58.J2:9	
					I_SldO1PBrakeSw	A58.J2:6	
					I_SldO1VacPrSe	A58.J2:11	
					I_SldO2LimiOutSw	A59.J2:9	
					I_SldO2PBrakeSw	A59.J2:6	
					I_SldO3LimiOutSw	A60.J2:9	
					I_SldO3PBrakeSw	A60.J2:6	
					I_SldO4CloseSw	A61.J1:21	
					I_SldO4OpenSw	A61.J1:20	
					I_SldO4PBrakeSw	A61.J2:6	
A61.J1:19	O_Sld4FFMoClose				I_BatMonMod58	A58.J1:24	
					I_BatMonMod59	A59.J1:24	
					I_BatMonMod60	A60.J1:24	
					I_BatMonMod61	A61.J1:24	
					I_FF1r4FrLimSw	A61.J2:8	
					I_FF1r4RrLimSw	A61.J2:9	
					I_IgnKeySw	A36.JB:2	3.2
					I_Sld4PosFFMoFr	A61.J2:11	
					I_Sld4PosFFMoRr	A61.J2:12	
					I_SldO1LimiOutSw	A58.J2:9	
					I_SldO1PBrakeSw	A58.J2:6	
					I_SldO1VacPrSe	A58.J2:11	
					I_SldO2LimiOutSw	A59.J2:9	
					I_SldO2PBrakeSw	A59.J2:6	
					I_SldO3LimiOutSw	A60.J2:9	
					I_SldO3PBrakeSw	A60.J2:6	
					I_SldO4CloseSw	A61.J1:21	
					I_SldO4OpenSw	A61.J1:20	
					I_SldO4PBrakeSw	A61.J2:6	
A61.J1:4	O_SldO4RemoteLed				I_BatMonMod61	A61.J1:24	
					I_FF1r4FrLimSw	A61.J2:8	
					I_FF1r4RrLimSw	A61.J2:9	
					I_IgnKeySw	A36.JB:2	3.2
					I_Sld4PosFFMoFr	A61.J2:11	
					I_Sld4PosFFMoRr	A61.J2:12	
					I_SldO1VacPrSe	A58.J2:11	
					I_SldO4CloseSw	A61.J1:21	
					I_SldO4OpenSw	A61.J1:20	
I_SldO4PBrakeSw	A61.J2:6						
A61.J1:7	O_SldO4SealInfSo				I_BatMonMod61	A61.J1:24	





# MULTIPLEX INPUT LIST

O\_xx... = Physical Output Pin ; I\_xx... = Physical Input Pin ; D\_xx... = CAN Network Signal from the HVAC control Head ; B\_xx... = Multiplex system global Network Variable

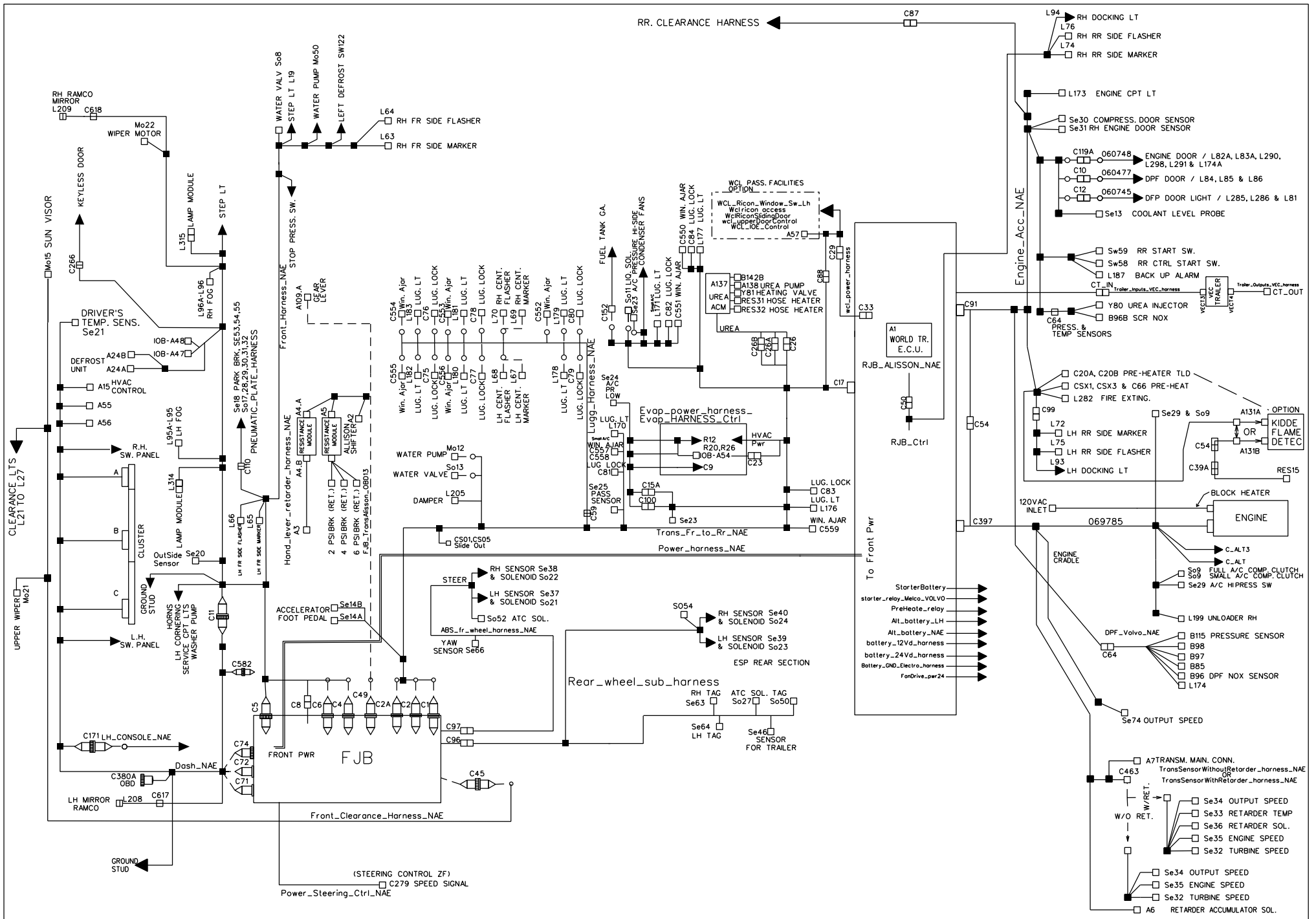
Module.Pin#	Signal name	Hvac AC Clutch Solenoid	Page	Connected devices
.	I_A41_NormalMode			
.	I_A43_NormalMode			
.	I_A44_NormalMode			
.	I_A55_NormalMode			
.	I_A56NormalMode			
A36.JB:1	I_StartEna2		3.2	
A36.JB:13	I_BrakePedSec		12.1	
A36.JB:2	I_IgnKeySw	Ignition Key switch	3.2	
A36.JB:21	I_FireExt2ndAlm		38.1	
A36.JB:22	I_FrEngStaSw	Front Engine Start Switch	3.2	
A36.JB:23	I_FireExt1stAl		38.1	
A36.JB:4	I_HazardSw	Hazard Switch	26.1	
A36.JB:5	I_FireSensorA36	Fire Sensor On A36	38.1	
A36.JB:6	I_AccKeySw	Accessories Key switch	3.2	
A36.JB:9	I_ParkBrSe	Paking Brake Sensor	12.1	
A41.J2:2	I_EntDorOpSe	Entrance Door Open Sensor		
A41.J2:3	I_EntDorLockSw	VIP Entrance Door Lock Switch		
A41.J2:4	I_LuggDrOpenSe	Luggages doors open sensor		
A41.J2:5	I_KeylessPanic	Keyless panic button signal		
A41.J2:6	I_KeylessIntru	Keyless intrusion signal		
A41.J2:7	I_KeylessLuggUnl	Keyless luggages doors unlock signal		
A41.J2:8	I_KeylessLockAll	Keyless lock all doors signal		
A41.J2:9	I_KeylessDrUnl	Keyless door unlock signal		
A42.J1:20	I_TgAxlSw	Tag Axle Switch		
A42.J2:11	I_LevelLowSw	Level low switch		
A43.J1:20	I_LuggDoorSw	Luggage Door Switch		
A43.J2:6	I_LuggDrLkSe			
A44.J2:5	I_SunVisorDrv	sun visor drv sw		
A44.J2:6	I_SunVisorPass	sun visor pass sw		
A46.J1:20	I_LHFfshSw	Left Hand Flasher Switch		
A46.J1:24	I_BatMonMod46			
A47.J1:21	I_DefrostHighSw	Passenger defrost speed increase switch		
A47.J1:24	I_BatMonMod47			
A47.J2:11	I_DrvTempSe	Driver Temperature sensor		
A47.J2:6	I_DefrostLowSw	Passenger defrost speed decrease switch		
A47.J2:9	I_SAcSuperHeatSe			
A48.J1:24	I_BatMonMod48			
A48.J2:5	I_RHFfshSw	Right Hand Flasher Switch		
A49.J1:20	I_AltSeUL			
A49.J1:24	I_BatMonMod49			
A49.J2:8	I_WdoOpenSe	Passenger Window Open Sensor		
A50.J1:20	I_RetdrSig	Retarder Signal		
A51.J1:20	I_LHFfshSwRrSig	LH FlasherSwitch Rear Signal		

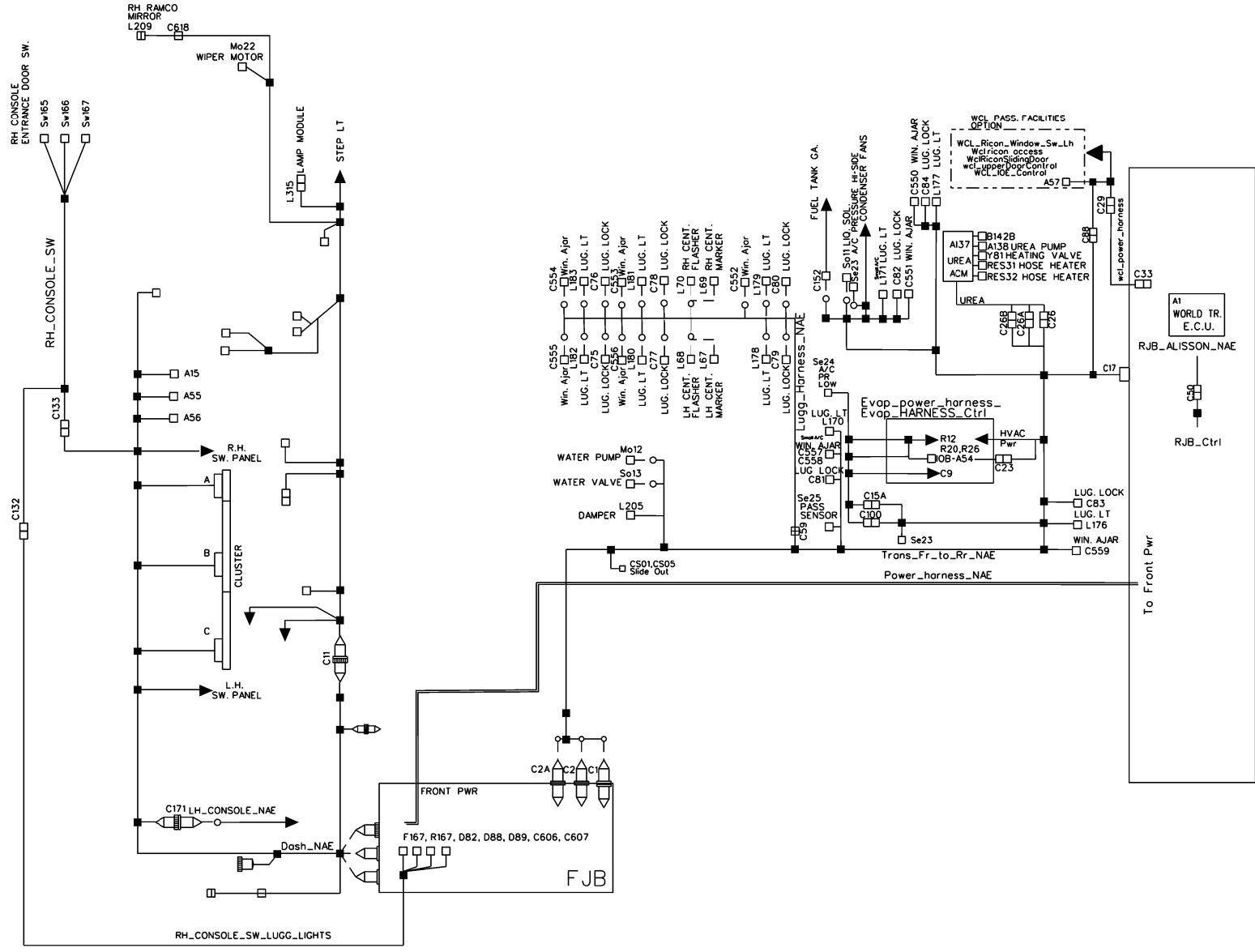
# MULTIPLEX INPUT LIST

O\_xx... = Physical Output Pin ; I\_xx... = Physical Input Pin ; D\_xx... = CAN Network Signal from the HVAC control Head ; B\_xx... = Multiplex system global Network Variable

Module.Pin#	Signal name	Hvac AC Clutch Solenoid	Page	Connected devices
A51.J1:21	I_BrakePedPri			
A51.J2:5	I_RHFfshSwRrSig	RH FlasherSwitch Rear Signal		
A52.J1:20	I_StartEna1			
A52.J1:24	I_BatMonMod52			
A52.J2:5	I_EngStaRrSw	Engine Start Rear Switch		
A52.J2:6	I_EngDoorSe	Engine Door Sensor		
A52.J2:8	I_AltSeLL			
A52.J2:9	I_AltSeUR			
A54.J1:24	I_BatMonMod54			
A54.J2:11	I_SuperHeatSe			
A54.J2:9	I_AcPresLoSse	Ac Pressure Low Side Sensor		
A55.J2:1	I_DrvLtSw	Driver Light Switch		
A55.J2:10	I_LwWipIntSw	Lower Wiper Intermitant Switch		
A55.J2:11	I_LwWshSw	Lower Wiper Washer Switch		
A55.J2:12	I_UpWipIntSw	Upper Wiper Intermitant Switch		
A55.J2:13	I_UpWipSw	Upper Wiper Switch		
A55.J2:4	I_RevAlrmSw	Reverse alarm switch		
A55.J2:6	I_RetarderSel	Retarder Selected		
A55.J2:7	I_LowDockLtsSw	Low docking lights switch		
A55.J2:8	I_BackUpCamSw	Back up camera switch		
A55.J2:9	I_UpWshSw	Upper Washer Wiper Switch		
A56.J1:17	I_HdLtPos1Sw	Head Light Switch Position Markers		
A56.J1:2	I_HeadLmpWshSw			
A56.J1:20	I_HiBeamCallSw	Hi/Low Beam Switch		
A56.J1:21	I_HdLtHiLowBmSw	Head Lights High and Low Beam Switch		
A56.J1:5	I_HdLtPos2Sw			
A56.J2:10	I_DockingLtSw	Docking Lights Switch		
A56.J2:13	I_EntDorWdo			
A56.J2:3	I_LHFfshSwLHom			
A56.J2:4	I_RHFfshSwLHom			
A56.J2:5	I_FogLightSw	Fog Lights Switch		
A56.J2:6	I_CorneringLtSw	Cornering Light Switch		
A56.J2:7	I_HornSw	Horn Switch		
A56.J2:9	I_WdowDrvSw			
A58.J1:20	I_SldO1OpenSw	Slide-Out 1 Open Sw		
A58.J1:21	I_SldO1CloseSw	Slide-Out 1 Close Sw		
A58.J1:24	I_BatMonMod58			
A58.J2:11	I_SldO1VacPrSe	Slide-Out 1 Vaccum Pressure Transducer		
A58.J2:15	I_SldO1Supply5v	Slide Out 1 5v Supply		
A58.J2:6	I_SldO1PBrakeSw	Slide-Out 1 Parking Brake Sw		
A58.J2:9	I_SldO1LimiOutSw	Slide-Out 1 Limit Out Detection Sw		
A59.J1:20	I_SldO2OpenSw	Slide-Out 2 Open Sw		
A59.J1:21	I_SldO2CloseSw	Slide-Out 2 Close Sw		







## VEHICLE HARNESS ROADMAP

DESCRIPTION	NAE
CHANGE ORDER	<b>2015007</b>
EFFECTIVE VEHICLE	Preli (J-0113 J-0155) SOP K-0295
wiring revision	0
ABS_fr_wheel_harness_NAE	IdemX3_060124
ACB_Gen2	060672
ALT_Battery_UR	060014
ALT_BatteryUL_LL	060013
Alternator_Ctrl_RH_harness	IdemMth_060407
Alternator_Ctrl_LH_harness	IdemMth_060406
AltGnd_Extr_harness	Idem_Mth_060417
AltGnd_LL_Harness	IdemX3_069504
AltGnd_R_Harness	IdemX3_060264
AltGnd_UL_Harness	Idem_Mth_060414
AltJumper_UL_Harness	IdemMth_060413
Awning windows	061489
Aux_defroster_control_harness	060012
battery_12Vd_harness	IdemH3_060686
battery_24Vd_harness	IdemH3_060691
Battery_Cable	MStation_062371
Battery_GND_Electro_harness	IdemH3_060693
Battery_Gnd_Harness	IdemH3_063592
Beru_antenna_NAE	IdemX3_060143
Beru_Fjb	IdemX3_060045
booster_positive_Harness	IdemH3_060692
Cablage_ASM	061180_JPEG
Comp_FullAC_Harness	IdemMth_061482
Comp_SmallAC_Harness	Idem_MTH_060382
Dash_NAE	060011
DPF_door_Harness	IdemH3_060744
DPF_Door_light	IdemH3_060745
DPF_Volvo_NAE	IdemH3_060746
electric_horn_NAE	IdemX3_060074
Eng_Cradle_Allisson_NAE	060010
Engine_Acc_NAE	060009
Engine_chassis_GND	IdemX3_060306
ENGINE_DOOR	IdemH3_060748
ENGINE_LINEAR_THERMAL_Harness	IdemX3_069738
equilizer_harness_Vanner	IdemH3_060855
Evap_HARNESS_Ctrl	060008
Evap_power_breaker_harness	060007
Evap_Power_GND_harness	IdemX3_060527
Evap_power_harness_	IdemX3_060529
FanDrive_harness	IdemX3_068820
FanDrive_pwr24	IdemX3_069245
FanDrive_pwrGnd	IdemX3_069246
FJB_2015	061286
FJB_AFSS	IdemMTH_060397
FJB_TransAllisson_OBD13	IdemX3_060542
Flame_Detector_Ext_Harness	IdemH3_061046
Front_Clearance_Harness_NAE	060006
Front_Harness_NAE	060005
Fuel_gauge_harness_NAE	IdemX3_060087
Hand_lever_retarder_harness_NAE	IdemX3_060083
Inter_Batt_cable	IdemH3_061036
keyless_door_harness	060004
LH_CONSOLE_NAE	060003
Linear_Thermal_Wo_afss_harness	IdemH3_069175
Lugg_Harness_NAE	060002
Lugg_Door_Vertical_Harness	061459
Lugg_Door_Horizontal_Harness	061468
Lugg_Door_7_Pivots_Harness	061466
Pneumatic_Plate_harness	IdemMth_060367
Power_harness_NAE	069699
Power_Steering_Ctrl_NAE	IdemX3_060378
PowerVecr	IdemH3_060870
PreHeate_relay	IdemH3_060872

VEHICLE HARNESS ROADMAP

DESCRIPTION	NAE
CHANGE ORDER	<b>2015007</b>
EFFECTIVE VEHICLE	Prel (J-0113 J-0155) SOP K-0295
wiring revision	0
PreHeater_GND	idemX3_060308
Radiator_door_harness	idemH3_061153
RadiatorChassisGnd	idemX3_069279
Rear_Wheel_sub_harness	idemH3_069729
Relay_Melco_batt	idemX3_069542
Rh_console_switches	Idem_Mth_060931
RJB_ALISSON_NAE	069756
RJB_Ctrl	069757
Rr_clearance_harness	069758
SlideOutFrontLeft	069759
SlideOutFrontRight	069760
SlideOutRearLeft	069761
SlideOutRearRight	069762
Small_AC_Front_harness	IdemMth_060392
Starter_chassis_GND	idemX3_060307
starter_relay_Melco_VOLVO	idemH3_060711
StarterBattery	idemH3_060712
Trailer_Inputs_VEC_harness	069764
Trailer_Outputs_VEC_harness	069765
Trans_Fr_to_Rr_Full_AC_NAE	069766
Trans_Fr_to_Rr_Small_AC_NAE	069767
TransSensorWithoutRetarder_harness_NAE	idemX3_069778
TransSensorWithRetarder_harness_NAE	idemX3_069777
Urea_Harness_OBD13	idemH3_060725
WCL_IOE_Control	IdemH3_060726
wcl_power_harness	idemH3_060728
Wcl_Ricon_lighting	idemH3_061248
WCL_Ricon_Lighting_Jumper	IdemH3_069065
wcl_upperDoorControl	069768
WclRiconAccess	idemX3_060782

## VEHICLE HARNESS ROADMAP

DESCRIPTION	NAE	RELS
CHANGE ORDER	<b>2015007</b>	<b>2018011</b>
EFFECTIVE VEHICLE	Preh U-0113 J-0155) SOP K-0295	K-0369
wiring revision	0	1
ABS_fr_wheel_harness_NAE	IdemX3_060124	
ACB_Gen2	060672	
ALT_Battery_UR	060014	
ALT_BatteryUL_LL	060013	
Alternator_Ctrl_RH_harness	IdemMth_060407	
Alternator_Ctrl_LH_harness	IdemMth_060406	
AltGnd_Extr_harness	Idem_Mth_060417	
AltGnd_LL_Harness	IdemX3_069504	
AltGnd_R_Harness	IdemX3_060264	
AltGnd_UL_Harness	Idem_Mth_060414	
AltJumper_UL_Harness	IdemMth_060413	
Awning windows	061489	
Aux_defroster_control_harness	060012	
battery_12Vd_harness	IdemH3_060686	
battery_24Vd_harness	IdemH3_060691	
Battery_Cable	MStation_062371	
Battery_GND_Electro_harness	IdemH3_060693	
Battery_Gnd_Harness	IdemH3_063592	
Beru_antenna_NAE	IdemX3_060143	
Beru_Fjb	IdemX3_060045	
booster_positive_Harness	IdemH3_060692	
Cablage_ASM	061180_JPEG	
Comp_FullAC_Harness	IdemMth_061482	
Comp_SmallAC_Harness	Idem_MTH_060382	
Dash_NAE	060011	
DPF_door_Harness	IdemH3_060744	
DPF_Door_light	IdemH3_060745	
DPF_Volvo_NAE	IdemH3_060746	
electric_horn_NAE	IdemX3_060074	
Eng_Cradle_Allisson_NAE	060010	
Engine_Acc_NAE	060009	
Engine_chassis_GND	IdemX3_060306	
ENGINE_DOOR	IdemH3_060748	
ENGINE_LINEAR_THERMAL_Harness	IdemX3_069738	
equilizer_harness_Vanner	IdemH3_060855	
Evap_HARNESS_Ctrl	060008	
Evap_power_breaker_harness	060007	
Evap_Power_GND_harness	IdemX3_060527	
Evap_power_harness_	IdemX3_060529	
FanDrive_harness	IdemX3_068820	
FanDrive_pwr24	IdemX3_069245	
FanDrive_pwrGnd	IdemX3_069246	
FJB_2015	061286	069917
FJB_AFSS	IdemMTH_060397	
FJB_TransAlisson_OBD13	IdemX3_060542	IdemX3_069901
Flame_Detector_Ext_Harness	IdemH3_061046	
Front_Clearance_Harness_NAE	060006	
Front_Harness_NAE	060005	
Fuel_gauge_harness_NAE	IdemX3_060087	
Hand_lever_retarder_harness_NAE	IdemX3_060083	
Inter_Batt_cable	IdemH3_061036	
keyless_door_harness	060004	
LH_CONSOLE_NAE	060003	
Linear_Thermal_Wo_afss_harness	IdemH3_069175	
Lugg_Harness_NAE	060002	
Lugg_Door_Vertical_Harness	061459	
Lugg_Door_Horizontal_Harness	061468	
Lugg_Door_7_Pivots_Harness	061466	
Pneumatic_Plate_harness	IdemMth_060367	
Power_harness_NAE	069699	
Power_Steering_Ctrl_NAE	IdemX3_060378	
PowerVecr	IdemH3_060870	
PreHeate_relay	IdemH3_060872	



VEHICLE HARNESS ROADMAP

DESCRIPTION	NAE	RELS
CHANGE ORDER	<b>2015007</b>	<b>2018011</b>
EFFECTIVE VEHICLE	Prel (J-0113 J-0155) SOP K-0295	K-0369
wiring revision	0	1
PreHeater_GND	idemX3_060308	
Radiator_door_harness	idemH3_061153	
RadiatorChassisGnd	idemX3_069279	
Rear_Wheel_sub_harness	idemH3_069729	
Relay_Melco_batt	idemX3_069542	
Rh_console_switches	Idem_Mth_060931	
RJB_ALISSON_NAE	069756	069924
RJB_Ctrl	069757	
Rr_clearance_harness	069758	
SlideOutFrontLeft	069759	
SlideOutFrontRight	069760	
SlideOutRearLeft	069761	
SlideOutRearRight	069762	
Small_AC_Front_harness	IdemMth_060392	
Starter_chassis_GND	idemX3_060307	
starter_relay_Melco_VOLVO	idemH3_060711	
StarterBattery	idemH3_060712	
Trailer_Inputs_VEC_harness	069764	
Trailer_Outputs_VEC_harness	069765	
Trans_Fr_to_Rr_Full_AC_NAE	069766	069921
Trans_Fr_to_Rr_Small_AC_NAE	069767	069923
TransSensorWithoutRetarder_harness_NAE	idemX3_069778	
TransSensorWithRetarder_harness_NAE	idemX3_069777	
Urea_Harness_OBD13	idemH3_060725	
WCL_IOE_Control	IdemH3_060726	
wcl_power_harness	idemH3_060728	
Wcl_Ricon_lighting	idemH3_061248	
WCL_Ricon_Lighting_Jumper	IdemH3_069065	
wcl_upperDoorControl	069768	
WclRiconAccess	idemX3_060782	

## VEHICLE HARNESS ROADMAP

DESCRIPTION	NAE	RELS	RH Console Op. Switches	RH Console Op. Switches + D83	Gigavac	OBD19
CHANGE ORDER	2015007	2018011	2018087	2018087	2018110	2018055
EFFECTIVE VEHICLE	PreI (J-0113 J-0155) SGP K-0295	K-0369	0365	0365	0605	0605
wiring revision	0	1	2	3	4	4
ABS_fr_wheel_harness_NAE	IdemX3_060124					
ACB_Gen2	060672					
ALT_Battery_UR	060014					
ALT_BatteryUL_LL	060013					
Alternator_Ctrl_RH_harness	IdemMth_060407					
Alternator_Ctrl_LH_harness	IdemMth_060406					
AltGnd_Extr_harness	Idem_Mth_060417					
AltGnd_LL_Harness	IdemX3_069504					
AltGnd_R_Harness	IdemX3_060264					
AltGnd_UL_Harness	Idem_Mth_060414					
AltJumper_UL_Harness	IdemMth_060413					
Awning windows	061489					
Aux_defroster_control_harness	060012					
battery_12Vd_harness	IdemH3_060686					
battery_24Vd_harness	IdemH3_060691					
Battery_Cable	MStation_062371					
Battery_GND_Electro_harness	IdemH3_060693					
Battery_Gnd_Harness	IdemH3_063592					
Beru_antenna_NAE	IdemX3_060143					
Beru_Fjb	IdemX3_060045					
booster_positive_Harness	IdemH3_060692					
Cablage_ASM	061180_JPEG					
Comp_FullAC_Harness	IdemMth_061482					
Comp_SmallAC_Harness	Idem_MTH_060382					
Dash_NAE	060011		060011-H	060011-I		
DPF_door_Harness	IdemH3_060744					
DPF_Door_light	IdemH3_060745					
DPF_Volvo_NAE	IdemH3_060746					
electric_horn_NAE	IdemX3_060074					
Eng_Cradle_Allisson_NAE	060010					
Engine_Acc_NAE	060009					0610020
Engine_chassis_GND	IdemX3_060306					
ENGINE_DOOR	IdemH3_060748					
ENGINE_LINEAR_THERMAL_Harness	IdemX3_069738					
equilizer_harness_Vanner	IdemH3_060855					
Evap_HARNESS_Ctrl	060008					
Evap_power_breaker_harness	060007					
Evap_Power_GND_harness	IdemX3_060527					
Evap_power_harness	IdemX3_060529					
FanDrive_harness	IdemX3_068820					
FanDrive_pwr24	IdemX3_069245					
FanDrive_pwrGnd	IdemX3_069246					
FJB_2015	061286	069917				
FJB_AFSS	IdemMTH_060397		069793			
FJB_TransAlisson_OBD13	IdemX3_060542	IdemX3_069901				IdemX3_061005
Flame_Detector_Ext_Harness	IdemH3_061046					
Front_Clearance_Harness_NAE	060006					
Front_Harness_NAE	060005					
Fuel_gauge_harness_NAE	IdemX3_060087					
Hand_lever_retarder_harness_NAE	IdemX3_060083					
Inter_Batt_cable	IdemH3_061036					
keyless_door_harness	060004					
LH_CONSOLE_NAE	060003					
Linear_Thermal_Wo_afss_harness	IdemH3_069175					
Lugg_Harness_NAE	060002					
Lugg_Door_Vertical_Harness	061459					
Lugg_Door_Horizontal_Harness	061468					
Lugg_Door_7_Pivots_Harness	061466					
Pneumatic_Plate_harness	IdemMth_060367					
Power_harness_NAE	069699					
Power_Steering_Ctrl_NAE	IdemX3_060378					
PowerVecr	IdemH3_060870					
PreHeate_relay	IdemH3_060872					

VEHICLE HARNESS ROADMAP

DESCRIPTION	NAE	RELS	RH Console Op. Switches	RH Console Op. Switches + D83	Gigavac	OBD19
CHANGE ORDER	<b>2015007</b>	<b>2018011</b>	<b>2018087</b>	<b>2018087</b>	2018110	2018055
EFFECTIVE VEHICLE	Prel (J-0113 J-0155) SOP K-0295	K-0369	0365	0365	0605	0605
wiring revision	0	1	2	3	4	4
PreHeater_GND	idemX3_060308					
Radiator_door_harness	idemH3_061153					
RadiatorChassisGnd	idemX3_069279					
Rear_Wheel_sub_harness	idemH3_069729					
Relay_Melco_batt	idemX3_069542					
Rh_console_switches	Idem_Mth_060931	Idem_Mth_069791 / 069792				
RJB_ALISSON_NAE	069756	069924			0610068	
RJB_Ctrl	069757				0610085	
Rr_clearance_harness	069758					
SlideOutFrontLeft	069759					
SlideOutFrontRight	069760					
SlideOutRearLeft	069761					
SlideOutRearRight	069762					
Small_AC_Front_harness	IdemMth_060392					
Starter_chassis_GND	idemX3_060307					
starter_relay_Melco_VOLVO	idemH3_060711					
StarterBattery	idemH3_060712					
Trailer_Inputs_VEC_harness	069764					
Trailer_Outputs_VEC_harness	069765					
Trans_Fr_to_Rr_Full_AC_NAE	069766	069921				0610021
Trans_Fr_to_Rr_Small_AC_NAE	069767	069923				0610022
TransSensorWithoutRetarder_harness_NAE	idemX3_069778					
TransSensorWithRetarder_harness_NAE	idemX3_069777					
Urea_Harness_OBD13	idemH3_060725				IdemH3_061001	
WCL_IOE_Control	IdemH3_060726					
wcl_power_harness	idemH3_060728					
Wcl_Ricon_lighting	idemH3_061248					
WCL_Ricon_Lighting_Jumper	IdemH3_069065					
wcl_upperDoorControl	069768					
WclRiconAccess	idemX3_060782					

VEHICLE HARNESS ROADMAP

DESCRIPTION		UREE PWR
CHANGE ORDER		2020002
EFFECTIVE VEHICLE	Before L-1057	L-1057
wiring revision	5	6
ABS_fr_wheel_harness_NAE	IdemX3_060124	
ACB_Gen2	060672	
ALT_Battery_UR	060014	
ALT_BatteryUL_LL	060013	
Alternator_Ctrl_RH_harness	idemMth_060407	
Alternator_Ctrl_LH_harness	idemMth_060406	
AltGnd_Ext_harness	Idem_Mth_060417	
AltGnd_LL_Harness	idemX3_069504	
AltGnd_R_Harness	IdemX3_060264	
AltGnd_UL_Harness	Idem_Mth_060414	
AltJumper_UL_Harness	IdemMth_060413	
Awning windows	061489	
Aux_defroster_control_harness	060012	
battery_12Vd_harness	IdemH3_060686	
battery_24Vd_harness	IdemH3_060691	
Battery_Cable	MStation_062371	
Battery_GND_Electro_harness	idemH3_060693	
Battery_Gnd_Harness	IdemH3_063592	
Beru_antenna_NAE	idemX3_0610143	
Beru_Fjb	idemX3_0610142	
booster_positive_Harness	IdemH3_060692	
Cablage_ASM	061180_JPEG	
Comp_FullAC_Harness	idemMth_061482	
Comp_SmallAC_Harness	Idem_MTH_060382	
Dash_NAE	0610238	
DPF_door_Harness	idemH3_060744	
DPF_Door_light	idemH3_060745	
DPF_Volvo_NAE	IdemH3_060746	
electric_horn_NAE	idemX3_060074	
Eng_Cradle_Allisson_NAE	060010	
Engine_Acc_NAE	0610020	
Engine_chassis_GND	IdemX3_060306	
ENGINE_DOOR	idemH3_060748	
Engine_Block_Heater_Harness	Idem X3_0610126	
ENGINE_LINEAR_THERMAL_Harness	IdemX3_069738	
equilizer_harness_Vanner	idemH3_060855	
Evap_HARNESS_Ctrl	060008	
Evap_power_breaker_harness	060007	
Evap_Power_GND_harness	idemX3_060527	
Evap_power_harness_	IdemX3_060529	
FanDrive_harness	IdemX3_068820	
FanDrive_pwr24	IdemX3_069245	
FanDrive_pwrGnd	IdemX3_069246	
FJB_2015	069793	
FJB_AFSS	idemMTH_060397	
FJB_TransAlisson_OBD13	IdemX3_0610096	
Flame_Detector_Ext_Harness	IdemH3_061046	

VEHICLE HARNESS ROADMAP

DESCRIPTION		UREE PWR
CHANGE ORDER		2020002
EFFECTIVE VEHICLE	Befor L-1057	L-1057
wiring revision	5	6
Front_Clearance_Harness_NAE	060006	
Front_Harness_NAE	060005	
Fuel_gauge_harness_NAE	idemX3_060087	
Hand_lever_retarder_harness_NAE	idemX3_060083	
Inter_Batt_cable	idemH3_061036	
keyless_door_harness	060004	
LH_CONSOLE_NAE	060003	
Linear_Thermal_Wo_afss_harness	idemH3_069175	
Lugg_Harness_NAE	060002	
Lugg_Door_Vertical_Harness	061459	
Lugg_Door_Horizontal_Harness	061468	
Lugg_Door_7_Pivots_Harness	061466	
Pneumatic_Plate_harness	idemMth_060367	
Power_harness_NAE	069699	
Power_Steering_Ctrl_NAE	IdemX3_060378	
PowerVecr	idemH3_060870	
PreHeate_relay	IdemH3_060872	
PreHeater_GND	idemX3_060308	
Radiator_door_harness	idemH3_061153	
RadiatorChassisGnd	idemX3_069279	
Rear_Wheel_sub_harness	idemH3_069729	
Relay_Melco_batt	idemX3_069542	
Rh_console_switches	Idem_Mth_069791 / 069792	
RJB_ALISSON_NAE	0610068	0610285
RJB_Ctrl	0610085	0611013
Rr_clearance_harness	069758	
SlideOutFrontLeft	069759	
SlideOutFrontRight	069760	
SlideOutRearLeft	069761	
SlideOutRearRight	069762	
Small_AC_Front_harness	IdemMth_060392	
Starter_chassis_GND	idemX3_060307	
starter_relay_Melco_VOLVO	idemH3_060711	
StarterBattery	idemH3_060712	
Trailer_Inputs_VEC_harness	069764	
Trailer_Outputs_VEC_harness	069765	
Trans_Fr_to_Rr_Full_AC_NAE	0610021	0610284
Trans_Fr_to_Rr_Small_AC_NAE	0610022	0611009
TransSensorWithoutRetarder_harness_NAE	idemX3_069778	
TransSensorWithRetarder_harness_NAE	idemX3_069777	
Urea_Harness_OBD13	IdemH3_0610019	idemH3_0611008
WCL_IOE_Control	061505	
wcl_power_harness	idemH3_060728	
Wcl_Ricon_lighting	idemH3_061248	
WCL_Ricon_Lighting_Jumper	IdemH3_069065	
wcl_upperDoorControl	069768	
WclRiconAccess	IdemCOM069744	

VEHICLE HARNESS ROADMAP

DESCRIPTION	UREE PWR	Driver Assist
CHANGE ORDER	2020002	2019037
EFFECTIVE VEHICLE	Before L-1138	L-1138
wiring revision	6	7
ABS_fr_wheel_harness_NAE	IdemX3_060124	
ACB_Gen2	060672	IdemH3_0610245
ALT_Battery_UR	060014	
ALT_BatteryUL_LL	060013	
Alternator_Ctrl_RH_harness	IdemMth_060407	
Alternator_Ctrl_LH_harness	IdemMth_060406	
AltGnd_Extr_harness	Idem_Mth_060417	
AltGnd_LL_Harness	IdemX3_069504	
AltGnd_R_Harness	IdemX3_060264	
AltGnd_UL_Harness	Idem_Mth_060414	
AltJumper_UL_Harness	IdemMth_060413	
Awning windows	061489	
Aux_defroster_control_harness	060012	
battery_12Vd_harness	IdemH3_060686	
battery_24Vd_harness	IdemH3_060691	
Battery_Cable	MStation_062371	
Battery_GND_Electro_harness	IdemH3_060693	
Battery_Gnd_Harness	IdemH3_063592	
Beru_antenna_NAE	IdemX3_0610143	
Beru_Fjb	IdemX3_0610142	
booster_positive_Harness	IdemH3_060692	
Cablage_ASM	061180_JPEG	
Comp_FullAC_Harness	IdemMth_061482	
Comp_SmallAC_Harness	Idem_MTH_060382	
Dash_NAE	0610238	0610357
DPF_door_Harness	IdemH3_060744	
DPF_Door_light	IdemH3_060745	
DPF_Volvo_NAE	IdemH3_060746	
electric_horn_NAE	IdemX3_060074	
Eng_Cradle_Allisson_NAE	060010	
Engine_Acc_NAE	0610020	
Engine_chassis_GND	IdemX3_060306	
ENGINE_DOOR	IdemH3_060748	
Engine_Block_Heater_Harness	Idem X3_0610126	
ENGINE_LINEAR_THERMAL_Harness	IdemX3_069738	
equilizer_harness_Vanner	IdemH3_060855	
Evap_HARNESS_Ctrl	060008	
Evap_power_breaker_harness	060007	
Evap_Power_GND_harness	IdemX3_060527	
Evap_power_harness_	IdemX3_060529	
FanDrive_harness	IdemX3_068820	
FanDrive_pwr24	IdemX3_069245	
FanDrive_pwrGnd	IdemX3_069246	
FJB_2015	069793	0610358
FJB_AFSS	IdemMTH_060397	
FJB_TransAlisson_OBD13	IdemX3_0610096	
Flame_Detector_Ext_Harness	IdemH3_061046	

VEHICLE HARNESS ROADMAP

DESCRIPTION	UREE PWR	Driver Assist
CHANGE ORDER	2020002	2019037
EFFECTIVE VEHICLE	Before L-1138	L-1138
wiring revision	6	7
Front_Clearance_Harness_NAE	060006	
Front_Harness_NAE	060005	0610359
Fuel_gauge_harness_NAE	idemX3_060087	
Hand_lever_retarder_harness_NAE	idemX3_060083	
Inter_Batt_cable	idemH3_061036	
keyless_door_harness	060004	
LH_CONSOLE_NAE	060003	
Linear_Thermal_Wo_afss_harness	idemH3_069175	
Lugg_Harness_NAE	060002	
Lugg_Door_Vertical_Harness	061459	
Lugg_Door_Horizontal_Harness	061468	
Lugg_Door_7_Pivots_Harness	061466	
Pneumatic_Plate_harness	idemMth_060367	
Power_harness_NAE	069699	
Power_Steering_Ctrl_NAE	IdemX3_060378	
PowerVecr	idemH3_060870	
PreHeate_relay	IdemH3_060872	
PreHeater_GND	idemX3_060308	
Radiator_door_harness	idemH3_061153	
RadiatorChassisGnd	idemX3_069279	
Rear_Wheel_sub_harness	idemH3_069729	
Relay_Melco_batt	idemX3_069542	
Rh_console_switches	Idem_Mth_069791 / 069792	
RJB_ALISSON_NAE	0610285	
RJB_Ctrl	0611013	
Rr_clearence_harness	069758	
SlideOutFrontLeft	069759	
SlideOutFrontRight	069760	
SlideOutRearLeft	069761	
SlideOutRearRight	069762	
Small_AC_Front_harness	IdemMth_060392	
Starter_chassis_GND	idemX3_060307	
starter_relay_Melco_VOLVO	idemH3_060711	
StarterBattery	idemH3_060712	
Trailer_Inputs_VEC_harness	069764	
Trailer_Outputs_VEC_harness	069765	
Trans_Fr_to_Rr_Full_AC_NAE	0610284	
Trans_Fr_to_Rr_Small_AC_NAE	0611009	
TransSensorWithoutRetarder_harness_NAE	idemX3_069778	
TransSensorWithRetarder_harness_NAE	idemX3_069777	
Urea_Harness_OBD13	idemH3_0611008	
WCL_IOE_Control	061505	
wcl_power_harness	idemH3_060728	
Wcl_Ricon_lighting	idemH3_061248	
WCL_Ricon_Lighting_Jumper	IdemH3_069065	
wcl_upperDoorControl	069768	
WclRiconAccess	IdemCOM069744	

VEHICLE HARNESS ROADMAP

DESCRIPTION	Driver Assist/Fusion LDW	OBD21
CHANGE ORDER	2019037	2021001
EFFECTIVE VEHICLE	L-1138	1154
wiring revision	7	8
ABS_fr_wheel_harness_NAE	IdemX3_060124	
ACB_Gen2	IdemH3_0610245	
ALT_Battery_UR	060014	
ALT_BatteryUL_LL	060013	
Alternator_Ctrl_RH_harness	idemMth_060407	
Alternator_Ctrl_LH_harness	idemMth_060406	
AltGnd_Extr_harness	Idem_Mth_060417	
AltGnd_LL_Harness	idemX3_069504	
AltGnd_R_Harness	IdemX3_060264	
AltGnd_UL_Harness	Idem_Mth_060414	
AltJumper_UL_Harness	IdemMth_060413	
Awning windows	061489	
Aux_defroster_control_harness	060012	
battery_12Vd_harness	IdemH3_060686	
battery_24Vd_harness	IdemH3_060691	
Battery_Cable	MStation_062371	
Battery_GND_Electro_harness	idemH3_060693	
Battery_Gnd_Harness	IdemH3_063592	
Beru_antenna_NAE	idemX3_0610143	
Beru_Fjb	idemX3_0610142	
booster_positive_Harness	IdemH3_060692	
Cablage_ASM	061180_JPEG	
Comp_FullAC_Harness	idemMth_061482	
Comp_SmallAC_Harness	Idem_MTH_060382	
Dash_NAE	0610357	0610477
DPF_door_Harness	idemH3_060744	
DPF_Door_light	idemH3_060745	
DPF_Volvo_NAE	IdemH3_060746	
electric_horn_NAE	idemX3_060074	
Eng_Cradle_Allisson_NAE	060010	
Engine_Acc_NAE	0610020	
Engine_chassis_GND	IdemX3_060306	
ENGINE_DOOR	idemH3_060748	
Engine_Block_Heater_Harness	Idem X3_0610126	
ENGINE_LINEAR_THERMAL_Harness	IdemX3_069738	
equilizer_harness_Vanner	idemH3_060855	
Evap_HARNESS_Ctrl	060008	
Evap_power_breaker_harness	060007	
Evap_Power_GND_harness	idemX3_060527	
Evap_power_harness_	IdemX3_060529	
FanDrive_harness	IdemX3_068820	
FanDrive_pwr24	IdemX3_069245	
FanDrive_pwrGnd	IdemX3_069246	
FJB_2015	0610358	0610467
FJB_AFSS	idemMTH_060397	
FJB_TransAlisson_OBD13	IdemX3_0610096	
Flame_Detector_Ext_Harness	IdemH3_061046	



VEHICLE HARNESS ROADMAP

DESCRIPTION	Driver Assist/Fuson LDW	OBD21
CHANGE ORDER	2019037	2021001
EFFECTIVE VEHICLE	L-1138	1154
wiring revision	7	8
Front_Clearance_Harness_NAE	060006	
Front_Harness_NAE	0610359	0610485
Fuel_gauge_harness_NAE	idemX3_060087	
Hand_lever_retarder_harness_NAE	idemX3_060083	
Inter_Batt_cable	idemH3_061036	
keyless_door_harness	060004	
LH_CONSOLE_NAE	060003	0610478
Linear_Thermal_Wo_afss_harness	idemH3_069175	
Lugg_Harness_NAE	060002	
Lugg_Door_Vertical_Harness	061459	
Lugg_Door_Horizontal_Harness	061468	
Lugg_Door_7_Pivots_Harness	061466	
Pneumatic_Plate_harness	idemMth_060367	IDEM MTH0610468
Power_harness_NAE	069699	
Power_Steering_Ctrl_NAE	IdemX3_060378	
PowerVecr	idemH3_060870	
PreHeate_relay	IdemH3_060872	
PreHeater_GND	idemX3_060308	
Radiator_door_harness	idemH3_061153	
RadiatorChassisGnd	idemX3_069279	
Rear_Wheel_sub_harness	idemH3_069729	IDEM H 0610473
Relay_Melco_batt	idemX3_069542	
Rh_console_switches	Idem_Mth_069791 / 069792	
RJB_ALISSON_NAE	0610285	0610476
RJB_Ctrl	0611013	0610479
Rr_clearence_harness	069758	
SlideOutFrontLeft	069759	
SlideOutFrontRight	069760	
SlideOutRearLeft	069761	
SlideOutRearRight	069762	
Small_AC_Front_harness	IdemMth_060392	
Starter_chassis_GND	idemX3_060307	
starter_relay_Melco_VOLVO	idemH3_060711	
StarterBattery	idemH3_060712	
Trailer_Inputs_VEC_harness	069764	
Trailer_Outputs_VEC_harness	069765	
Trans_Fr_to_Rr_Full_AC_NAE	0610284	0610474
Trans_Fr_to_Rr_Small_AC_NAE	0611009	0610475
TransSensorWithoutRetarder_harness_NAE	idemX3_069778	
TransSensorWithRetarder_harness_NAE	idemX3_069777	
Urea_Harness_OBD13	idemH3_0611008	
WCL_IOE_Control	061505	
wcl_power_harness	idemH3_060728	
Wcl_Ricon_lighting	idemH3_061248	
WCL_Ricon_Lighting_Jumper	IdemH3_069065	
wcl_upperDoorControl	069768	
WclRiconAccess	IdemCOM069744	

## VEHICLE HARNESS ROADMAP

DESCRIPTION	OBD21	OBD22
CHANGE ORDER	2021001	2022001
EFFECTIVE VEHICLE	1154	1269
wiring revision	8	11
ABS_fr_wheel_harness_NAE	IdemX3_060124	
ACB_Gen2	IdemH3_0610245	
ALT_Battery_UR	060014	
ALT_BatteryUL_LL	060013	
Alternator_Ctrl_RH_harness	IdemMth_060407	
Alternator_Ctrl_LH_harness	IdemMth_060406	
AltGnd_Extr_harness	Idem_Mth_060417	
AltGnd_LL_Harness	IdemX3_069504	
AltGnd_R_Harness	IdemX3_060264	
AltGnd_UL_Harness	Idem_Mth_060414	
AltJumper_UL_Harness	IdemMth_060413	
Awning windows	061489	
Aux_defroster_control_harness	060012	
battery_12Vd_harness	IdemH3_060686	
battery_24Vd_harness	IdemH3_060691	
Battery_Cable	MStation_062371	
Battery_GND_Electro_harness	IdemH3_060693	
Battery_Gnd_Harness	IdemH3_063592	
Beru_antenna_NAE	IdemX3_0610143	
Beru_Fjb	IdemX3_0610142	
booster_positive_Harness	IdemH3_060692	
Cablage_ASM	061180_JPEG	
Comp_FullAC_Bitzer	IdemMth_061482	
Comp_FullAC_Bock	NA	0610550
Comp_SmallAC_Harness	Idem_MTH_060382	
Dash_NAE	0610581	
DPF_door_Harness	IdemH3_060744	
DPF_Door_light	IdemH3_060745	
DPF_Volvo_NAE	IdemH3_060746	
electric_horn_NAE	IdemX3_060074	
Electronic Mirrors Harness	0610559	
Eng_Cradle_Allisson_NAE	060010	
Engine_Acc_NAE	0610020	
Engine_chassis_GND	IdemX3_060306	
ENGINE_DOOR	IdemH3_060748	
Engine_Block_Heater_Harness	Idem X3_0610126	
ENGINE_LINEAR_THERMAL_Harness	IdemX3_069738	
equilizer_harness_Vanner	IdemH3_060855	
Evap_HARNESS_Ctrl	060008	
Evap_power_breaker_harness	060007	
Evap_Power_GND_harness	IdemX3_060527	
Evap_power_harness_	IdemX3_060529	
FanDrive_harness	IdemX3_068820	
FanDrive_pwr24	IdemX3_069245	
FanDrive_pwrGnd	IdemX3_069246	
FJB_2015	0610580	
FJB_AFSS	IdemMTH_060397	
FJB_TransAlisson_OBD13	IdemX3_0610096	
Flame_Detector_Ext_Harness	IdemH3_061046	

VEHICLE HARNESS ROADMAP

DESCRIPTION	OBD21	OBD22
CHANGE ORDER	2021001	2022001
EFFECTIVE VEHICLE	1154	1269
wiring revision	8	11
Front_Clearance_Harness_NAE	060006	
Front_Harness_NAE	0610578	
Fuel_gauge_harness_NAE	idemX3_060087	
Hand_lever_retarder_harness_NAE	idemX3_060083	
Inter_Batt_cable	idemH3_061036	
keyless_door_harness	060004	
LH_CONSOLE_NAE	0610478	
Linear_Thermal_Wo_afss_harness	idemH3_069175	
Lugg_Harness_NAE	060002	
Lugg_Door_Vertical_Harness	061459	
Lugg_Door_Horizontal_Harness	061468	
Lugg_Door_7_Pivots_Harness	061466	
Pneumatic_Plate_harness	0610579	
Power_harness_NAE	069699	
Power_Steering_Ctrl_NAE	IdemX3_060378	
PowerVecr	idemH3_060870	
PreHeate_relay	IdemH3_060872	
PreHeater_GND	idemX3_060308	
Radiator_door_harness	idemH3_061153	
RadiatorChassisGnd	idemX3_069279	
Rear_Wheel_sub_harness	IDEM H 0610473	
Relay_Melco_batt	idemX3_069542	
Rh_console_switches	Idem_Mth_069791 / 069792	
RJB_ALISSON_NAE	0610476	
RJB_Ctrl	0610479	
Rr_clearence_harness	069758	
SlideOutFrontLeft	069759	
SlideOutFrontRight	069760	
SlideOutRearLeft	069761	
SlideOutRearRight	069762	
Small_AC_Front_harness	IdemMth_060392	
Starter_chassis_GND	idemX3_060307	
starter_relay_Melco_VOLVO	idemH3_060711	
StarterBattery	idemH3_060712	
Trailer_Inputs_VEC_harness	069764	
Trailer_Outputs_VEC_harness	069765	
Trans_Fr_to_Rr_Full_AC_NAE	0610474	
Trans_Fr_to_Rr_Small_AC_NAE	0610475	
TransSensorWithoutRetarder_harness_NAE	idemX3_069778	IDEMX3_0610588
TransSensorWithRetarder_harness_NAE	idemX3_069777	IDEMX3_0610586
Urea_Harness_OBD13	idemH3_0611008	IDEMH0610590
WCL_IOE_Control	061505	
wcl_power_harness	idemH3_060728	
Wcl_Ricon_lighting	idemH3_061248	
WCL_Ricon_Lighting_Jumper	IdemH3_069065	
wcl_upperDoorControl	069768	
WclRiconAccess	IdemCOM069744	

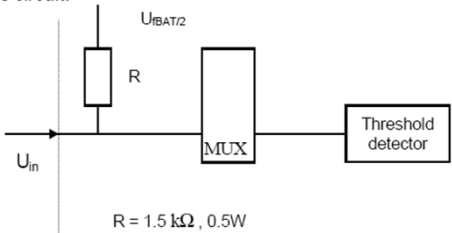
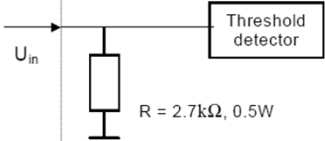
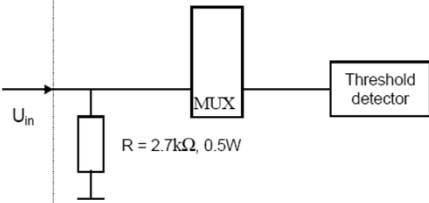
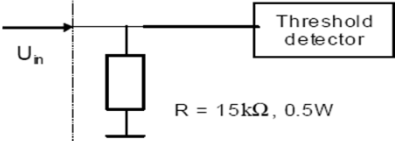
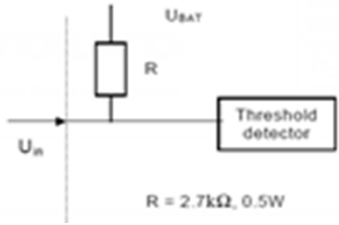
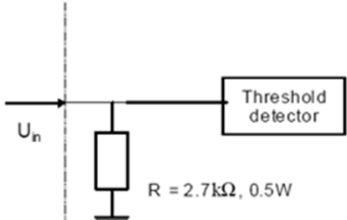
## Wiring diagram pages list

### Pin configuration MCM

Signal ID	J1 pin	Interface type	Input / Output	Description	Signal ID	J1 pin	Interface type	Input / Output	Description
A1	1	CAN0 High	Bus	Maximum speed 1Mbps/wake	B1	1	Type 1	In	LDI, HDI
A2	2	CAN0 Low	Bus	Maximum speed 1Mbps/wake	B2	2	Type 1	In	LDI, HDI, Failure mode
A3	3	Type 7	Out	LDO, Failure mode	B3	3	Type 2	In	HDI
A4	4	Type 7	Out	LDO	B4	4	Type 4a	In	HDI, Interrupt/Wake
A5	5	Type 7	Out	LDO	B5	5	Type 3	In	LDI, Interrupt/Wake
A6	6	Type 8	Out	LDO	B6	6	Type 4a	In	HDI Failure mode, Interrupt/Wake
A7	7	Type 8	Out	LDO	B7	7	RS232 TxD	Bus	Maximum speed 115,2kbps
A8	8	GND	In		B8	8	RS232 RxD	Bus	Maximum speed 115,2kbps
A9	9	Vbat	In		B9	9	Type 1	In	LDI, HDI
A10	10	Type 8	Out	LDO	B10	10	Type 1	In	LDI, HDI
A11	11	Type 10	Out	HDO	B11	11	Type 1	In	LDI, HDI
A12	12	Type 9B	Out	HDO	B12	12	RS232 GND	In	
A13	13	Type 9B	Out	HDO	B13	13	Type 1	In	LDI, HDI
A14	14	Type 9A	Out	HDO	B14	14	Type 1	In	LDI, HDI
A15	15	Type 9A	Out	HDO	B15	15	Type 4B	In	Interrupt/Wake
A16	16	Type 9A	Out	HDO, Failure mode	B16	16	Type 1	In	LDI, HDI
A17	17	Type 10	Out	HDO, Failure mode	B17	17	Type 1	In	LDI, HDI
A18	18	Type 9A	Out	HDO	B18	18	GND	In	
A19	19	Type 13	Out	C30	B19	19	MasterID Supply	In	
A20	20	Network ID 1	In		B20	20	NC		
A21	21	Network ID 2	In		B21	21	Type 1	In	LDI, HDI
A22	22	EOL enable	In		B22	22	Type 1	In	LDI, HDI
A23	23	Network ID 3	In		B23	23	Type 1	In	LDI, HDI
A24	24	Type 11	Out	HLDO	B24	24	RS232 CTS	In	
A25	25	Type 11	Out	HLDO	B25	25	Type 6	In	HAI
A26	26	Type 5	In	HDI	B26	26	Type 6	In	HAI
A27	27	CAN2 High	Bus	Maximum speed 1Mbps/wake	B27	27	RS232 RTS	Out	
A28	28	CAN2 Low	Bus	Maximum speed 1Mbps/wake	B28	28	Type 12	Out	HDO 5V
A29	29	GND	In		B29	29	Type 9	Out	HDO
A30	30	Vbat	In		B30	30	NC		

# Wiring diagram pages list

## Pin configuration MCM

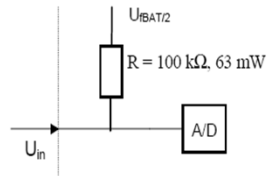
<p><b>Interface Circuit type 1, General purpose digital input</b>          The input can be used as a general input circuit interfacing to switches closing to ground and to battery (LDI/HDI). It can also be used to interface with resistive switches and sensors.</p> <p>DC model of this circuit:</p>  <p><math>R = 1.5\text{ k}\Omega, 0.5\text{W}</math></p>	<p>Input circuit type 4a, High side digital input, interrupt          DC model of input circuit type 4. The input is used to interface with switches closing to battery voltage (HDI)</p>  <p><math>R = 2.7\text{ k}\Omega, 0.5\text{W}</math></p>
<p><b>Input circuit type 2, High side digital input</b>          DC model of input circuit type 2. The input is used to interface with switches closing to battery voltage (HDI).</p>  <p><math>R = 2.7\text{ k}\Omega, 0.5\text{W}</math></p>	<p>Input circuit type 4b, High side digital input, interrupt          The input is used to wake up the CECM from sleep mode.</p>  <p><math>R = 15\text{ k}\Omega, 0.5\text{W}</math></p>
<p><b>Input circuit type 3, Low side digital input, interrupt</b>          DC model of input circuit type 3. The input is used to interface with switches closing to ground voltage (LDI).</p>  <p><math>R = 2.7\text{ k}\Omega, 0.5\text{W}</math></p>	<p>Input circuit type 5, High side digital input          DC model of input circuit type 5. the inputs is used to interface with switches closing to battery voltage</p>  <p><math>R = 2.7\text{ k}\Omega, 0.5\text{W}</math></p>

# Wiring diagram pages list

## Pin configuration MCM

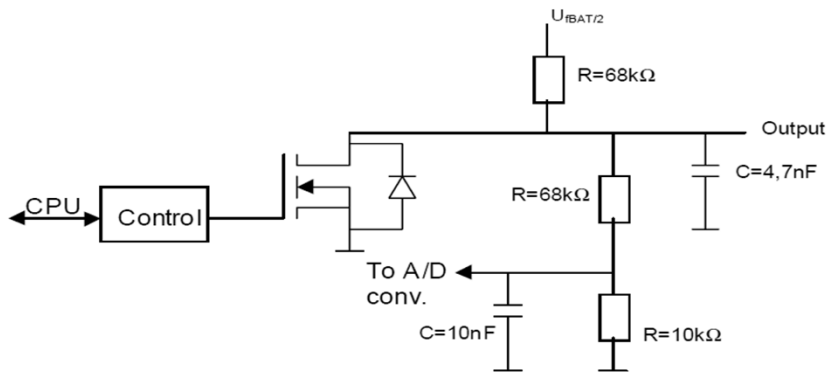
Input circuit type 6, Analogue input

The circuit is used as interface to variable voltage sources such as potentiometers and analogue sensors (HA1).  
DC model of input circuit type 6:



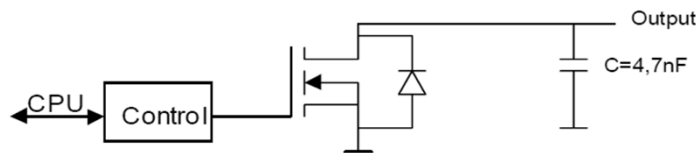
Output circuit type 7, LDO.

The figure below gives a schematic overview of the output type 7.



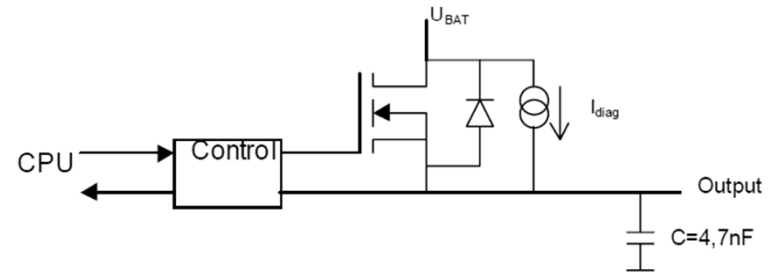
Output circuit type 8, LDO.

The figure below gives a schematic overview of the output type 8.



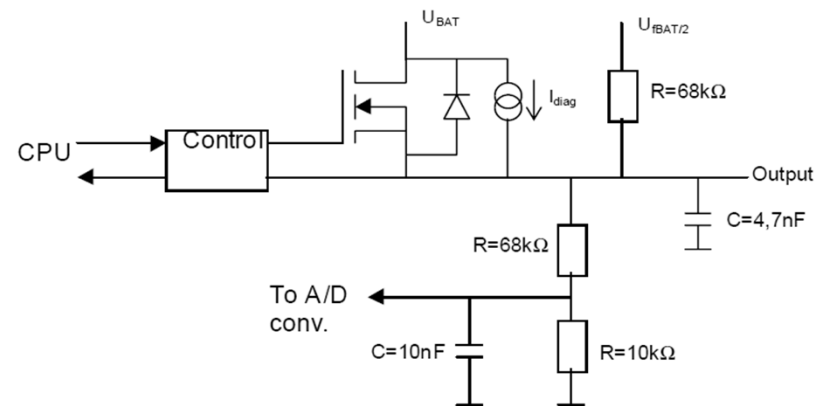
Output circuit type 9 a/b, HDO.

The figure below gives a schematic overview of the output type 9 a/b.



Output circuit type 10, HDO.

The figure below gives a schematic overview of the output type 10.

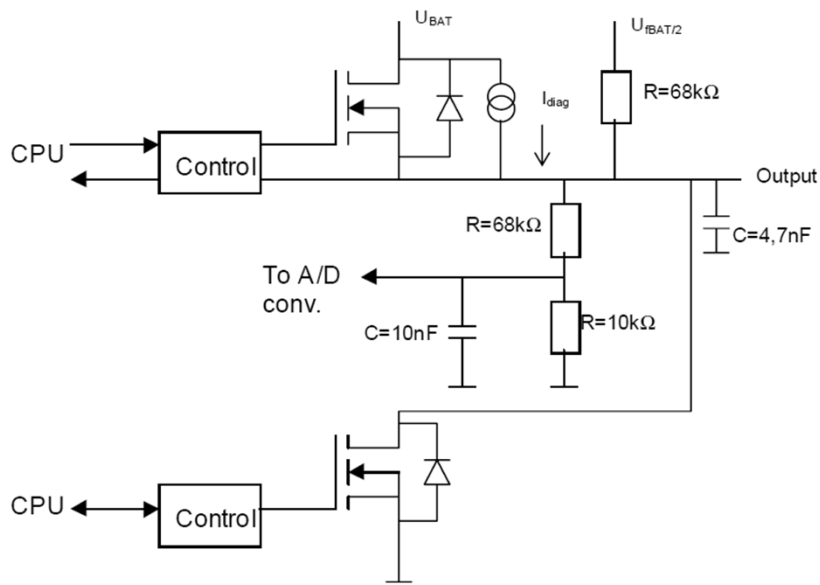


# Wiring diagram pages list

## Pin configuration MCM

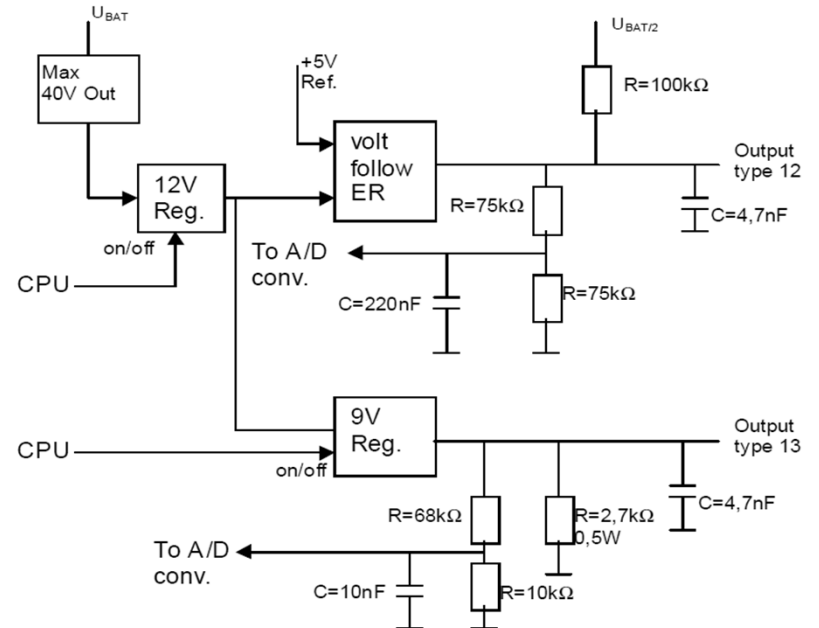
Output circuit type 11, L/HDO, PWM<sub>out</sub>.

The figure below gives a schematic overview of the output type 11.



Output circuit type 12, HDO, 5V output and type 13, HDO.

The figure below gives a schematic overview of the output type 12 and 13.



## Wiring diagram pages list

### Pin configuration I/O-A+

Signal ID	J1 pin	Interface type	Input / Output	Description	Max current average	Max current peak	Signal ID	J1 pin	Interface type	Input / Output	Description	Max current average	Max current peak
J1-1	1	4c	Out	HDO, LDO, HLDO, HPO	1A	1A	J2-6	6	1a	In	HDI, LDI, HLDI, RAI	*	*
J1-2	2	1a, 1b, 1c	In	HDI, LDI, HLDI, RES, RES32K, AI5V, RAI, CNTR1, CNTR2	*	*	J2-7	7	1a	In	HDI, LDI, HLDI, RAI	*	*
J1-3	3	4c	Out	HDO, LDO, HLDO, HPO	1A	1A	J2-8	8	1a	In	HDI, LDI, HLDI, RAI	*	*
J1-4	4	4c	Out	HDO, LDO, HLDO, HPO	1A	1A	J2-9	9	1a	In	HDI, LDI, HLDI, RAI	*	*
J1-5	5	1a, 1b, 1c	In	HDI, LDI, HLDI, RES, RES32K, AI5V, RAI, CNTR1, CNTR2	*	*	J2-10	10	1a	In	HDI, LDI, HLDI, RAI	*	*
J1-6	6	GND	In	Analog GND	*	*	J2-11	11	1a	In	HDI, LDI, HLDI, RAI	*	*
J1-7	7	4c	Out	HDO, LDO, HLDO, HPO	1A	1A	J2-12	12	1a	In	HDI, LDI, HLDI, RAI	*	*
J1-8	8	Network ID	In	NI	*	*	J2-13	13	1a	In	HDI, LDI, HLDI, RAI	*	*
J1-9	9	Network ID	In	NI	*	*	J2-14	14	GND	Out	Analog GND	*	*
J1-10	10	4c	Out	HDO, LDO, HLDO, HPO	1A	1A	J2-15	15	3a, 5	Out	HDO, REFCTL	50mA	50mA
J1-11	11	Network ID	In	NI	*	*							
J1-12	12	Network ID	In	NI	*	*							
J1-13	13	4c	Out	HDO, LDO, HLDO, HPO									
J1-14	14	Network ID	In	NI	*	*							
J1-15	15	Network ID	In	NI	*	*							
J1-16	16	4b	Out	HDO, LDO, HLDO, HPO, LPO									
J1-17	17	1a, 1c	In	HDI, LDI, HLDI, RES, RES32K, AI5V, RAI, CNTR1	*	*							
J1-18	18	GND	In	GND	*	*							
J1-19	19	4b	Out	HDO, LDO, HLDO, HPO, LPO	1A	1A							
J1-20	20	1a, 1c	In	HDI, LDI, HLDI, RES, RES32K, AI5V, RAI	*	*							
J1-21	21	1a	In	HDI, LDI, HLDI, RES, RES32K, AI5V, RAI	*	*							



## Wiring diagram pages list

### Pin configuration I/O-B+

Signal ID	J1 pin	Interface type	Input / Output	Description	Max current average	Max current peak	Signal ID	J1 pin	Interface type	Input / Output	Description	Max current average	Max current peak
J1-1	1	4d	Out	HDO, LDO, HLDO, HPO, LPO	16A	20A	J2-1	1	4d	Out	HDO, LDO, HLDO, HPO, LPO	10A	20A
J1-2	2	*	*	*	*	*	J2-2	2	GND	*	*	*	*
J1-3	3	4d	out	HDO, LDO, HLDO, HPO, LPO	16A	20A	J2-3	3	GND	*	*	*	*
J1-4	4	3c	Out	HDO	10A	20A	J2-4	4	4d	Out	HDO, LDO, HLDO, HPO, LPO	10A	20A
J1-5	5	GND	*	*	*	*	J2-5	5	1a, 2b, 6	In	HDI, LDI, HLDI, RAI, AI5V, RES, RES32K, CNTR, wake-up	*	*
J1-6	6	GND	Out	Analogue GND	*	*	J2-6	6	1a, 2b, 6	In	HDI, LDI, HLDI, RAI, AI5V, RES, RES32K, CNTR, wake-up	*	*
J1-7	7	3c	Out	HDO	10A	20A	J2-7	7	4c	In	HDO, LDO, HLDO, HPO	10A	20A
J1-8	8	NI	*	*	*	*	J2-8	8	1a,1b,1c	In	HDI, LDI, HLDI, RAI, AI5V, RES, RES32K	*	*
J1-9	9	NI	*	*	*	*	J2-9	9	1a,1b,1c	In	HDI, LDI, HLDI, RAI, AI5V, RES, RES32K	*	*
J1-10	10	3c	Out	HDO	10A	20A	J2-10	10	4c	Out	HDO, LDO, HLDO, HPO	10A	20A
J1-11	11	NI	*	*	*	*	J2-11	11	1b, 1c	In	AI5V, RES, RES32K	*	*
J1-12	12	NI	*	*	*	*	J2-12	12	1b, 1c	In	AI5V, RES, RES32K	*	*
J1-13	13	3c	Out	HDO	10A	20A	J2-13	13	3e	Out	HDO, LDO, HLDO	10A	20A
J1-14	14	NI	*	*	*	*	J2-14	14	GND	Out	Analogue GND	*	*
J1-15	15	NI	*	*	*	*	J2-15	15	5	Out	REFMEA	< 50 mA	*
J1-16	16	3c	Out	HDO	10A	20A							
J1-17	17	GND	*	*	*	*							
J1-18	18	GND	*	*	*	*							
J1-19	19	3c	Out	HDO	10A	20A							
J1-20	20	1a	In	HDI, LDI, HLDI, RAI	*	*							
J1-21	21	1a	In	HDI, LDI, HLDI, RAI	*	*							

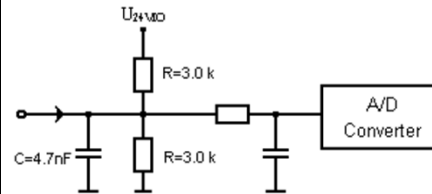
# Wiring diagram pages list

## Pin configuration I/O-A+ and I/O-B+

### Interface circuit 1a

The input can be used for both digital and analogue signals that have  $U_{24VIO}$  as reference. The circuit shall sink 8 mA when connected to  $U_{24VIO}$  or source 8 mA when connected to GND. The input shall be converted from analog voltage to digital 10 bit resolution with scaling relative to  $U_{24VIO}$ . The input shall be regarded as a power line according to "Volvo Technical Regulation 15 79 908, EMC Requirements".

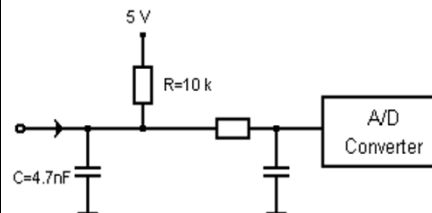
Model of the input circuit:



### Interface circuit 1b

The input is used for resistive sensors. The circuit shall supply 5 V through a resistor of 10 kΩ. When used to measure temperature, the output current to the sensor shall then be minimised to avoid internal power dissipation in the sensor.

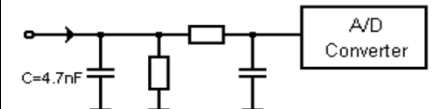
Model of the input circuit:



### Interface circuit 1c

The input can be used for both digital and analogue signals. The total input resistance  $R_{tot} = R // R_{A/D}$ , shall be  $100\text{ k}\Omega < R_{tot} < 500\text{ k}\Omega$ .

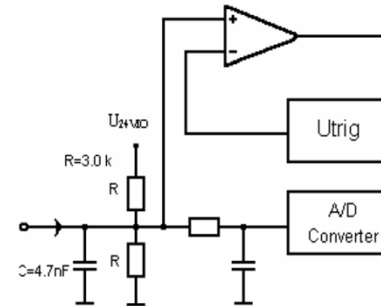
Model of the input circuit:



### Interface circuit 2b

Pulse input circuit. The input can be used for both digital and analogue signals and as pulse counter input with fixed trigger level. The circuit shall sink or source 8 mA at  $U_{24VIO} = 28\text{ V}$  when connected to  $U_{24VIO}$  or GND.

Model of input circuit:



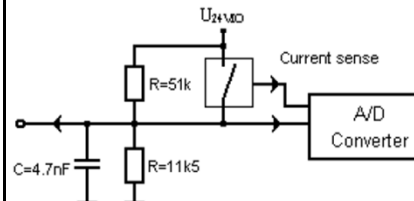
### Interface circuit 3a

Model of high side output stage circuit same as interface circuit 3b in Chapter 2.3.1.5.2, but without PWM capability and no biasing resistors for open circuit detection.

### Interface circuit 3c

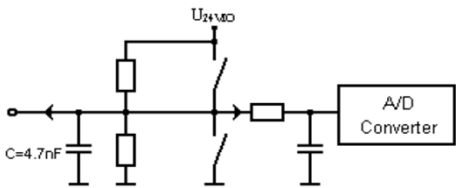
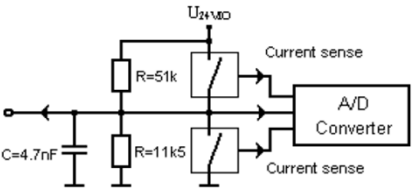
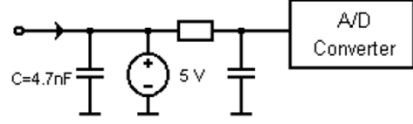
High side output circuit. The switch provides current sense signal to an A/D converter. To detect open circuit when the switch is open the interface shall sink approximately 2 mA when connected to  $U_{24VIO} = 28\text{ V}$  or source approximately 0.5 mA when connected to GND. The voltage shall be converted to digital 10 bit resolution with scaling relative to  $U_{24VIO}$ . The interface shall not be regarded as a power line according to "Volvo Technical Regulation 15 79 908, EMC Requirements".

Model of the output circuit:



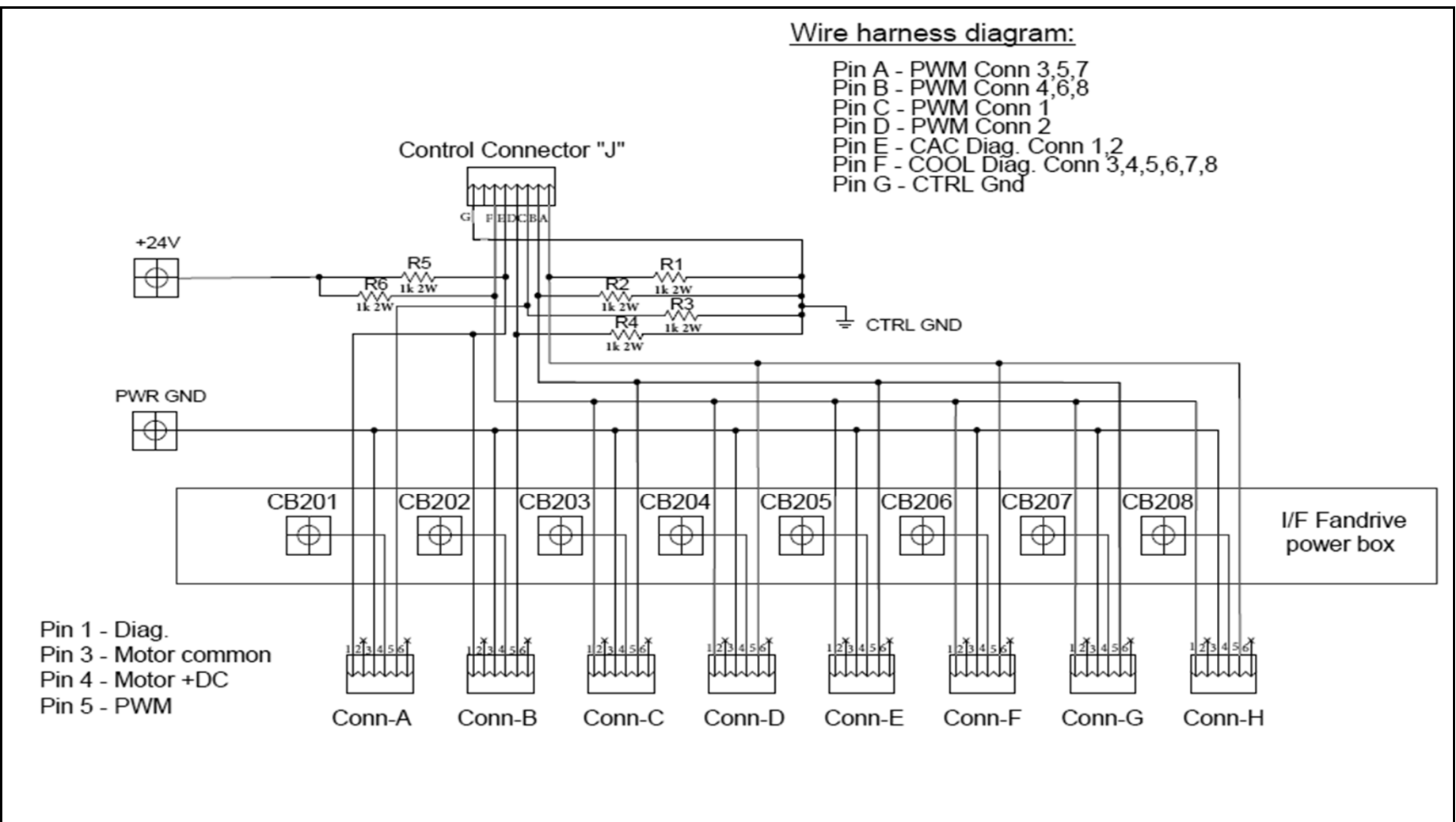
# Wiring diagram pages list

## Pin configuration I/O-A+ and I/O-B+

<p>Interface circuit 3e Model of high side, low side output stage. This circuit is similar to circuit 4b but without PWM drive capabilities.</p>	<p>Interface circuit 4d Totem pole output stage may be used as high side, low side or high/low switch. Capable of low frequency PWM driving high side or low side switch but not both synchronously. Both switches provide current sense signal to an A/D converter. To detect open circuit when the switches are open the interface shall sink approximately 2 mA when connected to <math>U_{24VIO} = 28V</math> or source approximately 0.5 mA when connected to GND. The voltage shall be converted to digital 10 bit resolution with scaling relative to <math>U_{24VIO}</math>. The interface shall not be regarded as a power line according to "Volvo Technical Regulation 15 79 908, EMC Requirements".</p>
<p>Interface circuit 4b Totem pole output stage may be used as high side, low side or high/low switch. Capable of low frequency PWM driving high side or low side switch but not both synchronously. Open circuit voltage shall be approximately <math>9,2 V / U_{24VIO=28V}</math>. When the switch is open the interface shall sink approximately 2 mA if connected to <math>U_{24VIO=28V}</math> or source 0.5 mA when connected to GND. The voltage shall be converted to digital 10 bit resolution with scaling relative to <math>U_{24VIO}</math>. The interface shall not be regarded as a power line according to "Volvo Technical Regulation 15 79 908, EMC Requirements".</p> <p>Model of the output circuit:</p> 	<p>Model of the output circuit:</p> 
<p>Interface circuit 4c Model of high side, low side output stage. This circuit is similar to circuit 4b but without low side PWM drive capabilities.</p>	<p>Interface circuit 5 Model of a 5 V reference voltage supply for potentiometers and pressure sensors. Supply current 20 mA, current limited to &lt; 50 mA.</p> <p>Model of the output circuit:</p> 
	<p>Interface circuit 6 The pin is used for interrupt the ECU. Same interface as circuit 1a. The application software can initiate the interrupt function. The pin is used for waking-up the ECU from sleep mode.</p>

# Wiring diagram pages list

## Radiator fans drive junction box



## Circuits list

Circuit ID	Description	Circuit ID	Description	Circuit ID	Description
0	GND Batteries	0SO	Slide out	A1.76	Transmission Alisson
0A	12V outlets	0TR-White	Trailer	A1.77	Transmission Alisson
00A	Keyless entry system	00VA	RJB electronic GND	A2A.9	Transmission Alisson
00A1	Multiplex power	0W	WCL	A2A.11	Transmission Alisson
0AItEXTR	Chassis Gnd	0WC	Gnd WCL Remote CTRL	A3.1	Transmission Alisson
0AItL	GND Chassis	12Ecu	12V ECU	A3.2	Transmission Alisson
0AItR	GND Chassis	12ISH	Pwr I Shift	A3.3	Transmission Alisson
0AItUL	GND Chassis	12Pot1	Backlight	A3.5	Transmission Alisson
0B	GND Chassis	12VA	Batteries	A3.6	Transmission Alisson
0C	Ignition & engine start	12VD	Batteries	A3.7	Transmission Alisson
0COND	A/C	24VA	Batteries	A4B.8	Transmission Alisson
0ECU	Engine ECU Volvo	24VD	Batteries	A5.B	Transmission Alisson
0EVAP1	HVAC passengers	24VD2	Equalizer	A9CX1.2	Cluster
0F	GND Customer	24VD3	Ignition & engine start	A9CX1.4	ESP
00F	FJB electronic GND	24VI	24 WUP	A9CX1.5	ESP
0F1	Wipers	41RJ1.6	Keyless entry system	A9CX1.6	Cluster
00F1	Multiplex power	65P	Auxiliaru Liq Sol Valve	A9CX2.1	ESP
00F2	Multiplex power	900	Networks	A9CX2.2	ESP
00F3	Multiplex power	901	Networks	A9CX2.3	ESP
00F4	FJB	A1.11	Transmission Alisson	A9CX2.4	ESP
00F5	Trailer	A1.12	Transmission Alisson	A9CX2.6	ESP
0FE	GND stud	A1.15	Transmission Alisson	A9CX2.7	ESP
0FH	Keyless entry system	A1.16	Transmission Alisson	A9CX2.9	ESP
00FH	Keyless entry system	A1.18	Transmission Alisson	A9CX2.10	ESP
0FH1	Driver seat	A1.19	Transmission Alisson	A9CX2.12	ESP
00FH1	HVAC defroster	A1.24	Transmission Alisson	A9CX2.13	ESP
00FH2	Multiplex power	A1.25	Transmission Alisson	A9CX2.16	ESP
00FR	FJB-RJB junction	A1.31	Transmission Alisson	A9CX2.17	ESP
0R	GND Chassis	A1.33	Transmission Alisson	A9CX3.3	ESP
00R	Networks	A1.36	Transmission Alisson	A9CX3.5	ESP
00R1	RJB electronic GND	A1.37	Transmission Alisson	A9CX3.7	ESP
00R2	Multiplex power	A1.51	Transmission Alisson	A9CX3.9	ESP
00R3	Multiplex power	A1.52	Transmission Alisson	A9CX3.10	ESP
00R4	Multiplex power	A1.54	Transmission Alisson	A9CX4.1	ESP
00R5	RJB electronic GND	A1.55	Transmission Alisson	A9CX4.4	ESP
00R6	Multiplex power	A1.58	Transmission Alisson	A9CX4.7	ESP
0RAD	GND Chassis	A1.71	Transmission Alisson	A9CX4.8	ESP
0RAD2	Fans drive electric	A1.74	Transmission Alisson	A9CX4.10	ESP

## Circuits list

Circuit ID	Description	Circuit ID	Description	Circuit ID	Description
A9CX4.11	ESP	A36JA.11	Horn	A44J1.19	Cmpt. lights
A14.A12	Cluster	A36JA.15	Ignition & engine start	A44J2.1	Sun visor
A14.B1	Cluster	A36JA.17	Ignition & engine start	A44J2.4	Sun visor
A14.B18	Cluster	A36JA.25	Brake, engine brake, retarder	A44J2.7	Driver lights
A14.B20	Cluster	A36JB.2	Ignition	A44J2.10	Sun visor
A14.B21	Cluster	A41J1.1	Step lights	A44J2.13	Sun visor
A27.30	ZF steering	A41J1.3	Keyless entry system	A44JR2.3	Wipers & washer
A27.87A	ZF steering	A41J1.4	Keyless entry system	A44RJ1.17	Fr flashers, markers, clearance
A31J4.1	Keyless entry system	A41J1.7	Keyless entry system	A44RJ2.2	Driver lights
A31J4.2	Keyless entry system	A41J1.16	Engine ECU Volvo	A44RJ2.3	Wipers & washer
A31J4.3	Keyless entry system	A41J1.19	Engine ECU Volvo	A45J1.1	HVAC defroster
A31J4.4	Keyless entry system	A41J2.2	Keyless entry system	A45J1.3	HVAC defroster
A31J4.5	Keyless entry system	A41RJ1.6	Keyless entry system	A45J1.4	ZF steering
A31J4.6	Keyless entry system	A41RJ1.18	Cmpt. lights	A45J1.7	Back-up camera
A31J4.7	Keyless entry system	A41RJ2.14	Keyless entry system	A45J1.16	Mirrors
A31J4.8	Keyless entry system	A42J1.3	FJB	A45J2.1	HVAC defroster
A31J5.1	Keyless entry system	A42J1.4	FJB	A45J2.4	HVAC defroster
A31J5.3	Keyless entry system	A42J1.7	FJB	A45J2.7	Driver window
A32C.A	Auxiliary defrost	A42J1.13	FJB	A45J2.13	Driver window
A32C.B	Auxiliary defrost	A42J1.16	FJB	A45RJ1.17	Cornering & fog lights
A34.A5	Fans drive electric	A42J1.18	FJB	A46J1.1	Horn
A34.B5	Fans drive electric	A42J2.15	FJB	A46J1.4	Fr flashers, markers, clearance
A34.C5	Fans drive electric	A43J1.1	Lugg. doors locks	A46J1.7	Cornering & fog lights
A34.D5	Fans drive electric	A43J1.3	Lugg. doors locks	A46J1.10	Fr flashers, markers, clearance
A34.E5	Fans drive electric	A43J1.7	TPMS	A46J1.13	Fr flashers, markers, clearance
A34.F5	Fans drive electric	A43J1.10	Entrance door	A46J2.4	Fr flashers, markers, clearance
A34.G5	Fans drive electric	A43J2.1	Lugg. doors locks	A46J2.7	Fr flashers, markers, clearance
A34.H5	Fans drive electric	A43J2.4	Lugg. doors locks	A46RJ1.17	Fr flashers, markers, clearance
A34J.E	Fans drive electric	A43J2.7	Engine ECU Volvo	A46RJ1.18	Fr flashers, markers, clearance
A34J.F	Fans drive electric	A43J2.10	Engine ECU Volvo	A46RJ2.2	Gnd Aux Liq Solenoid Valve
A34R.A3	Fans drive electric	A43RJ1.17	ACB	A46RJ2.3	Auxiliary Fan Speed Control
A34R.B3	Fans drive electric	A43RJ1.18	Entrance door	A47J1.1	HVAC defroster
A34R.C3	Fans drive electric	A43RJ2.2	Air dryer	A47J1.3	HVAC defroster
A34R.D3	Fans drive electric	A44J1.1	Wipers	A47J1.4	HVAC defroster
A34R.E3	Fans drive electric	A44J1.3	Upper wipers	A47J1.7	Wipers & washer
A34R.F3	Fans drive electric	A44J1.7	Wipers & washer	A47J1.16	Small A/C
A34R.G3	Fans drive electric	A44J1.10	Wipers & washer	A47J2.1	HVAC defroster
A34R.H3	Fans drive electric	A44J1.16	Horn	A47J2.4	HVACDefroster

## Circuits list

Circuit ID	Description	Circuit ID	Description	Circuit ID	Description
A47J2.15	Small A/C	A51J1.1	Docking lights	A54RJ2.2	Cond. door switch
A47RJ1.6	HVAC defroster	A51J1.3	Docking lights	A54RJ2.3	HVAC passengers
A47RJ1.17	HVAC defroster	A51J1.4	Rr flashers, markers, tail	A54RJ2.14	HVAC passengers
A47RJ1.18	Wipers & washer	A51J1.7	Rr flashers, markers, tail	A55J1.1	Driver lights
A47RJ2.3	Small A/C	A51J1.10	Rr flashers, markers, tail	A55J1.4	Cluster
A48J1.1	Cornering & fog lights	A51J1.13	Rr flashers, markers, tail	A55J1.7	Back-up camera
A48J1.4	Cornering & fog lights	A51J1.16	Transmission Alisson	A55J2.15	Keyless entry system
A48J1.7	Fr flashers, markers, clearance	A51J1.19	WCL	A55RJ1.18	Steering
A48J1.10	Fr flashers, markers, clearance	A51J2.1	Rr flashers, markers, tail	A56J1.3	Cluster
A48J2.1	Fr flashers, markers, clearance	A51J2.4	Transmission Alisson	A56J1.4	Cluster
A48J2.4	Fr flashers, markers, clearance	A51J2.7	Rr flashers, markers, tail	A56J1.7	Cluster
A48J2.13	Fr flashers, markers, clearance	A51J2.10	Rr flashers, markers, tail	A56J1.10	Cluster
A48RJ1.17	Cornering & fog lights	A51RJ1.17	Rr flashers, markers, tail	A56J1.13	Multiplex power
A48RJ1.18	Fr flashers, markers, clearance	A51RJ1.18	WCL	A56J2.15	Fr flashers, markers, clearance
A48RJ2.2	Fr flashers, markers, clearance	A52J1.1	Fans drive electric	A57J1.1	WCL
A49J1.1	Fans drive electric	A52J1.3	Fans drive electric	A57J1.3	WCL
A49J1.3	Fans drive electric	A52J1.7	Engine & RJB cmpt. lights	A57RJ2.14	WCL system
A49J1.10	Small A/C	A52J1.10	Ignition & engine start	A58J1.1	Slide out
A49J1.17	Small A/C	A52J1.13	RJB fan	A58J1.4	Slide out
A49J1.18	Small A/C	A52J2.1	Alternators	A58J1.7	Slide out
A49J2.1	Alternators	A52J2.4	Alternators	A58J1.10	Slide out
A49J2.4	Axial fan	A52J2.13	Ignition & engine start	A58J1.16	Slide out
A49J2.13	Brake, engine brake, retarder	A52RJ1.17	RJB fan	A58J1.19	Slide out
A49J2.15	Small A/C	A52RJ1.18	Engine & RJB cmpt. lights	A58J2.1	Slide out
A49RJ1.6	Small A/C	A52RJ2.3	Ignition & engine start	A58J2.4	Slide out
A49RJ2.2	Fans drive electric	A54J1.1	HVAC passengers	A58J2.11	Slide out
A49RJ2.3	Small A/C	A54J1.3	HVAC passengers	A58J2.15	Slide out
A50J1.7	Back-up warnings	A54J1.7	HVAC passengers	A58RJ1.17	Slide out
A50J1.10	Back-up camera	A54J1.10	Water pump	A58RJ2.2	Slide out
A50J1.13	Rr flashers, markers, tail	A54J1.16	HVAC passengers	A58RJ2.14	Slide out
A50J1.19	Rr flashers, markers, tail	A54J1.19	HVAC passengers	A59J1.1	Slide out
A50J2.1	Rr flashers, markers, tail	A54J2.4	HVAC passengers	A59J1.4	Slide out
A50J2.7	Rr flashers, markers, tail	A54J2.7	HVAC passengers	A59J1.7	Slide out
A50J2.10	Back-up warnings	A54J2.10	HVAC passengers	A59J1.10	Slide out
A50RJ1.17	Rr flashers, markers, tail	A54J2.15	HVAC passengers	A59J1.16	Slide out
A50RJ1.18	Rr flashers, markers, tail	A54RJ1.6	HVAC passengers	A59J1.19	Slide out
A50RJ2.2	Back-up warnings	A54RJ1.17	HVAC passengers	A59J2.1	Slide out
A50RJ2.3	Back-up camera	A54RJ1.18	HVAC passengers	A59J2.15	Slide out

## Circuits list

Circuit ID	Description	Circuit ID	Description	Circuit ID	Description
A59RJ1.17	Slide out	A81JB.15	Ignition & engine start	A137A.54	Urea system
A59RJ2.2	Slide out	A81JB.16	Engine ECU Volvo	A137A.56	Urea system
A59RJ2.14	Slide out	A81JB.17	Engine ECU Volvo	A137A.59	Urea system
A60J1.1	Slide out	A81JB.19	Engine ECU Volvo	A137A.62	Urea system
A60J1.4	Slide out	A81JB.22	Engine ECU Volvo	A138.3	Urea system
A60J1.7	Slide out	A81JB.23	Engine ECU Volvo	A138.12	Urea system
A60J1.10	Slide out	A81JB.26	Engine ECU Volvo	Alt LL.2	Alternators
A60J1.16	Slide out	A96.8.Black	TPMS	Alt UL.2	Alternators
A60J1.19	Slide out	A96.23.Red	TPMS	AltLL	Alternators
A60J2.15	Slide out	A96.24.Black	TPMS	AltUL	Alternators
A60RJ1.17	Slide out	A96.25.Red	TPMS	AltUR	Alternators
A60RJ2.2	Slide out	A96.27.Black	TPMS	B85.2	Urea system
A60RJ2.14	Slide out	A96.28.Red	TPMS	B97.2	Urea system
A61J1.1	Slide out	A100.3.White	TPMS	B98.2	Urea system
A61J1.3	Slide out	A101.3.White	TPMS	B115A.3	Urea system
A61J1.4	Slide out	A101.7.White	TPMS	BussBar	12VD TO CB2
A61J1.7	Slide out	A102.3.White	TPMS	CB1	24 WUP
A61J1.10	Slide out	A103.1	Steering	CB2	Ignition & engine start
A61J1.16	Slide out	A103.3	Steering	CB3	HVAC passengers
A61J1.19	Slide out	A103.5	Horn	CB5	24 WUP
A61J2.4	Slide out	A108.5	Transmission I Shift	CB6	24VD
A61J2.7	Slide out	A130.3	Fire suppression	CB7	Small A/C
A61RJ1.6	Slide out	A130.4	Fire suppression	CB8	12 WUP
A61RJ1.17	Slide out	A130.8	Fire suppression	CB10	12 WUP
A61RJ1.18	Slide out	A130.11	Fire suppression	CB48	Fr flashers, markers, clearance
A61RJ2.2	Slide out	A131A.C	Fire suppression	CB117	Trailer
A61RJ2.3	Slide out	A131B.A	Fire suppression	CB119	Trailer
A61RJ2.14	Slide out	A131B.C	Fire suppression	CB128	24VD
A77.A	Equalizer	A137A.4	Urea system	CB201	Fans drive electric
A77.H	Equalizer	A137A.7	Urea system	CB202	Fans drive electric
A78.3	Equalizer	A137A.8	Urea system	CB203	Fans drive electric
A78.4	Equalizer	A137A.24	Urea system	CB204	Fans drive electric
A79.3	Equalizer	A137A.28	Urea system	CB205	Fans drive electric
A80.3	Equalizer	A137A.40	Urea system	CB206	Fans drive electric
A80.4	Equalizer	A137A.44	Urea system	CB207	Fans drive electric
A81JB.4	Engine ECU Volvo	A137A.49	Urea system	CB208	Fans drive electric
A81JB.6	ZF steering	A137A.50	Urea system	CC16	FJB
A81JB.10	Engine ECU Volvo	A137A.51	Urea system	CC17	FJB



## Circuits list

Circuit ID	Description	Circuit ID	Description	Circuit ID	Description
Cd1	Networks	F10	Cluster	F56	Aux fan defroster
Clnt1	FJB	F11	Horn	F73	Engine ECU Volvo
Clnt2	FJB	F12	Keyless entry system	F90	Urea system
Clnt3	FJB	F13	12VD Customer	F91	Engine ECU Volvo
Clnt4	FJB	F14	Multiplex power	F96	Urea system
Clnt5	FJB	F15	Keyless entry system	F99	Engine ECU Volvo
Clnt6	FJB	F16	12V Eng. run	F100	Engine ECU Volvo
Clnt7	FJB	F17	Multiplex power	F101	R1 to Starter
Clnt8	FJB	F18	Multiplex power	F104	Slide out
CTS	Networks	F19	Multiplex power	F106	Multiplex power
Cts	Networks	F20	Multiplex power	F107	Multiplex power
D1	Ignition & engine start	F21	Multiplex power	F108	Networks
D3	Upper wipers	F23	ESP	F109	Engine & RJB cmpt. lights
D12	Horn	F24	Slide out	F110	Transmission Alisson
D13	Horn	F25	12V outlets	F112	Spares VECR
D51	Tag and level low	F26	Spares VECF	F113	Back-up camera
D75	Slide out	F27	Spares VECF	F117	Spares VECR
D75.A	Slide out	F29	ECU ignition	F118	Trailer
DATAKH	Keyless entry system	F30	Networks	F121	CCust
DATAKL	Keyless entry system	F33	Volvo link TGW	F122	Spares VECR
DFF4.1	Slide out	F35	Multiplex power	F126	HVAC passengers
DL0H	Spares wires	F36	24VD Eng. Start Sw83	F130	Windows ajar
DL0L	Spares wires	F37	Keyless entry system	F131	CCust
DL1H	Networks	F39	24 VD customer	F132	Multiplex power
DL1L	Networks	F40	Fire suppression	F133	Multiplex power
DL2H	Network	F41	Multiplex power	F134	Multiplex power
DL2L	Network	F42	Transmission I Shift	F135	Multiplex power
DL3H	Networks	F43	Transmission I Shift	F136	Multiplex power
DL3L	Networks	F44	Multiplex power	F137	Equalizer
DL7H	Network	F45	Multiplex power	F138	RJB Cmpt. light
DL7L	Network	F46	Multiplex power	F139	Alternators
DSO1.1	Slide out	F47	Multiplex power	F141	HVAC passengers
DSO2.1	Slide out	F50	HVAC defroster	F142	HVAC passengers
DSO4.1	Slide out	F51	Multiplex power	F143	HVAC passengers
DSO4.3	Slide out	F52	Slide out	F144	HVAC passengers
EI.7	Cluster	F53	Tag and level low	F147	CCust
EI.18	Engine ECU Volvo	F54	Wipers	F148	12VD
EMS.EB29	Ignition & engine start	F55	Back-up camera	F152	Spares VECR

## Circuits list

Circuit ID	Description	Circuit ID	Description	Circuit ID	Description
F199	Fans drive electric	N19	Networks	R54.87	Trailer
GndA	Networks	N20	Networks	R Starter	Ignition & engine start
L207.1	WCL	N21	Networks	Res21	RJB Cmpt. light
L207.2	WCL light	N22	Networks	Res22	Engine & RJB cmpt. lights
L207.3	WCL	N23	Networks	Res23	WCL system
L207.GND	WCL	N24	Networks	ResFF4.1	Slide out
L350A.B2	Engine ECU Volvo	N27	Networks	ResFF4.2	Slide out
L400.G	Engine heater outlet	N28	Networks	ResFF4.3	Slide out
L400.L	Engine heater outlet	N29	Networks	ResFF4.4	Slide out
L400.N	Engine heater outlet	N30	Networks	ResFF4.5	Slide out
Mo11.3	Axial fan	N31	Networks	ResFF4.6	Slide out
Mo40.2	Windows ajar	N56-1	Networks	RFF4.1.30	Slide out
Mo65.3	Fans drive electric	N56-2	Networks	RFF4.2.30	Slide out
Mo67.3	Fans drive electric	N57 1	Networks	RSO1 1	Slide out
Mo68.3	Fans drive electric	N57 2	Networks	RSO1 2	Slide out
Mo69.3	Fans drive electric	N58 1	Network	RSO2 1	Slide out
Mo70.3	Fans drive electric	N58 2	Network	RSO2 2	Slide out
Mo71.3	Fans drive electric	N59 1	Network	RSO4.1.30	Slide out
Mo72.3	Fans drive electric	N59 2	Network	RSO4.2.30	Slide out
Mo73.3	Fans drive electric	N60	Network	RSO4.3.30	Slide out
N1	Networks	N61	Network	RSO4.4.30	Slide out
N2	Networks	Pot1	Driver lights	RTS	Networks
N3	Networks	R6.30	Keyless entry system	Rts	Networks
N4	Networks	R7.30	Keyless entry system	RX	TPMS
N5	Networks	R12	HVAC passengers	RxD	Networks
N6	Networks	R21.87	Ignition & engine start	RxTx	Networks
N7	Networks	R22.87	ECU ignition	Se11.Sig	Cluster
N8	Networks	R23.30	Transmission Alisson	Se11.Wrn	Cluster
N9	Networks	R25.87	24V Ignition	Se13.B	Engine ECU Volvo
N10	Networks	R27.87A	Wipers & washer	Se14A.B	Engine ECU Volvo
N11	Networks	R28.87A	Wipers	Se14B.C	Engine ECU Volvo
N12	Networks	R29	Engine ECU Volvo	Se16	Keyless entry system
N13	Networks	R30.87	12V Eng run customer	Se17.NC	Keyless entry system
N14	Networks	R34.30	12V ECU	Se18.B	Brake, engine brake, retarder
N15	Networks	R36.87	Horn	Se19 P.D	Brake, engine brake, retarder
N16	Networks	R37.30	Horn	Se19 S.D	Brake, engine brake, retarder
N17	Networks	R38.87	12V outlets	Se20.B	Cluster
N18	Networks	R47.87	WCL	Se21.2	HVAC defroster

## Circuits list

Circuit ID	Description	Circuit ID	Description	Circuit ID	Description
Se23	Small A/C	SES03.2	Slide out	Sw1.5	Fr flashers, markers, clearance
Se23.C	HVAC passengers	SeSO4	Slide out	Sw1C258.2	Wipers & washer
Se23A	Small A/C	SeSO4Fr.2	Slide out	Sw1C258.3	Wipers & washer
Se24.2	HVAC passengers	SeSO4Rr.2	Slide out	Sw1C258.4	Wipers & washer
Se24.3	HVAC passengers	SES05.4	Slide out	Sw1C258.6	Wipers & washer
Se25.2	HVAC passengers	SES06.2	Slide out	Sw1C258.7	Wipers & washer
Se30.A	Engine & RJB cmpt. lights	Shield 149	GND stud	Sw1C258.8	Fr flashers, markers, clearance
Se32.A	Transmission Alisson	Shield 149A	GND stud	Sw1C259.1	Fr flashers, markers, clearance
Se32.B	Transmission Alisson	So9.B	HVAC passengers	Sw1C259.2	Fr flashers, markers, clearance
Se33.A	Transmission Alisson	So36	Small A/C	Sw1C259.4	Fr flashers, markers, clearance
Se34.A	Transmission Alisson	spare17	Spares wires	Sw2.3	Fr flashers, markers, clearance
Se34.B	Transmission Alisson	spare18	Spares wires	Sw2.6	Fr flashers, markers, clearance
Se35.A	Transmission Alisson	spare19	Spares wires	Sw3.3	Cornering & fog lights
Se35.B	Transmission Alisson	spare20	Spares wires	Sw3.8	Cornering & fog lights
Se37.1	ESP	spare21	Spares wires	Sw4.3	Fr flashers, markers, clearance
Se37.2	ESP	spare22	Spares wires	Sw4.8	Fr flashers, markers, clearance
Se38.1	ESP	spare23	Spares wires	Sw5.3	Wipers and washer
Se38.2	ESP	spare24	Spares wires	Sw5.6	Wipers and washer
Se39.1	ESP	spare25	Spares wires	Sw6.3	Wipers and washer
Se39.2	ESP	spare28	Spares wires	Sw6.4	Wipers and washer
Se40.1	ESP	spare29	Spares wires	Sw14.3	Engine ECU Volvo
Se40.2	ESP	spare30	Spares wires	Sw14.8	Engine ECU Volvo
Se41	Cond. door switch	spare31	Spares wires	Sw16.3	Brake, engine brake, retarder
Se45.2	Wipers & washer	spare32	Spares wires	Sw16.8	Brake, engine brake, retarder
Se46.B	Trailer park Brake	spare33	Spares wires	Sw17.6	Engine ECU Volvo
Se49	HVAC passengers	spare34	Spares wires	Sw18A.2B	Luggages lock
Se53.C	Cluster	spare35	Spares wires	Sw18A.4	Keyless entry system
Se54.C	Cluster	spare39	Spares wires	Sw18A.6	Keyless entry system
Se55.C	Cluster	spare40	Spares wires	Sw20.3	WCL
Se63.1	ESP	spare41	Spares wires	Sw20.8	WCL
Se63.2	ESP	spare42	Spares wires	Sw24.3	Driver lights
Se64.1	ESP	spare43	Spares wires	Sw24.6	Driver lights
Se64.2	ESP	spare44	Spares wires	Sw31	WCL system
Se67.C	ESP	spare64	Spares wires	Sw35.3	Engine ECU Volvo
Se69.C	ESP	spare65	Spares wires	Sw35.8	Engine ECU Volvo
Se100.4	WCL	spare72	Spares wires	Sw38.2B	Driver window
SeFF4	Slide out	spare73	Spares wires	Sw39	RJB Cmpt. light
SES02.4	Slide out	STO-LOC selenoi	WCL	Sw40.B	Trailer park Brake

## Circuits list

Circuit ID	Description	Circuit ID	Description	Circuit ID	Description
Sw41.A1	Mirrors	Sw103A.3	Backup warnings		
Sw41.A3	Mirrors	Sw103A.6	Backup warnings		
Sw41.B1	Mirrors	Sw104.1	Keyless entry system		
Sw41.B2	Mirrors	Sw104.3	Keyless entry system		
Sw41.B4	Mirrors	Sw104.5B	Keyless entry system		
Sw42.2	WCL	Sw107.2	Tag and level low		
Sw42.3	WCL	Sw107.4	Tag and level low		
Sw42.4	WCL	Sw107.6	Tag and level low		
Sw42.5	WCL	Sw107.8	Tag and level low		
Sw42.6	WCL	Sw107.10	Tag and level low		
Sw42.7	WCL	Sw108.1	Tag and level low		
Sw44	Engine & RJB cmpt. lights	Sw108.3	Tag and level low		
Sw45	Luggages lights	Sw119.3	Back-up camera		
Sw46	WCL system	Sw119.8	Back-up camera		
Sw57	WCL system	Sw122.1	HVAC defroster		
Sw58.2	Ignition & engine start	Sw122.3	HVAC defroster		
Sw58.3	Ignition & engine start	Sw152.B	Fire suppression		
Sw58.5	Ignition & engine start	Sw156.6	Mirrors		
Sw58.7	Ignition & engine start	Sw156.8	Mirrors		
Sw59.3	Ignition & engine start	Sw157.2B	Sun visor		
Sw63A.3	Horn	Sw158.2B	Sun visor		
Sw63A.4	Horn	SW305.5B	Hi speed fan evaporator		
Sw64	Tag and level low	SwSo1.4	Slide out		
Sw82.4	Master relay & 12V Ign	SwSo1.5	Slide out		
Sw82.5	Master relay & 12V Ign	SwSo2.4	Slide out		
Sw83.Acc	Ignition & engine start	SwSo2.5	Slide out		
Sw83.Ign	Ignition & engine start	SwSo4.4	Slide out		
Sw83.St	Ignition & engine start	SwSo4.5	Slide out		
Sw85.A1	Mirrors	TR-Black	Trailer		
Sw85.A3	Mirrors	TR-Blue	Trailer		
Sw85.B1	Mirrors	TR-Brown	Trailer		
Sw85.B2	Mirrors	TR-Green	Trailer		
Sw85.B4	Mirrors	TR-Red	Trailer		
Sw94	WCL system	TR-Yellow	Trailer		
Sw99.1	Docking lights	TWU.3	WCL		
Sw99.3	Docking lights	TX	TPMS		
Sw102.3	Docking lights	TxD	Networks		
Sw102.B	Docking lights				

## Breakers list

Breakers ID	Location	Part #	Function	Rating	Page
CB1	RJB	563708	24 WUP FJB	90 amp	3.1 Main Disti 2 C
CB2	RJB	568113	12ECU & 12VD FJB	70 amp	3.1 Main Disti 1 C
CB3	RJB	563708	HVAC passengers	90 amp	3.1 Main Disti 2 C
CB5	RJB	563708	24 WUP RJB	90 amp	3.1 Main Disti 3 C
CB6	RJB	568113	24VD RJB & WCL	70 amp	3.1 Main Disti 2 C
CB7	RJB	568127	Small A/C	50 amp	3.1 Main Disti 3 C
CB8	RJB	563708	12 WUP RJB	90 amp	3.1 Main Disti 3 C
CB10	RJB	568114	12 WUP FJB	150 amp	3.1 Main Disti 3 C
CB48	FJB VECF	564464	Wipers	20 amp	4.2 Dist 24V FJB 2 C
CB117	RJB VECR	564399	Trailer	20 amp	5.1 Dist RJB 1 B
CB119	RJB VECR	564342	Trailer	30 amp	5.1 Dist RJB 1 B
CB128	RJB VECR	564342	24VD FJB	30 amp	5.1 Dist RJB 1 C
CB301	VECT	564399	Trailer	20 amp	26.4 Trailer 2 A

## Connectors list

Connector ID	Location	Part no	Gender	Connector ID	Location	Part no	Gender
A1	RJB	563975	male	A81.JA	FJB	562767	male
A2	FJB	563984	male	A81.JB	FJB	562765	male
A3	Dash	562363	male	A81.JC	FJB	562957	male
A4.A	Service Cmpt	562428	female	A83	Parcel rack	565970	female
A4.B	Service Cmpt	561188	female	A96	FJB	564073	female
A5	Service Cmpt	562428	female	A97	Dash	563226	male
A6	Engine Cmpt	562427	male	A100	Front Axle Cmpt	563758	female
A7	Rear Axle Cmpt	563979	male	A101	Rear RH Axle Cmpt	563758	female
A9.Cx1	FJB	564041	female	A102	Rear RH Axle Cmpt	563758	female
A9.Cx2	FJB	563678	male	A103	Dash	562070	female
A9.Cx3	FJB	564037	female	A106	LH Console	565974	male
A9.Cx4	FJB	564038	female	A114A	Dash	564252	male
A14.A	Dash	562766	male	A130	Driver Area	563226	male
A14.B	Dash	562767	male	A131.A	Engine Cmpt	561782	male
A14.C	Dash	562765	male	A131.B	Engine Cmpt	561781	female
A15	Dash	562464	male	A137A	Condenser cmpt.	20429843	male
A18.J1	FJB	562794	male	A138	Cond Cmpt	563787	male
A18.J2	FJB	562650	male	A139	Dash	564501	male
A24.A	RH Console	561890	male	AE41.J1	FJB	563679	male
A24.B	RH Console	561566	female	AE41.J2	FJB	564037	female
A24.C	RH Console	561889	female	AE41.J3	FJB	564004	male
A27	Service Cmpt	562929	male	AE42.J1	FJB	563679	male
A28	Service Cmpt	562928	male	AE42.J2	FJB	564037	female
A29	Dash	562464	male	AE42.J3	FJB	564004	male
A30.A	Dash	561611	male	AE43.J1	FJB	563679	male
A30.C	Dash	561566	female	AE43.J2	FJB	564037	male
A31.J1	Dash	562780	male	AE43.J3	FJB	565957	male
A31.J2	Dash	562842	male	AE44.J1	FJB	563679	male
A31.J3	Dash	562464	male	AE44.J2	FJB	564037	female
A31.J4	Dash	562465	male	AE44.J3	FJB	565957	male
A31.J5	Dash	563071	male	AE45.J1	FJB	563679	male
A32.A	Dash	561611	male	AE45.J2	FJB	564037	female
A32.C	Dash	561566	female	AE45.J3	FJB	565957	male
A34.J	Engine cmpt.	568118	male	AE46.J1	FJB	563679	male
A34.K	Engine cmpt.	564270	male	AE46.J2	FJB	564037	female
A34.L	Engine cmpt.	564269	male	AE46.J3	FJB	565957	male
A36.JA	FJB	562767	male	AE47.J1	RH console	563679	male
A36.JB	FJB	562765	male	AE47.J2	RH console	564037	female
A36.JC	FJB	562957	male	AE47.J3	RH console	565957	male
A77	Parcel rack	564547	male	AE48.J1	RH console	563679	male
A78	Parcel rack	562583	female	AE48.J2	RH console	564037	female
A79	Parcel rack	562583	female	AE48.J3	RH console	565957	male
A80	Parcel rack	562479	female	AE49.J1	RJB	563679	male

## Connectors list

Connector ID	Location	Part no	Gender	Connector ID	Location	Part no	Gender
AE49.J2	RJB	564037	male	AltUR.C	Engine cmpt.	564469	female
AE49.J3	RJB	565957	male	B85	Engine Cmpt	563815	male
AE50.J1	RJB	563679	male	B96	Engine Cmpt	563821	male
AE50.J2	RJB	564037	male	B96B	Engine Cmpt	563823	male
AE50.J3	RJB	565957	male	B97	Engine Cmpt	563816	male
AE51.J1	RJB	563679	male	B98	Engine Cmpt	563817	male
AE51.J2	RJB	564037	female	B115A	Engine cmpt.	564226	male
AE51.J3	RJB	565957	male	B142C	Engine cmpt.	563793	male
AE52.J1	RJB	563679	male	B310	Engine cmpt.	565967	male
AE52.J2	RJB	564037	female	C1	FJB	563589	male
AE52.J3	RJB	565957	male	C1	FJB	563590	female
AE54.J1	Evaporator cmpt.	563679	male	C1S	FJB	563589	male
AE54.J2	Evaporator cmpt.	564037	female	C1S	FJB	563590	female
AE54.J3	Evaporator cmpt.	565957	male	C2	Service Cmpt	563580	male
AE55.J1	Dash	563679	male	C2	Service Cmpt	563581	female
AE55.J2	Dash	564037	female	C2A	FJB	563580	male
AE55.J3	Dash	564004	male	C2A	FJB	563581	female
AE56.J1	Dash	563679	male	C2B	FJB	564034	male
AE56.J2	Dash	564037	male	C2B	FJB	564035	female
AE56.J3	Dash	564004	male	C3 plug	RJB	563589	male
AE57.J1	WCL cmpt.	563679	male	C3 socket	RJB	563590	female
AE57.J2	WCL cmpt.	564037	male	C3S	RJB	563593	male
AE57.J3	WCL cmpt.	564004	male	C3S	RJB	563590	female
AE58.J1	Slide out panel	563679	male	C4	FJB	563580	male
AE58.J2	Slide out panel	564037	male	C4	FJB	563581	female
AE58.J3	Slide out panel	565957	male	C5	FJB	563589	male
AE59.J1	Slide out panel	563679	male	C5	FJB	563590	female
AE59.J2	Slide out panel	564037	female	C5S	FJB	563589	male
AE59.J3	Slide out panel	565957	male	C5S	FJB	563590	female
AE60.J1	Slide out panel	563679	male	C6	FJB	563582	male
AE60.J2	Slide out panel	564037	male	C6	FJB	563583	female
AE60.J3	Slide out panel	565957	male	C7	Dash	562581	male
AE61.J1	Slide out panel	563679	male	C7	Dash	562583	female
AE61.J2	Slide out panel	564037	male	C8	FJB	563227	male
AE61.J3	Slide out panel	565957	male	C8	FJB	563614	female
AltLL.A	Engine cmpt.	563746	female	C9	RJB	561986	male
AltLL.B	Engine cmpt.	560815	female	C9	RJB	561987	female
AltLL.C	Engine cmpt.	564469	female	C10	Engine door	562581	male
AltLR.A	engine cmpt.	563746	female	C10	Engine door	562583	female
AltLR.B	Engine cmpt.	560815	female	C11	Service Cmpt	563580	male
AltLR.C	Engine cmpt.	564469	female	C11	Service Cmpt	563581	female
AltUR.A	Engine cmpt.	563746	female	C12	Engine Cmpt	562581	male
AltUR.B	Engine cmpt.	560815	female	C12	Engine Cmpt	562583	female

## Connectors list

Connector ID	Location	Part no	Gender	Connector ID	Location	Part no	Gender
C13 plug	RH Console	563589	male	C40	Dash	562486	female
C13 socket	RH Console	563590	female	C44 plug	FJB	561577	male
C13S	RH Console	563589	male	C44 socket	FJB	561605	female
C13S	RH Console	563590	female	C45	FJB	561643	male
C14	WCL System	561550	male	C45	FJB	561642	female
C14	WCL System	561667	female	C46	3rd lugg. cmpt.	562549	male
C14A	Front vehicle	562581	male	C46	3rd lugg. cmpt.	562550	female
C14A	Front vehicle	562583	female	C49	FJB	562005	male
C15A	Evapotator cmpt.	568110	male	C49	FJB	561714	female
C15A	Evaporatot cmpt.	568109	female	C50	RJB	568110	male
C17	RJB	560195	male	C50	RJB	568109	female
C17	RJB	560169	female	C54	Engine cmpt.	563226	male
C18	FJB	561986	male	C54	Engine cmpt.	563613	female
C18	FJB	561987	female	C54A	Urea cmpt.	568110	male
C19	RJB	561986	male	C54A	Urea cmpt.	568109	female
C19	RJB	561987	female	C54B	Engine Cmpt.	562477	male
C19A	RJB	561986	male	C54B	Engine Cmpt.	562479	female
C19A	RJB	561987	female	C58A	Condensor Cmpt.	564258	male
C23	Evaporator cmpt.	564034	male	C58A	Condensor Cmpt.	566037	female
C23	Evaporator cmpt.	564035	female	C59	RJB	561643	male
C24 plug	Evap Cmpt	561690	male	C59	RJB	561642	female
C24 socket	Evap Cmpt	561566	female	C64	Engine cmpt.	568110	male
C26	Urea cmpt.	563226	male	C64	Engine cmpt.	568109	female
C26	Urea cmpt.	563613	female	C71	FJB	561646	male
C26A	Urea cmpt.	568110	male	C71	FJB	561645	female
C26A	Urea cmpt.	568109	female	C72	FJB	561646	male
C26B	Urea cmpt.	563227	male	C72	FJB	561645	female
C26B	Urea cmpt.	563614	female	C74	FJB	561645	female
C29	4rd Lugg Cmpt	563651	male	C74	FJB	561646	male
C29	3rd Lugg Cmpt	563652	female	C75	1st Lugg Cmpt	562477	male
C30	3rd Lugg Cmpt	561710	male	C75	1st Lugg Cmpt	562479	female
C30	3rd Lugg Cmpt	561709	female	C76	1st Lugg Cmpt	562477	male
C32W	Parcel rack	561669	male	C76	1st Lugg Cmpt	562479	female
C32W	Parcel rack	561670	female	C77	2nd Lugg Cmpt	562477	male
C33	WCL cmpt.	564034	male	C77	2nd Lugg Cmpt	562479	female
C33	WCL cmpt.	564035	female	C78	2nd Lugg Cmpt	562477	male
C34	RH Console	561986	male	C78	2nd Lugg Cmpt	562479	female
C34	RH Console	561987	female	C79	3rd Lugg Cmpt	562477	male
C36	FJB	561986	male	C79	3rd Lugg Cmpt	562479	female
C36	FJB	561987	female	C80	3rd Lugg Cmpt	562477	male
C39A	Fire suppression cmpt.	561782	male	C80	3rd Lugg Cmpt	562479	female
C39A	Fire suppression cmpt.	561781	female	C81 plug	4th LH Lugg Cmpt	562477	male
C40	Dash	562485	male	C81 socket	4th LH Lugg Cmpt	562479	female



## Connectors list

Connector ID	Location	Part no	Gender	Connector ID	Location	Part no	Gender
C82 plug	4th RH Lugg Cmpt	562477	male	C152	Cond Cmpt	561610	female
C82 socket	4th RH Lugg Cmpt	562479	female	C158	Condensor Cmpt.	562477	male
C83	5th LH Lugg Cmpt	562477	male	C158	Condensor Cmpt.	562479	female
C83	5th LH Lugg Cmpt	562479	female	C159	RJB	566033	male
C84	5th RH Lugg Cmpt	562477	male	C159	RJB	566034	female
C84	5th RH Lugg Cmpt	562479	female	C170	LH Console	561637	male
C87	Rear vehicule	563618	male	C170	LH Console	561636	female
C87	Rear vehicule	563616	female	C171	LH Console	561646	male
C88	WCL Cmpt.	563226	male	C171	LH Console	561645	female
C88	WCL Cmpt.	563613	female	C172	LH Console	561637	male
C89	Rear vehicule	561581	male	C172	LH Console	561635	female
C89	Rear vehicule	561582	female	C193 plug	RJB	563589	male
C91	RJB	562285	male	C193 socket	RJB	563590	female
C91	RJB	562282	female	C194	FJB	563589	male
C94 plug	FJB	563589	male	C194	FJB	563590	female
C94 socket	FJB	563590	female	C200	FJB	561607	male
C96	FJB	561646	male	C200	FJB	561606	female
C96	FJB	561645	female	C222	FJB	562477	male
C97	FJB	561643	male	C222	FJB	562479	female
C97	FJB	561642	female	C223	FJB	563227	male
C99	Rear vehicule	562581	male	C223	FJB	563614	female
C99	Rear vehicule	562583	female	C224	FJB	561637	male
C100	Evaporator cmpt.	562477	male	C224	FJB	561636	female
C100	Evaporator cmpt.	562479	female	C225	FJB	562650	male
C100S	Evaporator Cmpt.	562477	male	C225	FJB	562649	female
C100S	Evaporator Cmpt.	562479	female	C226	FJB	562650	male
C101	Service Cmpt	561690	male	C226	FJB	562649	female
C101	Service Cmpt	561566	female	C228	Condensor Cmpt.	562477	male
C105 plug	FJB	562581	male	C228	Condensor Cmpt.	562479	female
C105 socket	FJB	562583	female	C266	Dash	561640	male
C106 plug	FJB	562581	male	C266	Dash	561639	female
C106 socket	FJB	562583	female	C279	Service Cmpt	562477	male
C110	Dash	568110	male	C279	Service Cmpt	562479	female
C110	Dash	568109	female	C380A	Dash	564222	male
C119A	Engine door	568110	male	C380A	Dash	564224	female
C119A	Engine door	568109	female	C397	RJB	562285	male
C131A	Engine Cmpt	561782	male	C397	RJB	562282	female
C131A	Engine Cmpt	561781	female	C463	Rear axle cmpt.	568111	male
C131B	Engine Cmpt	561782	male	C463	Rear axle cmpt.	568112	female
C131B	Engine Cmpt	561781	female	C464A	Dash	564222	male
C133	Dash	561734	male	C464A	Dash	564224	female
C133	Dash	561735	female	C550	Rear right window	561476	male
C152	Cond Cmpt	561611	male	C550	Rear right window	561477	female

## Connectors list

Connector ID	Location	Part no	Gender	Connector ID	Location	Part no	Gender
C551	3rd Luggage Cmpt.	561476	male	CSo1	Slide Out Elect Cmpt.	563226	male
C551	3rd Luggage Cmpt.	561477	female	CSo1	Slide Out Elect Cmpt.	563613	female
C552	2nd Luggage Cmpt.	561476	male	CSo2	Slide Out Elect Cmpt.	561643	male
C552	2nd Luggage Cmpt.	561477	female	CSo2	Slide Out Elect Cmpt.	561641	female
C553	1st Luggage Cmpt.	561476	male	CSo5	Slide Out Elect Cmpt.	564034	male
C553	1st Luggage Cmpt.	561477	female	CSo5	Slide Out Elect Cmpt.	564035	female
C554	Front right window	561476	male	CSo7	Slide Out Elect Cmpt.	562581	male
C554	Front right window	561477	female	CSo7	Slide Out Elect Cmpt.	562583	female
C555	Front left window	561476	male	CSo8	Slide Out Elect Cmpt.	562581	male
C555	Front left window	561477	female	CSo8	Slide Out Elect Cmpt.	562583	female
C556	Rear left window	561476	male	CSo9	Slide Out Elect Cmpt.	562581	male
C556	Rear left window	561477	female	CSo9	Slide Out Elect Cmpt.	562583	female
C557	1st Luggage Cmpt.	561476	male	CT In	Engine Cmpt.	563582	male
C557	1st Luggage Cmpt.	561477	female	CT In	Engine Cmpt.	563583	female
C558	2nd Luggage Cmpt.	561476	male	CT Out	Engine Cmpt.	mating 560233	male
C558	2nd Luggage Cmpt.	561477	female	CT Out	Engine Cmpt.	560233	female
C559	3rd Luggage Cmpt.	561476	male	EI	Engine cmpt.	563739	male
C559	3rd Luggage Cmpt.	561477	female	L1A	Engine cmpt.	564045	female
C617	Mirror LH	563801	male	L10	Dash	561247	male
C617	Mirror LH	563800	female	L16.A	Front roof	562615	female
C618	Mirror RH	563801	male	L16.B	Front roof	562615	female
C618	Mirror RH	563800	female	L17.A	FJB	562615	female
C ALT	Engine cmpt.	562581	male	L17.B	FJB	562615	female
C ALT	Engine cmpt.	562583	female	L18	Entrance door	562549	male
C ALT3	Engine cmpt.	562477	male	L19	Entrance door	562549	male
C ALT3	Engine cmpt.	562479	female	L21	Front roof	562486	female
C BC	Rear vehicle	561668	male	L22	Front roof	562486	female
C BC	Rear vehicle	561551	female	L23	front roof	562486	female
C BCAM	Rear vehicule	561581	male	L24	Front roof	562486	female
C Mo9	Evap Cmpt	561577	male	L25	Front roof	562486	female
C Mo9	Evap Cmpt	561605	female	L26	Front roof	562486	female
CCust	Parcel Rack Fr WCL	562477	male	L27	Front roof	562486	female
CCust	RJB	562479	female	L63	Front Side LH	562155	male
CFF4 1	Slide Out Elect Cmpt.	561986	male	L64	Outside Front RH	562155	male
CFF4 1	Slide Out Elect Cmpt.	561987	female	L65	Outside Front LH	562155	male
CFF4 2	Slide Out Elect Cmpt.	561986	male	L66	Out Side Front LH	562155	male
CFF4 2	Slide Out Elect Cmpt.	561987	female	L67	4th Lugg Cmpt	562155	male
Clnt1	FJB	563227	male	L68	4th Lugg Cmpt	562155	male
Clnt1	FJB	563614	female	L69	4th Lugg Cmpt	562155	male
Clnt2	FJB	563226	male	L70	4th Lugg Cmpt	562155	male
Clnt2	FJB	563613	female	L72	Rear Vehicle	562155	male
CL1	FJB	562485	male	L74	Rear vehicle	562155	male
CL1	FJB	562486	female	L75	Rear engine door	562155	male

## Connectors list

Connector ID	Location	Part no	Gender	Connector ID	Location	Part no	Gender
L76	Rear vehicle	562155	male	L187	Engine Cmpt	561690	male
L81.A	Rear Vehicle	562835	female	L193.A	Dash	560488	female
L81.B	Rear Vehicle	562834	male	L193.B	Dash	560488	female
L82A	Rear vehicule	562348	female	L194.A	Dash	562019	female
L83A	Rear vehicule	562348	female	L194.B	Dash	560488	female
L84	DPF Door	562486	female	L195.A	Dash	560488	female
L85	DPF Door	562486	female	L195.B	Dash	560488	female
L86	DPF Door	562486	female	L199	Engine cmpt.	562848	male
L87	Rear roof	562486	female	L203	RH Console	561690	male
L88	Rear roof	562486	female	L204	Parcel Rack RH	562803	male
L89	Rear roof	562486	female	L205	Engine cmpt.	562485	male
L90	Rear roof	562486	female	L206	Parcel Rack RH	562803	male
L93.A	Rear vehicle	563069	female	L207.A	3rd lugg. cmpt.	mating 561699	male
L93.B	Rear vehicle	563069	female	L207.B	3rd lugg. cmpt.	mating 561699	male
L94.A	Rear vehicle	563069	female	L207.C	3rd lugg.cmpt.	mating 561701	male
L94.B	Rear vehicle	563069	female	L207.D	3rd lugg. cmpt.	mating 561699	male
L95	Front vehicle	562485	male	L207.E	3rd lugg. cmpt.	mating 561701	male
L95A	Front vehicle	562485	male	L207.F	3rd lugg. cmpt.	mating 561699	male
L96	Front vehicle	562485	male	L207.G	3rd lugg. cmpt.	mating 561699	male
L96A	Front vehicle	562485	male	L207.H	3rd lugg. cmpt.	mating 560926	male
L97.A	Outside Front LH	563069	female	L207.I	3rd lugg. cmpt.	mating 560926	male
L97.B	Outside Front LH	563069	female	L211	Entrance door	562549	male
L98.A	Entrance Door	563069	female	L282	Engine Cmpt	561690	male
L98.B	Outside Front RH	563069	female	L285.A	Rear Vehicle	562835	female
L120	Front vehicle	562237	female	L285.B	Rear Vehicle	562834	male
L170	4th Lugg Cmpt.	561247	male	L286.A	Rear Vehicle	562835	female
L171	4th Lugg Cmpt.	561247	male	L286.B	Rear Vehicle	562834	male
L173	Parcel rack	563590	female	L290	Engine Cmpt.	562565	female
L174A	Parcel rack	563590	female	L291	Engine Cmpt.	562565	female
L175	Engine Cmpt.	563590	female	L298A	Engine cmpt.	563590	female
L176	5th Lugg Cmpt	561247	male	L306	RJB cmpt.	561247	male
L177	5th Lugg Cmpt	561247	male	L314	Front vehicle	562789	male
L178	3rd Lugg Cmpt.	561247	male	L315	Front vehicle	562789	male
L179	3rd Lugg Cmpt.	561247	male	L319	WCL under platform	561247	male
L180	2nd Lugg Cmpt	561247	male	L350A.A	Rear axle cmpt.	564552	male
L181	2nd Lugg Cmpt	561247	male	L350A.B	Rear axle cmpt.	563340	male
L182	1st Lugg Cmpt	561247	male	L350A.C	Rear axle cmpt.	562251	male
L183	1st Lugg Cmpt	561247	male	Mo3	Dash	561667	female
L184	Service cmpt.	561247	male	Mo4	Dash	562076	male
L185.A	Service cmpt.	561539	male	Mo7	Cond Cmpt	563691	male
L185.B	Service cmpt.	561539	male	Mo8	Cond Cmpt	563691	male
L186.A	Dash	561539	male	Mo11	Condensor Cmpt.	568089	male
L186.B	Dash	561539	male	Mo12	Engine Cmpt	561690	male

## Connectors list

Connector ID	Location	Part no	Gender	Connector ID	Location	Part no	Gender
Mo15	Front Ceiling	560900	female	Pot1.B	Dash	560488	female
Mo16	Front Ceiling	560900	female	Pot1.C	Dash	560488	female
Mo17	RH Console	563626	male	R3	RJB	563409	male
Mo18	Front roof	562474	male	R6	Front vehicle	564496	male
Mo19	Fr Service Door	562474	male	R7	Front vehicle	564496	male
Mo20	Fr Service Door	562474	male	R12	Evap Cmpt	563409	male
Mo21	Front roof	561186	male	R27	Dash	564496	male
Mo22	RH Console	561186	male	R28	FJB	564496	male
Mo23	Entrance door	564161	male	R29	RJB	563409	male
Mo24	RH Console	562348	female	R30	FJB	564496	male
Mo25	RH Console	562348	female	R34	RJB	564210	male
Mo26	Entrance door	564161	male	R36	Dash	564496	male
Mo27	Cond Cmpt	563691	male	R37	Dash	564496	male
Mo28	Cond Cmpt	563691	male	R38	FJB	564496	male
Mo29	RJB	561248	female	R47	Parcel rack	564496	male
Mo30	1st Lugg Cmpt. LH	564161	male	Res3.A	RJB	563590	female
Mo31	1st Lugg Cmpt. RH	564161	male	Res4	FJB	563590	female
Mo33	2nd Lugg Cmpt. RH	564161	male	Res6	FJB	563590	female
Mo35	3rd Lugg Cmpt. RH	564161	male	Res7	FJB	563590	female
Mo37	4th Lugg Cmpt. RH	564161	male	Res15	Engine Cmpt	561782	male
Mo39	5th Lugg Cmpt. RH	564161	male	Res19	Dash	563590	female
Mo40	Front LH window	561477	female	Res20	Front vehicule	563590	female
Mo44	Rear LH window	561477	female	Res31	Urea cmpt.	562350	male
Mo50	Front vehicle	561690	male	Res32	Urea cmpt.	563764	female
Mo51	Front vehicle	561690	male	Res53.A	Condensor cmpt.	563590	female
Mo54	Service Cmpt	562474	male	RFF4 1	Slide out	564496	male
Mo56	Rear RH window	561477	female	RFF4 2	Slide out	564496	male
Mo58	Front LH window	561477	female	RS03 1	Slide out	564496	male
Mo65	Engine cmpt.	568089	male	RS03 2	Slide out	564496	male
Mo67	Engine cmpt.	568089	male	RSO1 1	Slide out	564496	male
Mo68	Engine cmpt.	568089	male	RSO1 2	Slide out	564496	male
Mo69	Engine cmpt.	568089	male	RSO2 1	Slide out	564496	male
Mo70	Engine cmpt.	568089	male	RSO2 2	Slide out	564496	male
Mo71	Engine cmpt.	568089	male	RSO4 1	Slide out	564496	male
Mo72	Engine cmpt.	568089	male	RSO4 2	Slide out	564496	male
Mo73	Engine cmpt.	568089	male	RSO4 3	Slide out	564496	male
MoFF4 1	FR RH slide out	562485	male	RSO4 4	Slide out	564496	male
MoSO1	Slide out	561967	male	Se11.A	Cond Cmpt	560082	female
MoSO2	Slide out	561967	male	Se11.B	Cond Cmpt	560082	female
MoSO3	Slide out	561967	male	Se11.C	Cond Cmpt	560082	female
MoSO4 1	Slide out	562350	male	Se13	Engine Cmpt	562350	male
MoSO4 2	Slide out	562350	male	Se14.A	Driver Area	561782	male
Pot1.A	Dash	560488	female	Se14.B	Driver Area	561781	female

## Connectors list

Connector ID	Location	Part no	Gender	Connector ID	Location	Part no	Gender
Se16.A	Front vehicle	562651	female	Se FF4 RrDn	Slide out	562477	male
Se16.B	Front vehicle	562651	female	Se FF4 RrUp	Slide out	562477	male
Se17.A	Front vehicle	562019	female	Se SO4 Fr	Slide out	562477	male
Se17.B	Front vehicle	562019	female	Se SO4 Rr	Slide out	562477	male
Se18	Service cmpt.	561566	female	SES01	Slide out	563159	female
Se19 P	Service Cmpt	563677	male	SES02 SES03	Slide out	562479	female
Se19 S	Service Cmpt	563677	male	SES05 SES06	Slide out	562479	female
Se20	Evap Cmpt	562426	male	SES07 SES08	Slide out	562479	female
Se21	Dash	561248	female	shell1 1641	Driver Area	562471	male
Se23	Engine Cmpt	563159	male	So7	Service Cmpt	561566	female
Se23A	Engine Cmpt.	563159	female	So8	Service cmpt.	641385	male
Se24	Evap Cmpt.	563758	female	So9	Engine cmpt.	560016	female
Se24A	Evap Cmpt.	563758	female	So11	Cond Cmpt	561566	female
Se25	Passenger Area	561248	female	So13	Evap Cmpt	563204	female
Se29	Engine Cmpt	561566	female	So21	Front Axle Cmpt	564046	female
Se30	Engine door	562877	female	So22	Front Axle Cmpt	564046	female
Se31	Engine door	562877	female	So23	Rear Axle Cmpt	564046	female
Se32	Rear Axle Cmpt	562426	male	So24	Rear Axle Cmpt	564046	female
Se33	Rear Axle Cmpt	562856	male	So27	Rear axle cmpt.	564045	female
Se34	Rear Axle Cmpt	562426	male	So28	Pneu plate	641385	male
Se35	Rear Axle Cmpt	562426	male	So29	Pneu plate	641385	male
Se36	Rear Axle Cmpt	562427	male	So30	Pneu plate	641385	male
Se37	Front Axle LH	641132	female	So31	Pneu plate	641385	male
Se38	Front Axle RH	641132	female	So32	Pneu plate	641385	male
Se39	Rear Axle LH	641132	female	So38	Dash	561566	female
Se40	Rear Axle LH	641132	female	So50	Rear axle cmpt.	564046	female
Se41	Cond. door	562877	female	So52	Rear axle cmpt.	564045	female
Se45	Service cmpt.	563409	male	SoSo1	Slide out	564045	female
Se46	Rear axle cmpt.	562348	female	SoSo2	Slide out	564045	female
Se49	Cond Cmpt.	562348	female	SoSo3	Slide out	564045	female
Se53	Service Cmpt	563159	female	SOSO4	Slide out	564045	female
Se54	Service Cmpt	563159	female	SoSo5	Slide out	564045	female
Se55	Service Cmpt	563159	female	SoSo6	Slide out	564045	female
Se60	Service Cmpt	563409	male	SoSo7	Slide out	564045	female
Se63	Rear axle cmpt.	641132	female	SoSo8	Slide out	564045	female
Se64	Rear axle cmpt.	641132	female	SoSo9	Slide out	564045	female
Se65	Dash	564042	female	SoSo10	Slide out	564045	female
Se66	FJB	564039	female	spBar4	Engine cmpt.	564135	male
Se67	Front axle cmpt.	563159	female	spBar5	Engine cmpt.	564135	male
Se69	Front axle cmpt.	563159	female	spBar6	Engine cmpt.	564135	male
Se100	WCL door	562479	female	spBar7	Engine cmpt.	564135	male
Se FF4 FrDn	Slide out	562477	male	spBar11	Engine cmpt.	564135	male
Se FF4 FrUp	Slide out	562477	male	spBar12	Engine cmpt.	564135	male

## Connectors list

Connector ID	Location	Part no	Gender	Connector ID	Location	Part no	Gender
spBar13	Engine cmpt.	564135	male	Sw48.A	Lugg Cmpt.	562485	male
spBar14	Engine cmpt.	564135	male	Sw48.B	Lugg Cmpt.	562486	female
spBar15	Engine cmpt.	564135	male	Sw49.A	Lugg Cmpt.	562485	male
spBar16	Engine cmpt.	564135	male	Sw49.B	Lugg Cmpt.	562486	female
spBar19	Condensor cmpt.	564135	male	Sw50.A	Lugg Cmpt.	562485	male
spBar20	Condensor cmpt.	564135	male	Sw50.B	Lugg Cmpt.	562486	female
spBar21	Condensor cmpt.	564135	male	Sw51.A	Lugg Cmpt.	562485	male
spBar22	Engine cmpt.	564135	male	Sw51.B	Lugg Cmpt.	562486	female
spBar23	Engine cmpt.	564135	male	Sw52.A	Lugg Cmpt.	562485	male
spBar24	Engine cmpt.	564135	male	Sw52.B	Lugg Cmpt.	562486	female
Sw1.C258	Driver Area	561188	female	Sw57	Parcel rack	563543	male
Sw1.C259	Driver Area	561186	male	Sw58	Engine Cmpt.	563135	male
Sw2	Dash	562763	male	Sw59	Engine cmpt.	563135	male
Sw3	Dash	562763	male	Sw63A	LH Console	562763	male
Sw4	Dash	562763	male	Sw64.A	LH Console	560815	female
Sw5	Dash	562763	male	Sw64.B	LH Console	560815	female
Sw6	Dash	562763	male	Sw82	RJB	563135	male
Sw14	Dash	562763	male	Sw83.A	Dash	560082	female
Sw16	Dash	562763	male	Sw83.B	Dash	560815	female
Sw17	Dash	562763	male	Sw83.C	Dash	560082	female
Sw18A	LH Console	562763	male	Sw83.D	Dash	560815	female
Sw20	Dash	562763	male	Sw85	LH Console	562749	male
Sw24	Dash	562763	male	Sw94.A	Parcel rack	562403	female
Sw31	WCL Upper door	563543	male	Sw94.B	Parcel rack	562403	female
Sw32.A	Lugg Cmpt.	562485	male	Sw99	Dash	562763	male
Sw32.B	Lugg Cmpt.	562486	female	Sw102	Dash	562763	male
Sw33.A	Lugg Cmpt.	562485	male	Sw103A	LH Console	562763	male
Sw33.B	Lugg Cmpt.	562486	female	Sw104	Dash	562763	male
Sw35	Console	562763	male	Sw107.A	LH Console	561457	female
Sw38	LH Console	562763	male	Sw107.B	LH Console	561457	female
Sw39.A	Lugg Cmpt.	562403	female	Sw107.C	LH Console	561457	female
Sw39.B	Lugg Cmpt.	562403	female	Sw107.D	LH Console	561457	female
Sw40	LH Console	561690	male	Sw107.E	LH Console	561457	female
Sw41	LH Console	562749	male	Sw107.F	LH Console	561457	female
Sw42	Lugg Cmpt	561636	female	Sw107.G	LH Console	561457	female
Sw44.A	Lugg Cmpt.	562403	female	Sw107.H	LH Console	561457	female
Sw44.B	Lugg Cmpt.	562403	female	Sw107.J	LH Console	561457	female
Sw45.A	Lugg Cmpt.	562485	male	Sw107.K	LH Console	561457	female
Sw45.B	Lugg Cmpt.	562486	female	Sw108	LH Console	562763	male
Sw46.A	Lugg Cmpt.	562485	male	Sw110.A	3rd Luggage door RH	560079	female
Sw46.B	Lugg Cmpt.	562486	female	Sw110.B	3rd Luggage door RH	560079	female
Sw47.A	Lugg Cmpt.	562485	male	Sw119	Dash	562763	male
Sw47.B	Lugg Cmpt.	562486	female	Sw122	Dash	562763	male

## Connectors list

Connector ID	Location	Part no	Gender	Connector ID	Location	Part no	Gender
Sw137	Dash	562763	male	VECT3	Rear vehicle	563718	male
Sw156	LH Console	562763	male	VECT3	Rear vehicle	mating 563718	female
Sw157	Dash	562763	male	VECT4	Rear vehicle	563714	male
Sw158	Dash	562763	male	VECT4	Rear vehicle	mating 563714	female
Sw166	RH Console	562763	male	Y80	Engine Cmpt	563789	male
SwSo1	FR LH Slide Out	561552	female	Y81	Cond Cmpt	563793	male
SwSo2	RR LH Slide Out	561552	female				
SwSo3	RR LH Slide Out	561552	female				
SwSo4	FR RH Slide Out	561552	female				
VECF1	FJB	563186	male				
VECF1	FJB	mating 563186	female				
VECF2	FJB	563183	male				
VECF2	FJB	mating 563183	female				
VECF3	FJB	563185	male				
VECF3	FJB	mating 563185	female				
VECF4	FJB	563182	male				
VECF4	FJB	mating 563182	female				
VECF9	FJB	563448	male				
VECF9	FJB	mating 563448	female				
VECF10	FJB	563181	male				
VECF10	FJB	mating 563181	female				
VECF11	FJB	563184	male				
VECF11	FJB	mating 563184	female				
VECF12	FJB	563187	male				
VECF12	FJB	mating 563187	female				
VECR1	RJB	563186	male				
VECR1	RJB	mating 563186	female				
VECR2	RJB	563183	male				
VECR2	RJB	mating 563183	female				
VECR3	RJB	563185	male				
VECR3	RJB	mating 563185	female				
VECR4	RJB	563182	male				
VECR4	RJB	mating 563182	female				
VECR9	RJB	563448	male				
VECR9	RJB	mating 563448	female				
VECR10	RJB	563181	male				
VECR10	RJB	mating 563181	female				
VECR11	RJB	563184	male				
VECR11	RJB	mating 563184	female				
VECR12	RJB	563187	male				
VECR12	RJB	mating 563187	female				
VECT2	Rear vehicle	563716	male				
VECT2	Rear vehicle	mating 563716	female				

# CONNECTORS LIST

No	Location	Part #	Gender	No	Location	Part #	Gender
A1	RJB	563975	male	A80	Parcelrack	562479	female
A2	FJB	563984	male	A81.JA	FJB	562767	male
A3	Dash	562363	male	A81.JB	FJB	562765	male
A4.A	Service_Cmpt	562428	female	A81.JC	FJB	562957	male
A4.B	Service_Cmpt	561188	female	A83	Parcelrack	565970	female
A5	Service_Cmpt	562428	female	A96	FJB	564073	female
A6	Engine_Cmpt	562427	male	A97	Dash	563226	male
A7	Rear_Axle_Cmpt	563979	male	A99	FJB	564205	male
A9.Cx1	FJB	564041	female	A100	Front_Axle_Cmpt	563758	female
A9.Cx2	FJB	563678	male	A101	Rear_RH_Axle_Cmpt	563758	female
A9.Cx3	FJB	564037	female	A102	Rear_RH_Axle_Cmpt	563758	female
A9.Cx4	FJB	564038	female	A103	Dash	562070	female
A14.A	Dash	562766	male	A106	LHConsole	565974	male
A14.B	Dash	562767	male	A114A	Dash	564252	male
A14.C	Dash	562765	male	A130	Driver_Area	563226	male
A15	Dash	562464	male	A131.A	Engine_Cmpt	561782	male
A18.J1	FJB	562794	male	A131.B	Engine_Cmpt	561781	female
A18.J2	FJB	562650	male	A137A	Condensercmpt.	20429843	male
A24.A	RH_Console	561890	male	A138	Cond_Cmpt	563787	male
A24.B	RH_Console	561566	female	A139	Dash	564501	male
A24.C	RH_Console	561889	female	AE41.J1	FJB	563679	male
A27	Service_Cmpt	562929	male	AE41.J2	FJB	564037	female
A28	Service_Cmpt	562928	male	AE41.J3	FJB	564004	male
A29	Dash	562464	male	AE42.J1	FJB	563679	male
A30.A	Dash	561611	male	AE42.J2	FJB	564037	female
A30.C	Dash	561566	female	AE42.J3	FJB	564004	male
A31.J1	Dash	562780	male	AE43.J1	FJB	563679	male
A31.J2	Dash	562842	male	AE43.J2	FJB	564037	male
A31.J3	Dash	562464	male	AE43.J3	FJB	565957	male
A31.J4	Dash	562465	male	AE44.J1	FJB	563679	male
A31.J5	Dash	563071	male	AE44.J2	FJB	564037	female
A32.A	Dash	561611	male	AE44.J3	FJB	565957	male
A32.C	Dash	561566	female	AE45.J1	FJB	563679	male
A34.J	Enginecmpt.	568118	male	AE45.J2	FJB	564037	female
A34.K	Enginecmpt.	564270	male	AE45.J3	FJB	565957	male
A34.L	Enginecmpt.	564269	male	AE46.J1	FJB	563679	male
A36.JA	FJB	562767	male	AE46.J2	FJB	564037	female
A36.JB	FJB	562765	male	AE46.J3	FJB	565957	male
A36.JC	FJB	562957	male	AE47.J1	RH_console	563679	male
A40.A	Enginecmpt.	561668	male	AE47.J2	RH_console	564037	female
A77	Parcelrack	564547	male	AE47.J3	RH_console	565957	male
A78	Parcelrack	562583	female	AE48.J1	RH_console	563679	male
A79	Parcelrack	562583	female	AE48.J2	RH_console	564037	female



# CONNECTORS LIST

No	Location	Part #	Gender	No	Location	Part #	Gender
AE48.J3	RH_console	565957	male	AltUR.A	Enginectmpt.	563746	female
AE49.J1	RJB	563679	male	AltUR.B	Enginectmpt.	560815	female
AE49.J2	RJB	564037	male	AltUR.C	Enginectmpt.	564469	female
AE49.J3	RJB	565957	male	B85	Engine_Cmpt	563815	male
AE50.J1	RJB	563679	male	B96	Engine_Cmpt	563821	male
AE50.J2	RJB	564037	male	B96B	Engine_Cmpt	563823	male
AE50.J3	RJB	565957	male	B97	Engine_Cmpt	563816	male
AE51.J1	RJB	563679	male	B98	Engine_Cmpt	563817	male
AE51.J2	RJB	564037	female	B115A	Enginectmpt.	564226	male
AE51.J3	RJB	565957	male	B142C	Enginectmpt.	563793	male
AE52.J1	RJB	563679	male	B310	Enginectmpt.	565967	male
AE52.J2	RJB	564037	female	C1	FJB	563589	male
AE52.J3	RJB	565957	male	C1	FJB	563590	female
AE54.J1	Evaporatorcmpt.	563679	male	C1S	FJB	563589	male
AE54.J2	Evaporatorcmpt.	564037	female	C1S	FJB	563590	female
AE54.J3	Evaporatorcmpt.	565957	male	C2	Service_Cmpt	563580	male
AE55.J1	Dash	563679	male	C2	Service_Cmpt	563581	female
AE55.J2	Dash	564037	female	C2A	FJB	563580	male
AE55.J3	Dash	564004	male	C2A	FJB	563581	female
AE56.J1	Dash	563679	male	C2B	FJB	564034	male
AE56.J2	Dash	564037	male	C2B	FJB	564035	female
AE56.J3	Dash	564004	male	C3_plug	RJB	563589	male
AE57.J1	WCLcmpt.	563679	male	C3_socket	RJB	563590	female
AE57.J2	WCLcmpt.	564037	male	C3S	RJB	563593	male
AE57.J3	WCLcmpt.	564004	male	C3S	RJB	563590	female
AE58.J1	Slideoutpanel	563679	male	C4	FJB	563580	male
AE58.J2	Slideoutpanel	564037	male	C4	FJB	563581	female
AE58.J3	Slideoutpanel	565957	male	C5	FJB	563589	male
AE59.J1	Slideoutpanel	563679	male	C5	FJB	563590	female
AE59.J2	Slideoutpanel	564037	female	C5S	FJB	563589	male
AE59.J3	Slideoutpanel	565957	male	C5S	FJB	563590	female
AE60.J1	Slideoutpanel	563679	male	C6	FJB	563582	male
AE60.J2	Slideoutpanel	564037	male	C6	FJB	563583	female
AE60.J3	Slideoutpanel	565957	male	C7	Dash	562581	male
AE61.J1	Slideoutpanel	563679	male	C7	Dash	562583	female
AE61.J2	Slideoutpanel	564037	male	C8	FJB	563227	male
AE61.J3	Slideoutpanel	565957	male	C8	FJB	563614	female
AltLL.A	Enginectmpt.	563746	female	C9	RJB	561986	male
AltLL.B	Enginectmpt.	560815	female	C9	RJB	561987	female
AltLL.C	Enginectmpt.	564469	female	C10	Enginedoor	562581	male
AltLR.A	enginectmpt.	563746	female	C10	Enginedoor	562583	female
AltLR.B	Enginectmpt.	560815	female	C11	Service_Cmpt	563580	male
AltLR.C	Enginectmpt.	564469	female	C11	Service_Cmpt	563581	female

# CONNECTORS LIST

No	Location	Part #	Gender	No	Location	Part #	Gender
C12	Engine_Cmpt	562581	male	C39A	Firesuppressioncmpt.	561781	female
C12	Engine_Cmpt	562583	female	C40	Dash	562485	male
C13_plug	RH_Console	563589	male	C40	Dash	562486	female
C13_socket	RH_Console	563590	female	C44_plug	FJB	561577	male
C13S	RH_Console	563589	male	C44_socket	FJB	561605	female
C13S	RH_Console	563590	female	C45	FJB	561643	male
C14	WCLSystem	561550	male	C45	FJB	561642	female
C14	WCLSystem	561667	female	C46	3rdlugg.cmpt.	562549	male
C14A	Frontvehicle	562581	male	C46	3rdlugg.cmpt.	562550	female
C14A	Frontvehicle	562583	female	C49	FJB	562005	male
C15A	Evapotatorcmpt.	568110	male	C49	FJB	561714	female
C15A	Evaporatotcmpt.	568109	female	C50	RJB	568110	male
C17	RJB	560195	male	C50	RJB	568109	female
C17	RJB	560169	female	C54	Enginecmpt.	563226	male
C18	FJB	561986	male	C54	Enginecmpt.	563613	female
C18	FJB	561987	female	C54A	Ureacmpt.	568110	male
C19	RJB	561986	male	C54A	Ureacmpt.	568109	female
C19	RJB	561987	female	C54B	EngineCmpt.	562477	male
C19A	RJB	561986	male	C54B	EngineCmpt.	562479	female
C19A	RJB	561987	female	C59	RJB	561643	male
C23	Evaporatorcmpt.	564034	male	C59	RJB	561642	female
C23	Evaporatorcmpt.	564035	female	C64	Enginecmpt.	568110	male
C24_plug	Evap_Cmpt	561690	male	C64	Enginecmpt.	568109	female
C24_socket	Evap_Cmpt	561566	female	C71	FJB	561646	male
C26	Ureacmpt.	563226	male	C71	FJB	561645	female
C26	Ureacmpt.	563613	female	C72	FJB	561646	male
C26A	Ureacmpt.	568110	male	C72	FJB	561645	female
C26A	Ureacmpt.	568109	female	C74	FJB	561645	female
C26B	Ureacmpt.	563227	male	C74	FJB	561646	male
C26B	Ureacmpt.	563614	female	C75	1st Lugg Cmpt	561515	male
C29	4rd_Lugg_Cmpt	563651	male	C75	1st Lugg Cmpt	561552	female
C29	3rd_Lugg_Cmpt	563652	female	C76	1st Lugg Cmpt	561515	male
C30	3rd_Lugg_Cmpt	561710	male	C76	1st Lugg Cmpt	561552	female
C30	3rd_Lugg_Cmpt	561709	female	C77	2nd Lugg Cmpt	561515	male
C32W	Parcel rack	561734	male	C77	2nd Lugg Cmpt	561552	female
C32W	Parcel rack	561735	female	C78	2nd Lugg Cmpt	561515	male
C33	WCLcmpt.	564034	male	C78	2nd Lugg Cmpt	561552	female
C33	WCLcmpt.	564035	female	C79	3rd Lugg Cmpt	561515	male
C34	RH_Console	561986	male	C79	3rd Lugg Cmpt	561552	female
C34	RH_Console	561987	female	C80	3rd Lugg Cmpt	561515	male
C36	FJB	561986	male	C80	3rd Lugg Cmpt	561552	female
C36	FJB	561987	female	C81	4th LH Lugg Cmpt	561515	male
C39A	Firesuppressioncmpt.	561782	male	C81	4th LH Lugg Cmpt	561552	female

# CONNECTORS LIST

No	Location	Part #	Gender	No	Location	Part #	Gender
C82	4th RH Lugg Cmpt	561515	male	C152	Cond_Cmpt	561610	female
C82	4th RH Lugg Cmpt	561552	female	C170	LH_Console	561637	male
C83	5th LH Lugg Cmpt	561515	male	C170	LH_Console	561636	female
C83	5th LH Lugg Cmpt	561552	female	C171	LH_Console	561646	male
C84	5th RH Lugg Cmpt	561515	male	C171	LH_Console	561645	female
C84	5th RH Lugg Cmpt	561552	female	C172	LHConsole	561637	male
C87	Rearvehicule	563618	male	C172	LHConsole	561635	female
C87	Rearvehicule	563616	female	C193_plug	RJB	563589	male
C88	WCLCmpt.	563226	male	C193_socket	RJB	563590	female
C88	WCLCmpt.	563613	female	C194	FJB	563589	male
C89	Rearvehicule	561581	male	C194	FJB	563590	female
C89	Rearvehicule	561582	female	C195	Dash	563347	male
C91	RJB	562285	male	C195	Dash	560489	female
C91	RJB	562282	female	C200	FJB	561607	male
C94_plug	FJB	563589	male	C200	FJB	561606	female
C94_socket	FJB	563590	female	C222	FJB	562477	male
C96	FJB	561646	male	C222	FJB	562479	female
C96	FJB	561645	female	C223	FJB	563227	male
C97	FJB	561643	male	C223	FJB	563614	female
C97	FJB	561642	female	C224	FJB	561637	male
C99	Rearvehicule	562581	male	C224	FJB	561636	female
C99	Rearvehicule	562583	female	C225	FJB	562650	male
C100	Evaporatorcmpt.	562477	male	C225	FJB	562649	female
C100	Evaporatorcmpt.	562479	female	C226	FJB	562650	male
C100S	EvaporatorCmpt.	562477	male	C226	FJB	562649	female
C100S	EvaporatorCmpt.	562479	female	C228	CondensorCmpt.	562477	male
C101	Service_Cmpt	561690	male	C228	CondensorCmpt.	562479	female
C101	Service_Cmpt	561566	female	C266	Dash	561640	male
C105_plug	FJB	562581	male	C266	Dash	561639	female
C105_socket	FJB	562583	female	C279	Service_Cmpt	562477	male
C106_plug	FJB	562581	male	C279	Service_Cmpt	562479	female
C106_socket	FJB	562583	female	C380A	Dash	564222	male
C110	Dash	568110	male	C380A	Dash	564224	female
C110	Dash	568109	female	C397	RJB	562285	male
C119A	Enginedoor	568110	male	C397	RJB	562282	female
C119A	Enginedoor	568109	female	C463	Rearaxlecmpt.	568111	male
C131A	Engine_Cmpt	561782	male	C463	Rearaxlecmpt.	568112	female
C131A	Engine_Cmpt	561781	female	C464A	Dash	564222	male
C131B	Engine_Cmpt	561782	male	C464A	Dash	564224	female
C131B	Engine_Cmpt	561781	female	C550	Rearrightwindow	561476	male
C133	Dash	561734	male	C550	Rearrightwindow	561477	female
C133	Dash	561735	female	C551	3rdLuggageCmpt.	561476	male
C152	Cond_Cmpt	561611	male	C551	3rdLuggageCmpt.	561477	female

# CONNECTORS LIST

No	Location	Part #	Gender	No	Location	Part #	Gender
C552	2ndLuggageCmpt.	561476	male	CSo5	SlideOutElectCmpt.	564034	male
C552	2ndLuggageCmpt.	561477	female	CSo5	SlideOutElectCmpt.	564035	female
C553	1stLuggageCmpt.	561476	male	CSo7	SlideOutElectCmpt.	562581	male
C553	1stLuggageCmpt.	561477	female	CSo7	SlideOutElectCmpt.	562583	female
C554	Frontrightwindow	561476	male	CSo8	SlideOutElectCmpt.	562581	male
C554	Frontrightwindow	561477	female	CSo8	SlideOutElectCmpt.	562583	female
C555	Frontleftwindow	561476	male	CSo9	SlideOutElectCmpt.	562581	male
C555	Frontleftwindow	561477	female	CSo9	SlideOutElectCmpt.	562583	female
C556	Rearleftwindow	561476	male	CT_In	EngineCmpt.	563582	male
C556	Rearleftwindow	561477	female	CT_In	EngineCmpt.	563583	female
C557	1stLuggageCmpt.	561476	male	CT_Out	Enginecmpt.	560478	female
C557	1stluggageCmpt.	561477	female	EI	Enginecmpt.	563739	male
C558	2ndLuggageCmpt.	561476	male	L10	Dash	561247	male
C558	2ndLuggageCmpt.	561477	female	L16.A	Frontroof	562615	female
C559	3rdLuggageCmpt.	561476	male	L16.B	Frontroof	562615	female
C559	3rdLuggageCmpt.	561477	female	L17.A	FJB	562615	female
C617	Mirror_LH	563801	male	L17.B	FJB	562615	female
C617	Mirror_LH	563800	female	L18	Entracedoor	562549	male
C618	Mirror_RH	563801	male	L19	Entracedoor	562549	male
C618	Mirror_RH	563800	female	L21	Frontroof	562486	female
C_ALT	Enginecmpt.	562581	male	L22	Frontroof	562486	female
C_ALT	Enginecmpt.	562583	female	L23	frontroof	562486	female
C_ALT3	Enginecmpt.	562477	male	L24	Frontroof	562486	female
C_ALT3	Enginecmpt.	562479	female	L25	Frontroof	562486	female
C_BCAM	Rearvehicule	561581	male	L26	Frontroof	562486	female
C_Mo9	Evap_Cmpt	561577	male	L27	Frontroof	562486	female
C_Mo9	Evap_Cmpt	561605	female	L63	Front_Side_LH	562155	male
C_Se51	Driver seat	563589	male	L64	Outside_Front_RH	562155	male
C_Se51	Driver seat	563590	female	L65	Outside_Front_LH	562155	male
CCust	Parcel_Rack_Fr_WCL	562477	male	L66	Out_Side_Front_LH	562155	male
CCust	RJB	562479	female	L67	4th_Lugg_Cmpt	562155	male
CFF4_1	SlideOutElectCmpt.	561986	male	L68	4th_Lugg_Cmpt	562155	male
CFF4_1	SlideOutElectCmpt.	561987	female	L69	4th_Lugg_Cmpt	562155	male
CFF4_2	SlideOutElectCmpt.	561986	male	L70	4th_Lugg_Cmpt	562155	male
CFF4_2	SlideOutElectCmpt.	561987	female	L72	Rear_Vehicle	562155	male
Clnt1	FJB	563227	male	L74	Rearvehicle	562155	male
Clnt1	FJB	563614	female	L75	Rearenginedoor	562155	male
Clnt2	FJB	563226	male	L76	Rearvehicle	562155	male
Clnt2	FJB	563613	female	L81.A	Rear_Vehicle	562835	female
CSo1	SlideOutElectCmpt.	563226	male	L81.B	Rear_Vehicle	562834	male
CSo1	SlideOutElectCmpt.	563613	female	L82A	Rearvehicule	562348	female
CSo2	SlideOutElectCmpt.	561643	male	L83A	Rearvehicule	562348	female
CSo2	SlideOutElectCmpt.	561641	female	L84	DPFDoor	562486	female

# CONNECTORS LIST

No	Location	Part #	Gender	No	Location	Part #	Gender
L85	DPFDoor	562486	female	L195.B	Dash	560488	female
L86	DPFDoor	562486	female	L199	Enginectmpt.	562848	male
L87	Rearroof	562486	female	L203	RH_Console	561690	male
L88	Rearroof	562486	female	L204	Parcel_Rack_RH	562803	male
L89	Rearroof	562486	female	L205	Enginectmpt.	562485	male
L90	Rearroof	562486	female	L206	Parcel_Rack_RH	562803	male
L93.A	Rearvehicle	563069	female	L211	Entracedoor	562549	male
L93.B	Rearvehicle	563069	female	L282	Engine_Cmpt	561690	male
L94.A	Rearvehicle	563069	female	L285.A	Rear_Vehicle	562835	female
L94.B	Rearvehicle	563069	female	L285.B	Rear_Vehicle	562834	male
L95	Frontvehicle	562485	male	L286.A	Rear_Vehicle	562835	female
L95A	Frontvehicle	562485	male	L286.B	Rear_Vehicle	562834	male
L96	Frontvehicle	562485	male	L290	EngineCmpt.	562565	female
L96A	Frontvehicle	562485	male	L291	EngineCmpt.	562565	female
L97.A	Outside_Front_LH	563069	female	L298A	Enginectmpt.	563590	female
L97.B	Outside_Front_LH	563069	female	L306	RJBcmpt.	561247	male
L98.A	Entrance_Door	563069	female	L314	Frontvehicle	562789	male
L98.B	Outside_Front_RH	563069	female	L315	Frontvehicle	562789	male
L120	Frontvehicle	562237	female	L319	WCLunderplatform	561247	male
L170	4thLuggCmpt.	561247	male	L350A.A	Rearaxlecmpt.	564552	male
L171	4thLuggCmpt.	561247	male	L350A.B	Rearaxlecmpt.	563340	male
L173	Parcelrack	563590	female	L350A.C	Rearaxlecmpt.	562251	male
L174A	Parcelrack	563590	female	Mo3	Dash	561667	female
L175	EngineCmpt.	563590	female	Mo4	Dash	562076	male
L176	5th_Lugg_Cmpt	561247	male	Mo7	Cond_Cmpt	563691	male
L177	5th_Lugg_Cmpt	561247	male	Mo8	Cond_Cmpt	563691	male
L178	3rdLuggCmpt.	561247	male	Mo10	FrontRHwindow	561477	female
L179	3rdLuggCmpt.	561247	male	Mo11	CondensorCmpt.	568089	male
L180	2nd_Lugg_Cmpt	561247	male	Mo12	Engine_Cmpt	561690	male
L181	2nd_Lugg_Cmpt	561247	male	Mo15	Front_Ceiling	560900	female
L182	1st_Lugg_Cmpt	561247	male	Mo16	Front_Ceiling	560900	female
L183	1st_Lugg_Cmpt	561247	male	Mo17	RH_Console	563626	male
L184	Servicecmpt.	561247	male	Mo18	Frontroof	562474	male
L185.A	Servicecmpt.	561539	male	Mo19	Fr_Service_Door	562474	male
L185.B	Servicecmpt.	561539	male	Mo20	Fr_Service_Door	562474	male
L186.A	Dash	561539	male	Mo21	Frontroof	561186	male
L186.B	Dash	561539	male	Mo22	RH_Console	561186	male
L187	Engine_Cmpt	561690	male	Mo23	Entracedoor	564161	male
L193.A	Dash	560488	female	Mo24	RH_Console	562348	female
L193.B	Dash	560488	female	Mo25	RH_Console	562348	female
L194.A	Dash	562019	female	Mo26	Entracedoor	564161	male
L194.B	Dash	560488	female	Mo27	Cond_Cmpt	563691	male
L195.A	Dash	560488	female	Mo28	Cond_Cmpt	563691	male

# CONNECTORS LIST

No	Location	Part #	Gender	No	Location	Part #	Gender
Mo29	RJB	561248	female	R38	FJB	564496	male
Mo30	1stLuggCmpt.LH	564161	male	R47	Parcelrack	564496	male
Mo31	1stLuggCmpt.RH	564161	male	Res3.A	RJB	563590	female
Mo33	2ndLuggCmpt.RH	564161	male	Res4	FJB	563590	female
Mo35	3rdLuggCmpt.RH	564161	male	Res6	FJB	563590	female
Mo37	4thLuggCmpt.RH	564161	male	Res7	Frontvehicule	563590	female
Mo39	5thLuggCmpt.RH	564161	male	Res15	Engine_Cmpt	561782	male
Mo40	FrontLHwindow	561477	female	Res19	Dash	563590	female
Mo44	RearLHwindow	561477	female	Res20	Frontvehicule	563590	female
Mo50	Frontvehicle	561690	male	Res31	Ureacmpt.	562350	male
Mo51	Frontvehicle	561690	male	Res32	Ureacmpt.	563764	female
Mo54	Service_Cmpt	562474	male	Res53	Dash	563590	female
Mo56	RearRHwindow	561477	female	Res99	Dash	563590	female
Mo58	FrontLHwindow	561477	female	RFF4_1	Slideout	564496	male
Mo65	Enginecmpt.	568089	male	RFF4_2	Slideout	564496	male
Mo67	Enginecmpt.	568089	male	RS03_1	Slideout	564496	male
Mo68	Enginecmpt.	568089	male	RS03_2	Slideout	564496	male
Mo69	Enginecmpt.	568089	male	RSO1_1	Slideout	564496	male
Mo70	Enginecmpt.	568089	male	RSO1_2	Slideout	564496	male
Mo71	Enginecmpt.	568089	male	RSO2_1	Slideout	564496	male
Mo72	Enginecmpt.	568089	male	RSO2_2	Slideout	564496	male
Mo73	Enginecmpt.	568089	male	RSO4_1	Slideout	564496	male
MoFF4_1	FRRHslideout	562485	male	RSO4_2	Slideout	564496	male
MoSo1	Slideout	562350	male	RSO4_3	Slideout	564496	male
MoSo2	Slideout	562350	male	RSO4_4	Slideout	564496	male
MoSO3	Slideout	562350	male	Se2	Service_Cmpt	561566	female
MoSO4_1	Slideout	562350	male	Se11.A	Cond_Cmpt	560082	female
MoSO4_2	Slideout	562350	male	Se11.B	Cond_Cmpt	560082	female
Pot1.A	Dash	560488	female	Se11.C	Cond_Cmpt	560082	female
Pot1.B	Dash	560488	female	Se13	Engine_Cmpt	562350	male
Pot1.C	Dash	560488	female	Se14.A	Driver_Area	561782	male
R3	RJB	563409	male	Se14.B	Driver_Area	561781	female
R6	Frontvehicle	564496	male	Se16.A	Frontvehicle	562651	female
R7	Frontvehicle	564496	male	Se16.B	Frontvehicle	562651	female
R12	Evap_Cmpt	563409	male	Se17.A	Frontvehicle	562019	female
R21	FJB	560525	male	Se17.B	Frontvehicle	562019	female
R27	Dash	564496	male	Se18	Servicecmpt.	561566	female
R28	FJB	564496	male	Se19_P	Service_Cmpt	563677	male
R29	RJB	563409	male	Se19_S	Service_Cmpt	563677	male
R30	FJB	564496	male	Se20	Evap_Cmpt	562426	male
R34	RJB	564210	male	Se21	Dash	561248	female
R36	Dash	564496	male	Se23	Engine_Cmpt	563159	male
R37	Dash	564496	male	Se23A	EngineCmpt.	563159	female

# CONNECTORS LIST

No	Location	Part #	Gender	No	Location	Part #	Gender
Se24	EvapCmpt.	563758	female	shell1_1641	Driver_Area	562471	male
Se24A	EvapCmpt.	563758	female	So7	Service_Cmpt	561566	female
Se25	Passenger_Area	561248	female	So8	Servicecmpt.	641385	male
Se29	Engine_Cmpt	561566	female	So9	Enginecmpt.	560016	female
Se30	Enginedoor	562877	female	So11	Cond_Cmpt	561566	female
Se31	Enginedoor	562877	female	So13	Evap_Cmpt	563204	female
Se32	Rear_Axle_Cmpt	562426	male	So17	Pneuplate	562848	male
Se33	Rear_Axle_Cmpt	562856	male	So21	Front_Axle_Cmpt	564046	female
Se34	Rear_Axle_Cmpt	562426	male	So22	Front_Axle_Cmpt	564046	female
Se35	Rear_Axle_Cmpt	562426	male	So23	Rear_Axle_Cmpt	564046	female
Se36	Rear_Axle_Cmpt	562427	male	So24	Rear_Axle_Cmpt	564046	female
Se37	Front_Axle_LH	641132	female	So27	Rearaxlecmpt.	564045	female
Se38	Front_Axle_RH	641132	female	So28	Pneuplate	641385	male
Se39	Rear_Axle_LH	641132	female	So29	Pneuplate	641385	male
Se40	Rear_Axle_LH	641132	female	So30	Pneuplate	641385	male
Se41	Cond.door	562877	female	So31	Pneuplate	641385	male
Se45	Servicecmpt.	563409	male	So32	Pneuplate	641385	male
Se46	Rearaxlecmpt.	562348	female	So38	Dash	561566	female
Se49	CondCmpt.	562348	female	So50	Rearaxlecmpt.	564046	female
Se51	Driver seat	563589	male	So52	Rearaxlecmpt.	564045	female
Se53	Service_Cmpt	563159	female	SoSo1	Slideout	564045	female
Se54	Service_Cmpt	563159	female	SoSo2	Slideout	564045	female
Se55	Service_Cmpt	563159	female	SoSo3	Slideout	564045	female
Se56	WCLdoor	562479	female	SOSO4	Slideout	564045	female
Se60	Service_Cmpt	563409	male	SoSo5	Slideout	564045	female
Se63	Rearaxlecmpt.	641132	female	SoSo6	Slideout	564045	female
Se64	Rearaxlecmpt.	641132	female	SoSo7	Slideout	564045	female
Se65	Dash	564042	female	SoSo8	Slideout	564045	female
Se66	FJB	564039	female	SoSo9	Slideout	564045	female
Se67	Frontaxlecmpt.	563159	female	SoSo10	Slideout	564045	female
Se69	Frontaxlecmpt.	563159	female	spBar4	Enginecmpt.	564135	male
Se94	WCLdoor	562877	female	spBar5	Enginecmpt.	564135	male
Se100	WCLdoor	562479	female	spBar6	Enginecmpt.	564135	male
Se_FF4_FrDn	Slideout	562477	male	spBar7	Enginecmpt.	564135	male
Se_FF4_FrUp	Slideout	562477	male	spBar11	Enginecmpt.	564135	male
Se_FF4_RrDn	Slideout	562477	male	spBar12	Enginecmpt.	564135	male
Se_FF4_RrUp	Slideout	562477	male	spBar13	Enginecmpt.	564135	male
Se_SO4_Fr	Slideout	562477	male	spBar14	Enginecmpt.	564135	male
Se_SO4_Rr	Slideout	562477	male	spBar15	Enginecmpt.	564135	male
SESO1	Slideout	563159	female	spBar16	Enginecmpt.	564135	male
SESO2_SESO3	Slideout	562479	female	spBar19	Condensorcmt.	564135	male
SESO5_SESO6	Slideout	562479	female	spBar20	Condensorcmt.	564135	male
SESO7_SESO8	WCLdoor	562479	female	spBar21	Condensorcmt.	564135	male

# CONNECTORS LIST

No	Location	Part #	Gender	No	Location	Part #	Gender
spBar22	Enginecmt.	564135	male	Sw52.A	LuggCmpt.	562485	male
spBar23	Enginecmt.	564135	male	Sw52.B	LuggCmpt.	562486	female
spBar24	Enginecmt.	564135	male	Sw58	EngineCmpt.	563135	male
Sw1.C258	Driver_Area	561188	female	Sw59	Enginecmt.	563135	male
Sw1.C259	Driver_Area	561186	male	Sw63A	LHConsole	562763	male
Sw2	Dash	562763	male	Sw64.A	LHConsole	560815	female
Sw3	Dash	562763	male	Sw64.B	LHConsole	560815	female
Sw4	Dash	562763	male	Sw82	RJB	563135	male
Sw5	Dash	562763	male	Sw83.A	Dash	560082	female
Sw6	Dash	562763	male	Sw83.B	Dash	560815	female
Sw14	Dash	562763	male	Sw83.C	Dash	560082	female
Sw16	Dash	562763	male	Sw83.D	Dash	560815	female
Sw17	Dash	562763	male	Sw85	LH_Console	562749	male
Sw18A	LHConsole	562763	male	Sw99	Dash	562763	male
Sw20	Dash	562763	male	Sw102	Dash	562763	male
Sw24	Dash	562763	male	Sw103A	LHConsole	562763	male
Sw32.A	LuggCmpt.	562485	male	Sw104	Dash	562763	male
Sw32.B	LuggCmpt.	562486	female	Sw107.A	LHConsole	561457	female
Sw33.A	LuggCmpt.	562485	male	Sw107.B	LHConsole	561457	female
Sw33.B	LuggCmpt.	562486	female	Sw107.C	LHConsole	561457	female
Sw35	Console	562763	male	Sw107.D	LHConsole	561457	female
Sw38	LH_Console	562763	male	Sw107.E	LHConsole	561457	female
Sw39.A	LuggCmpt.	562403	female	Sw107.F	LHConsole	561457	female
Sw39.B	LuggCmpt.	562403	female	Sw107.G	LHConsole	561457	female
Sw40	LH_Console	561690	male	Sw107.H	LHConsole	561457	female
Sw41	LH_Console	562749	male	Sw107.J	LHConsole	561457	female
Sw42	Lugg_Cmpt	561636	female	Sw107.K	LHConsole	561457	female
Sw44.A	LuggCmpt.	562403	female	Sw108	LHConsole	562763	male
Sw44.B	LuggCmpt.	562403	female	Sw110.A	3rdLuggagedoorRH	560079	female
Sw45.A	LuggCmpt.	562485	male	Sw110.B	3rdLuggagedoorRH	560079	female
Sw45.B	LuggCmpt.	562486	female	Sw114.A	1thRHLuggCmpt	560079	female
Sw46.A	LuggCmpt.	562485	male	Sw114.B	1thRHLuggCmpt	560079	female
Sw46.B	LuggCmpt.	562486	female	Sw115.A	4thLHLuggCmpt	560079	female
Sw47.A	LuggCmpt.	562485	male	Sw115.B	4thLHLuggCmpt	560079	female
Sw47.B	LuggCmpt.	562486	female	Sw116.A	4thRHLuggCmpt	560079	female
Sw48.A	LuggCmpt.	562485	male	Sw116.B	4thRHLuggCmpt	560079	female
Sw48.B	LuggCmpt.	562486	female	Sw119	Dash	562763	male
Sw49.A	LuggCmpt.	562485	male	Sw122	Dash	562763	male
Sw49.B	LuggCmpt.	562486	female	Sw137	Dash	562763	male
Sw50.A	LuggCmpt.	562485	male	Sw156	LHConsole	562763	male
Sw50.B	LuggCmpt.	562486	female	Sw157	Dash	562763	male
Sw51.A	LuggCmpt.	562485	male	Sw158	Dash	562763	male
Sw51.B	LuggCmpt.	562486	female	Sw166	RHConsole	562763	male



# CONNECTORS LIST

No	Location	Part #	Gender				
SwSo1	FRLHSlideOut	561552	female				
SwSo2	RRLHSlideOut	561552	female				
SwSo3	RRLHSlideOut	561552	female				
SwSo4	FRRHSlideOut	561552	female				
VECF1	FJB	563186	male				
VECF2	FJB	563183	male				
VECF3	FJB	563185	male				
VECF4	FJB	563182	male				
VECF9	FJB	563448	male				
VECF10	FJB	563181	male				
VECF11	FJB	563184	male				
VECF12	FJB	563187	male				
VECR1	RJB	563186	male				
VECR2	RJB	563183	male				
VECR3	RJB	563185	male				
VECR4	RJB	563182	male				
VECR9	RJB	563448	male				
VECR10	RJB	563181	male				
VECR11	RJB	563184	male				
VECR12	RJB	563187	male				
VECT2	Rearvehicle	563716	male				
VECT3	Rearvehicle	563718	male				
VECT4	Rearvehicle	563714	male				
Y80	Engine_Cmpt	563789	male				
Y81	Cond_Cmpt	563793	male				

# CONNECTORS LIST

No	Location	Part #	Gender	No	Location	Part #	Gender
A1	RJB	563975	male	A77	Parcelrack	564547	male
A2	FJB	563984	male	A78	Parcelrack	562583	female
A3	Dash	562363	male	A79	Parcelrack	562583	female
A4.A	Service_Cmpt	562428	female	A80	Parcelrack	562479	female
A4.B	Service_Cmpt	561188	female	A81.JA	FJB	562767	male
A5	Service_Cmpt	562428	female	A81.JB	FJB	562765	male
A6	Engine_Cmpt	562427	male	A81.JC	FJB	562957	male
A7	Rear_Axle_Cmpt	563979	male	A83	Parcelrack	565970	female
A9.Cx1	FJB	564041	female	A96	FJB	564073	female
A9.Cx2	FJB	563678	male	A97	Dash	563226	male
A9.Cx3	FJB	564037	female	A100	Front_Axle_Cmpt	563758	female
A9.Cx4	FJB	564038	female	A101	Rear_RH_Axle_Cmpt	563758	female
A14.A	Dash	562766	male	A102	Rear_RH_Axle_Cmpt	563758	female
A14.B	Dash	562767	male	A103	Dash	562070	female
A14.C	Dash	562765	male	A106	LHConsole	565974	male
A15	Dash	562464	male	A114A	Dash	564252	male
A18.J1	FJB	562794	male	A130	Driver_Area	563226	male
A18.J2	FJB	562650	male	A131.A	Engine_Cmpt	561782	male
A24.A	RH_Console	561890	male	A131.B	Engine_Cmpt	561781	female
A24.B	RH_Console	561566	female	A137A	Condensercmpt.	20429843	male
A24.C	RH_Console	561889	female	A138	Cond_Cmpt	563787	male
A27	Service_Cmpt	562929	male	A139	Dash	564501	male
A28	Service_Cmpt	562928	male	AE41.J1	FJB	563679	male
A29	Dash	562464	male	AE41.J2	FJB	564037	female
A30.A	Dash	561611	male	AE41.J3	FJB	564004	male
A30.C	Dash	561566	female	AE42.J1	FJB	563679	male
A31.J1	Dash	562780	male	AE42.J2	FJB	564037	female
A31.J2	Dash	562842	male	AE42.J3	FJB	564004	male
A31.J3	Dash	562464	male	AE43.J1	FJB	563679	male
A31.J4	Dash	562465	male	AE43.J2	FJB	564037	male
A31.J5	Dash	563071	male	AE43.J3	FJB	565957	male
A32.A	Dash	561611	male	AE44.J1	FJB	563679	male
A32.C	Dash	561566	female	AE44.J2	FJB	564037	female
A34.J	Enginecmpt.	568118	male	AE44.J3	FJB	565957	male
A34.K	Enginecmpt.	564270	male	AE45.J1	FJB	563679	male
A34.L	Enginecmpt.	564269	male	AE45.J2	FJB	564037	female
A36.JA	FJB	562767	male	AE45.J3	FJB	565957	male
A36.JB	FJB	562765	male	AE46.J1	FJB	563679	male
A36.JC	FJB	562957	male	AE46.J2	FJB	564037	female

# CONNECTORS LIST

No	Location	Part #	Gender	No	Location	Part #	Gender
AE46.J3	FJB	565957	male	AE60.J3	Slideoutpanel	565957	male
AE47.J1	RH_console	563679	male	AE61.J1	Slideoutpanel	563679	male
AE47.J2	RH_console	564037	female	AE61.J2	Slideoutpanel	564037	male
AE47.J3	RH_console	565957	male	AE61.J3	Slideoutpanel	565957	male
AE48.J1	RH_console	563679	male	AltLL.A	Enginectmpt.	563746	female
AE48.J2	RH_console	564037	female	AltLL.B	Enginectmpt.	560815	female
AE48.J3	RH_console	565957	male	AltLL.C	Enginectmpt.	564469	female
AE49.J1	RJB	563679	male	AltLR.A	enginectmpt.	563746	female
AE49.J2	RJB	564037	male	AltLR.B	Enginectmpt.	560815	female
AE49.J3	RJB	565957	male	AltLR.C	Enginectmpt.	564469	female
AE50.J1	RJB	563679	male	AltUR.A	Enginectmpt.	563746	female
AE50.J2	RJB	564037	male	AltUR.B	Enginectmpt.	560815	female
AE50.J3	RJB	565957	male	AltUR.C	Enginectmpt.	564469	female
AE51.J1	RJB	563679	male	B85	Engine_Cmpt	563815	male
AE51.J2	RJB	564037	female	B96	Engine_Cmpt	563821	male
AE51.J3	RJB	565957	male	B96B	Engine_Cmpt	563823	male
AE52.J1	RJB	563679	male	B97	Engine_Cmpt	563816	male
AE52.J2	RJB	564037	female	B98	Engine_Cmpt	563817	male
AE52.J3	RJB	565957	male	B115A	Enginectmpt.	564226	male
AE54.J1	Evaporatorcmpt.	563679	male	B142C	Enginectmpt.	563793	male
AE54.J2	Evaporatorcmpt.	564037	female	B310	Enginectmpt.	565967	male
AE54.J3	Evaporatorcmpt.	565957	male	C1	FJB	563589	male
AE55.J1	Dash	563679	male	C1	FJB	563590	female
AE55.J2	Dash	564037	female	C1S	FJB	563589	male
AE55.J3	Dash	564004	male	C1S	FJB	563590	female
AE56.J1	Dash	563679	male	C2	Service_Cmpt	563580	male
AE56.J2	Dash	564037	male	C2	Service_Cmpt	563581	female
AE56.J3	Dash	564004	male	C2A	FJB	563580	male
AE57.J1	WCLcmpt.	563679	male	C2A	FJB	563581	female
AE57.J2	WCLcmpt.	564037	male	C2B	FJB	564034	male
AE57.J3	WCLcmpt.	564004	male	C2B	FJB	564035	female
AE58.J1	Slideoutpanel	563679	male	C3_plug	RJB	563589	male
AE58.J2	Slideoutpanel	564037	male	C3_socket	RJB	563590	female
AE58.J3	Slideoutpanel	565957	male	C3S	RJB	563593	male
AE59.J1	Slideoutpanel	563679	male	C3S	RJB	563590	female
AE59.J2	Slideoutpanel	564037	female	C4	FJB	563580	male
AE59.J3	Slideoutpanel	565957	male	C4	FJB	563581	female
AE60.J1	Slideoutpanel	563679	male	C5	FJB	563589	male
AE60.J2	Slideoutpanel	564037	male	C5	FJB	563590	female

# CONNECTORS LIST

No	Location	Part #	Gender	No	Location	Part #	Gender
C5S	FJB	563589	male	C26	Ureacmpt.	563613	female
C5S	FJB	563590	female	C26A	Ureacmpt.	568110	male
C6	FJB	563582	male	C26A	Ureacmpt.	568109	female
C6	FJB	563583	female	C26B	Ureacmpt.	563227	male
C7	Dash	562581	male	C26B	Ureacmpt.	563614	female
C7	Dash	562583	female	C29	4rd_Lugg_Cmpt	563651	male
C8	FJB	563227	male	C29	3rd_Lugg_Cmpt	563652	female
C8	FJB	563614	female	C30	3rd_Lugg_Cmpt	561710	male
C9	RJB	561986	male	C30	3rd_Lugg_Cmpt	561709	female
C9	RJB	561987	female	C32W	parcel rack	561734	male
C10	Enginedoor	562581	male	C32W	parcel rack	561735	female
C10	Enginedoor	562583	female	C33	WCLcmpt.	564034	male
C11	Service_Cmpt	563580	male	C33	WCLcmpt.	564035	female
C11	Service_Cmpt	563581	female	C34	RH_Console	561986	male
C12	Engine_Cmpt	562581	male	C34	RH_Console	561987	female
C12	Engine_Cmpt	562583	female	C36	FJB	561986	male
C13_plug	RH_Console	563589	male	C36	FJB	561987	female
C13_socket	RH_Console	563590	female	C39A	Firesuppressioncmpt.	561782	male
C13S	RH_Console	563589	male	C39A	Firesuppressioncmpt.	561781	female
C13S	RH_Console	563590	female	C40	Dash	562485	male
C14	WCLSystem	561550	male	C40	Dash	562486	female
C14	WCLSystem	561667	female	C44_plug	FJB	561577	male
C14A	Frontvehicle	562581	male	C44_socket	FJB	561605	female
C14A	Frontvehicle	562583	female	C45	FJB	561643	male
C15A	Evapotatorcmpt.	568110	male	C45	FJB	561642	female
C15A	Evaporatotcmpt.	568109	female	C46	3rdlugg.cmpt.	562549	male
C17	RJB	560195	male	C46	3rdlugg.cmpt.	562550	female
C17	RJB	560169	female	C49	FJB	562005	male
C18	FJB	561986	male	C49	FJB	561714	female
C18	FJB	561987	female	C50	RJB	568110	male
C19	RJB	561986	male	C50	RJB	568109	female
C19	RJB	561987	female	C54	Enginecmpt.	563226	male
C19A	RJB	561986	male	C54	Enginecmpt.	563613	female
C19A	RJB	561987	female	C54A	Ureacmpt.	568110	male
C23	Evaporatorcmpt.	564034	male	C54A	Ureacmpt.	568109	female
C23	Evaporatorcmpt.	564035	female	C54B	EngineCmpt.	562477	male
C24_plug	Evap_Cmpt	561690	male	C54B	EngineCmpt.	562479	female
C24_socket	Evap_Cmpt	561566	female	C59	RJB	561643	male
C26	Ureacmpt.	563226	male	C59	RJB	561642	female

# CONNECTORS LIST

No	Location	Part #	Gender	No	Location	Part #	Gender
C64	Enginectmpt.	568110	male	C96	FJB	561645	female
C64	Enginectmpt.	568109	female	C97	FJB	561643	male
C71	FJB	561646	male	C97	FJB	561642	female
C71	FJB	561645	female	C99	Rearvehicule	562581	male
C72	FJB	561646	male	C99	Rearvehicule	562583	female
C72	FJB	561645	female	C100	Evaporatorcmpt.	562477	male
C74	FJB	561645	female	C100	Evaporatorcmpt.	562479	female
C74	FJB	561646	male	C100S	EvaporatorCmpt.	562477	male
C75	1st Lugg Cmpt	561515	male	C100S	EvaporatorCmpt.	562479	female
C75	1st Lugg Cmpt	561552	female	C101	Service_Cmpt	561690	male
C76	1st Lugg Cmpt	561515	male	C101	Service_Cmpt	561566	female
C76	1st Lugg Cmpt	561552	female	C105_plug	FJB	562581	male
C77	2nd Lugg Cmpt	561515	male	C105_socket	FJB	562583	female
C77	2nd Lugg Cmpt	561552	female	C106_plug	FJB	562581	male
C78	2nd Lugg Cmpt	561515	male	C106_socket	FJB	562583	female
C78	2nd Lugg Cmpt	561552	female	C110	Dash	568110	male
C79	3rd Lugg Cmpt	561515	male	C110	Dash	568109	female
C79	3rd Lugg Cmpt	561552	female	C119A	Enginedoor	568110	male
C80	3rd Lugg Cmpt	561515	male	C119A	Enginedoor	568109	female
C80	3rd Lugg Cmpt	561552	female	C131A	Engine_Cmpt	561782	male
C81	4th Lugg Cmpt	561515	male	C131A	Engine_Cmpt	561781	female
C81	4th Lugg Cmpt	561552	female	C131B	Engine_Cmpt	561782	male
C82	4th Lugg Cmpt	561515	male	C131B	Engine_Cmpt	561781	female
C82	4th Lugg Cmpt	561552	female	C133	Dash	561986	male
C83	5th Lugg Cmpt	561515	male	C133	Dash	561987	female
C83	5th Lugg Cmpt	561552	female	C152	Cond_Cmpt	561611	male
C84	5th Lugg Cmpt	561515	male	C152	Cond_Cmpt	561610	female
C84	5th Lugg Cmpt	561552	female	C170	LH_Console	561637	male
C87	Rearvehicule	563618	male	C170	LH_Console	561636	female
C87	Rearvehicule	563616	female	C171	LH_Console	561646	male
C88	WCLCmpt.	563226	male	C171	LH_Console	561645	female
C88	WCLCmpt.	563613	female	C172	LHConsole	561637	male
C89	Rearvehicule	561581	male	C172	LHConsole	561635	female
C89	Rearvehicule	561582	female	C193_plug	RJB	563589	male
C91	RJB	562285	male	C193_socket	RJB	563590	female
C91	RJB	562282	female	C194	FJB	563589	male
C94_plug	FJB	563589	male	C194	FJB	563590	female
C94_socket	FJB	563590	female	C200	FJB	561607	male
C96	FJB	561646	male	C200	FJB	561606	female

# CONNECTORS LIST

No	Location	Part #	Gender	No	Location	Part #	Gender
C222	FJB	562477	male	C557	1stLuggageCmpt.	561477	female
C222	FJB	562479	female	C558	2ndLuggageCmpt.	561476	male
C223	FJB	563227	male	C558	2ndLuggageCmpt.	561477	female
C223	FJB	563614	female	C559	3rdLuggageCmpt.	561476	male
C224	FJB	561637	male	C559	3rdLuggageCmpt.	561477	female
C224	FJB	561636	female	C606_plug	FJB	561690	male
C225	FJB	562650	male	C606_socket	FJB	561566	female
C225	FJB	562649	female	C607_plug	FJB	561577	male
C226	FJB	562650	male	C607_socket	FJB	561605	female
C226	FJB	562649	female	C617	Mirror_LH	563801	male
C228	CondensorCmpt.	562477	male	C617	Mirror_LH	563800	female
C228	CondensorCmpt.	562479	female	C618	Mirror_RH	563801	male
C266	Dash	561640	male	C618	Mirror_RH	563800	female
C266	Dash	561639	female	C_ALT	Enginecmpt.	562581	male
C279	Service_Cmpt	562477	male	C_ALT	Enginecmpt.	562583	female
C279	Service_Cmpt	562479	female	C_ALT3	Enginecmpt.	562477	male
C380A	Dash	564222	male	C_ALT3	Enginecmpt.	562479	female
C380A	Dash	564224	female	C_BCAM	Rearvehicule	561581	male
C397	RJB	562285	male	C_Mo9	Evap_Cmpt	561577	male
C397	RJB	562282	female	C_Mo9	Evap_Cmpt	561605	female
C463	Rearaxlecmpt.	568111	male	C_Se51	Dash	563589	male
C463	Rearaxlecmpt.	568112	female	C_Se51	Dash	563590	female
C464A	Dash	564222	male	CCust	Parcel_Rack_Fr_WCL	562477	male
C464A	Dash	564224	female	CCust	RJB	562479	female
C550	Rearrightwindow	561476	male	CFF4_1	SlideOutElectCmpt.	561986	male
C550	Rearrightwindow	561477	female	CFF4_1	SlideOutElectCmpt.	561987	female
C551	3rdLuggageCmpt.	561476	male	CFF4_2	SlideOutElectCmpt.	561986	male
C551	3rdLuggageCmpt.	561477	female	CFF4_2	SlideOutElectCmpt.	561987	female
C552	2ndLuggageCmpt.	561476	male	Clnt1	FJB	563227	male
C552	2ndLuggageCmpt.	561477	female	Clnt1	FJB	563614	female
C553	1stLuggageCmpt.	561476	male	Clnt2	FJB	563226	male
C553	1stLuggageCmpt.	561477	female	Clnt2	FJB	563613	female
C554	Frontrightwindow	561476	male	CSo1	SlideOutElectCmpt.	563226	male
C554	Frontrightwindow	561477	female	CSo1	SlideOutElectCmpt.	563613	female
C555	Frontleftwindow	561476	male	CSo2	SlideOutElectCmpt.	561643	male
C555	Frontleftwindow	561477	female	CSo2	SlideOutElectCmpt.	561641	female
C556	Rearleftwindow	561476	male	CSo5	SlideOutElectCmpt.	564034	male
C556	Rearleftwindow	561477	female	CSo5	SlideOutElectCmpt.	564035	female
C557	1stLuggageCmpt.	561476	male	CSo7	SlideOutElectCmpt.	562581	male

# CONNECTORS LIST

No	Location	Part #	Gender	No	Location	Part #	Gender
CSo7	SlideOutElectCmpt.	562583	female	L85	DPFDoor	562486	female
CSo8	SlideOutElectCmpt.	562581	male	L86	DPFDoor	562486	female
CSo8	SlideOutElectCmpt.	562583	female	L87	Rearroof	562486	female
CSo9	SlideOutElectCmpt.	562581	male	L88	Rearroof	562486	female
CSo9	SlideOutElectCmpt.	562583	female	L89	Rearroof	562486	female
CT_In	EngineCmpt.	563582	male	L90	Rearroof	562486	female
CT_In	EngineCmpt.	563583	female	L93.A	Rearvehicle	563069	female
EI	Enginectmpt.	563739	male	L93.B	Rearvehicle	563069	female
L10	Dash	561247	male	L94.A	Rearvehicle	563069	female
L16.A	Frontroof	562615	female	L94.B	Rearvehicle	563069	female
L16.B	Frontroof	562615	female	L95	Frontvehicle	562485	male
L17.A	FJB	562615	female	L95A	Frontvehicle	562485	male
L17.B	FJB	562615	female	L96	Frontvehicle	562485	male
L18	Entracedoor	562549	male	L96A	Frontvehicle	562485	male
L19	Entracedoor	562549	male	L97.A	Outside_Front_LH	563069	female
L21	Frontroof	562486	female	L97.B	Outside_Front_LH	563069	female
L22	Frontroof	562486	female	L98.A	Entrance_Door	563069	female
L23	frontroof	562486	female	L98.B	Outside_Front_RH	563069	female
L24	Frontroof	562486	female	L120	Frontvehicle	562237	female
L25	Frontroof	562486	female	L170	4thLuggCmpt.	561247	male
L26	Frontroof	562486	female	L171	4thLuggCmpt.	561247	male
L27	Frontroof	562486	female	L173	Parcelrack	563590	female
L63	Front_Side_LH	562155	male	L174A	Parcelrack	563590	female
L64	Outside_Front_RH	562155	male	L175	EngineCmpt.	563590	female
L65	Outside_Front_LH	562155	male	L176	5th_Lugg_Cmpt	561247	male
L66	Out_Side_Front_LH	562155	male	L177	5th_Lugg_Cmpt	561247	male
L67	4th_Lugg_Cmpt	562155	male	L178	3rdLuggCmpt.	561247	male
L68	4th_Lugg_Cmpt	562155	male	L179	3rdLuggCmpt.	561247	male
L69	4th_Lugg_Cmpt	562155	male	L180	2nd_Lugg_Cmpt	561247	male
L70	4th_Lugg_Cmpt	562155	male	L181	2nd_Lugg_Cmpt	561247	male
L72	Rear_Vehicle	562155	male	L182	1st_Lugg_Cmpt	561247	male
L74	Rearvehicle	562155	male	L183	1st_Lugg_Cmpt	561247	male
L75	Rearenginedoor	562155	male	L184	Servicecmpt.	561247	male
L76	Rearvehicle	562155	male	L185.A	Servicecmpt.	561539	male
L81.A	Rear_Vehicle	562835	female	L185.B	Servicecmpt.	561539	male
L81.B	Rear_Vehicle	562834	male	L186.A	Dash	561539	male
L82A	Rearvehicule	562348	female	L186.B	Dash	561539	male
L83A	Rearvehicule	562348	female	L187	Engine_Cmpt	561690	male
L84	DPFDoor	562486	female	L193.A	Dash	560488	female

# CONNECTORS LIST

No	Location	Part #	Gender	No	Location	Part #	Gender
L193.B	Dash	560488	female	Mo22	RH_Console	561186	male
L194.A	Dash	562019	female	Mo23	Entracedoor	564161	male
L194.B	Dash	560488	female	Mo24	RH_Console	562348	female
L195.A	Dash	560488	female	Mo25	RH_Console	562348	female
L195.B	Dash	560488	female	Mo26	Entracedoor	564161	male
L199	Enginecmt.	562848	male	Mo27	Cond_Cmpt	563691	male
L203	RH_Console	561690	male	Mo28	Cond_Cmpt	563691	male
L204	Parcel_Rack_RH	562803	male	Mo29	RJB	561248	female
L205	Enginecmt.	562485	male	Mo30	1stLuggCmpt.LH	564161	male
L206	Parcel_Rack_RH	562803	male	Mo31	1stLuggCmpt.RH	564161	male
L211	Entracedoor	562549	male	Mo33	2ndLuggCmpt.RH	564161	male
L282	Engine_Cmpt	561690	male	Mo35	3rdLuggCmpt.RH	564161	male
L285.A	Rear_Vehicle	562835	female	Mo37	4thLuggCmpt.RH	564161	male
L285.B	Rear_Vehicle	562834	male	Mo39	5thLuggCmpt.RH	564161	male
L286.A	Rear_Vehicle	562835	female	Mo40	FrontLHwindow	561477	female
L286.B	Rear_Vehicle	562834	male	Mo44	RearLHwindow	561477	female
L290	EngineCmpt.	562565	female	Mo50	Frontvehicle	561690	male
L291	EngineCmpt.	562565	female	Mo51	Frontvehicle	561690	male
L298A	Enginecmt.	563590	female	Mo54	Service_Cmpt	562474	male
L306	RJBcmt.	561247	male	Mo56	RearRHwindow	561477	female
L314	Frontvehicle	562789	male	Mo58	FrontLHwindow	561477	female
L315	Frontvehicle	562789	male	Mo65	Enginecmt.	568089	male
L319	WCLunderplatform	561247	male	Mo67	Enginecmt.	568089	male
L350A.A	Rearaxlecmpt.	564552	male	Mo68	Enginecmt.	568089	male
L350A.B	Rearaxlecmpt.	563340	male	Mo69	Enginecmt.	568089	male
L350A.C	Rearaxlecmpt.	562251	male	Mo70	Enginecmt.	568089	male
Mo3	Dash	561667	female	Mo71	Enginecmt.	568089	male
Mo4	Dash	562076	male	Mo72	Enginecmt.	568089	male
Mo7	Cond_Cmpt	563691	male	Mo73	Enginecmt.	568089	male
Mo8	Cond_Cmpt	563691	male	MoFF4_1	FRRHslideout	562485	male
Mo11	CondensorCmpt.	568089	male	MoSo1	Slide out	562350	male
Mo12	Engine_Cmpt	561690	male	MoSo2	Slide out	562350	male
Mo15	Front_Ceiling	560900	female	MoSO3	Slide out	562350	male
Mo16	Front_Ceiling	560900	female	MoSO4_1	Slideout	562350	male
Mo17	RH_Console	563626	male	MoSO4_2	Slideout	562350	male
Mo18	Frontroof	562474	male	Pot1.A	Dash	560488	female
Mo19	Fr_Service_Door	562474	male	Pot1.B	Dash	560488	female
Mo20	Fr_Service_Door	562474	male	Pot1.C	Dash	560488	female
Mo21	Frontroof	561186	male	R3	RJB	563409	male



# CONNECTORS LIST

No	Location	Part #	Gender	No	Location	Part #	Gender
R6	Frontvehicle	564496	male	Se14.B	Driver_Area	561781	female
R7	Frontvehicle	564496	male	Se16.A	Frontvehicle	562651	female
R12	Evap_Cmpt	563409	male	Se16.B	Frontvehicle	562651	female
R27	Dash	564496	male	Se17.A	Frontvehicle	562019	female
R28	FJB	564496	male	Se17.B	Frontvehicle	562019	female
R29	RJB	563409	male	Se18	Servicecmpt.	561566	female
R30	FJB	564496	male	Se19_P	Service_Cmpt	563677	male
R34	RJB	564210	male	Se19_S	Service_Cmpt	563677	male
R36	Dash	564496	male	Se20	Evap_Cmpt	562426	male
R37	Dash	564496	male	Se21	Dash	561248	female
R38	FJB	564496	male	Se23	Engine_Cmpt	563159	male
R47	Parcelrack	564496	male	Se23A	EngineCmpt.	563159	female
Res3.A	RJB	563590	female	Se24	EvapCmpt.	563758	female
Res4	FJB	563590	female	Se24A	EvapCmpt.	563758	female
Res6	FJB	563590	female	Se25	Passenger_Area	561248	female
Res7	FJB	563590	female	Se29	Engine_Cmpt	561566	female
Res15	Engine_Cmpt	561782	male	Se30	Enginedoor	562877	female
Res19	Dash	563590	female	Se31	Enginedoor	562877	female
Res20	Frontvehicule	563590	female	Se32	Rear_Axle_Cmpt	562426	male
Res31	Ureacmpt.	562350	male	Se33	Rear_Axle_Cmpt	562856	male
Res32	Ureacmpt.	563764	female	Se34	Rear_Axle_Cmpt	562426	male
Res53	Condensor cmpt.	563590	female	Se35	Rear_Axle_Cmpt	562426	male
RFF4_1	Slideout	564496	male	Se36	Rear_Axle_Cmpt	562427	male
RFF4_2	Slideout	564496	male	Se37	Front_Axle_LH	641132	female
RS03_1	Slideout	564496	male	Se38	Front_Axle_RH	641132	female
RS03_2	Slideout	564496	male	Se39	Rear_Axle_LH	641132	female
RSO1_1	Slideout	564496	male	Se40	Rear_Axle_LH	641132	female
RSO1_2	Slideout	564496	male	Se41	Cond.door	562877	female
RSO2_1	Slideout	564496	male	Se45	Servicecmpt.	563409	male
RSO2_2	Slideout	564496	male	Se46	Rearaxlecmpt.	562348	female
RSO4_1	Slideout	564496	male	Se49	CondCmpt.	562348	female
RSO4_2	Slideout	564496	male	Se53	Service_Cmpt	563159	female
RSO4_3	Slideout	564496	male	Se54	Service_Cmpt	563159	female
RSO4_4	Slideout	564496	male	Se55	Service_Cmpt	563159	female
Se11.A	Cond_Cmpt	560082	female	Se60	Service_Cmpt	563409	male
Se11.B	Cond_Cmpt	560082	female	Se63	Rearaxlecmpt.	641132	female
Se11.C	Cond_Cmpt	560082	female	Se64	Rearaxlecmpt.	641132	female
Se13	Engine_Cmpt	562350	male	Se65	Dash	564042	female
Se14.A	Driver_Area	561782	male	Se66	FJB	564039	female

# CONNECTORS LIST

No	Location	Part #	Gender	No	Location	Part #	Gender
Se67	Frontaxlecmpt.	563159	female	SoSo8	Slideout	564045	female
Se69	Frontaxlecmpt.	563159	female	SoSo9	Slideout	564045	female
Se100	WCLdoor	562479	female	SoSo10	Slideout	564045	female
Se_FF4_FrDn	Slideout	562477	male	spBar4	Enginectmpt.	564135	male
Se_FF4_FrUp	Slideout	562477	male	spBar5	Enginectmpt.	564135	male
Se_FF4_RrDn	Slideout	562477	male	spBar6	Enginectmpt.	564135	male
Se_FF4_RrUp	Slideout	562477	male	spBar7	Enginectmpt.	564135	male
Se_SO4_Fr	Slideout	562477	male	spBar11	Enginectmpt.	564135	male
Se_SO4_Rr	Slideout	562477	male	spBar12	Enginectmpt.	564135	male
SESO1	Slideout	563159	female	spBar13	Enginectmpt.	564135	male
SESO2_SESO3	Slideout	562479	female	spBar14	Enginectmpt.	564135	male
SESO5_SESO6	Slideout	562479	female	spBar15	Enginectmpt.	564135	male
SESO7_SESO8	Slideout	562479	female	spBar16	Enginectmpt.	564135	male
shell1_1641	Driver_Area	562471	male	spBar19	Condensorcmt.	564135	male
So7	Service_Cmpt	561566	female	spBar20	Condensorcmt.	564135	male
So8	Servicecmpt.	641385	male	spBar21	Condensorcmt.	564135	male
So9	Enginectmpt.	560016	female	spBar22	Enginectmpt.	564135	male
So11	Cond_Cmpt	561566	female	spBar23	Enginectmpt.	564135	male
So13	Evap_Cmpt	563204	female	spBar24	Enginectmpt.	564135	male
So21	Front_Axle_Cmpt	564046	female	Sw1.C258	Driver_Area	561188	female
So22	Front_Axle_Cmpt	564046	female	Sw1.C259	Driver_Area	561186	male
So23	Rear_Axle_Cmpt	564046	female	Sw2	Dash	562763	male
So24	Rear_Axle_Cmpt	564046	female	Sw3	Dash	562763	male
So27	Rearaxlecmpt.	564045	female	Sw4	Dash	562763	male
So28	Pneuplate	641385	male	Sw5	Dash	562763	male
So29	Pneuplate	641385	male	Sw6	Dash	562763	male
So30	Pneuplate	641385	male	Sw14	Dash	562763	male
So31	Pneuplate	641385	male	Sw16	Dash	562763	male
So32	Pneuplate	641385	male	Sw17	Dash	562763	male
So38	Dash	561566	female	Sw18A	LHConsole	562763	male
So50	Rearaxlecmpt.	564046	female	Sw20	Dash	562763	male
So52	Rearaxlecmpt.	564045	female	Sw24.A	Dash	562763	male
SoSo1	Slideout	564045	female	Sw32.A	LuggCmpt.	562485	male
SoSo2	Slideout	564045	female	Sw32.B	LuggCmpt.	562486	female
SoSo3	Slideout	564045	female	Sw33.A	LuggCmpt.	562485	male
SOSO4	Slideout	564045	female	Sw33.B	LuggCmpt.	562486	female
SoSo5	Slideout	564045	female	Sw35	Console	562763	male
SoSo6	Slideout	564045	female	Sw38	LH_Console	562763	male
SoSo7	Slideout	564045	female	Sw39.A	LuggCmpt.	562403	female

# CONNECTORS LIST

No	Location	Part #	Gender	No	Location	Part #	Gender
Sw39.B	LuggCmpt.	562403	female	Sw107.E	LHConsole	561457	female
Sw40	LH_Console	561690	male	Sw107.F	LHConsole	561457	female
Sw41	LH_Console	562749	male	Sw107.G	LHConsole	561457	female
Sw42	Lugg_Cmpt	561636	female	Sw107.H	LHConsole	561457	female
Sw44.A	LuggCmpt.	562403	female	Sw107.J	LHConsole	561457	female
Sw44.B	LuggCmpt.	562403	female	Sw107.K	LHConsole	561457	female
Sw45.A	LuggCmpt.	562485	male	Sw108	LHConsole	562763	male
Sw45.B	LuggCmpt.	562486	female	Sw110.A	3rdLuggagedoorRH	560079	female
Sw46.A	LuggCmpt.	562485	male	Sw110.B	3rdLuggagedoorRH	560079	female
Sw46.B	LuggCmpt.	562486	female	Sw119	Dash	562763	male
Sw47.A	LuggCmpt.	562485	male	Sw122	Dash	562763	male
Sw47.B	LuggCmpt.	562486	female	Sw137	Dash	562763	male
Sw48.A	LuggCmpt.	562485	male	Sw156	LHConsole	562763	male
Sw48.B	LuggCmpt.	562486	female	Sw157	Dash	562763	male
Sw49.A	LuggCmpt.	562485	male	Sw158	Dash	562763	male
Sw49.B	LuggCmpt.	562486	female	SwSo1	FRLHSlideOut	561552	female
Sw50.A	LuggCmpt.	562485	male	SwSo2	RRLHSlideOut	561552	female
Sw50.B	LuggCmpt.	562486	female	SwSo3	RRLHSlideOut	561552	female
Sw51.A	LuggCmpt.	562485	male	SwSo4	FRRHSlideOut	561552	female
Sw51.B	LuggCmpt.	562486	female	VECF1	FJB	563186	male
Sw52.A	LuggCmpt.	562485	male	VECF2	FJB	563183	male
Sw52.B	LuggCmpt.	562486	female	VECF3	FJB	563185	male
Sw58	EngineCmpt.	563135	male	VECF4	FJB	563182	male
Sw59	Enginecmpt.	563135	male	VECF9	FJB	563448	male
Sw63A	LHConsole	562763	male	VECF10	FJB	563181	male
Sw64.A	LHConsole	560815	female	VECF11	FJB	563184	male
Sw64.B	LHConsole	560815	female	VECF12	FJB	563187	male
Sw82	RJB	563135	male	VECR1	RJB	563186	male
Sw83.A	Dash	560082	female	VECR2	RJB	563183	male
Sw83.B	Dash	560815	female	VECR3	RJB	563185	male
Sw83.C	Dash	560082	female	VECR4	RJB	563182	male
Sw83.D	Dash	560815	female	VECR9	RJB	563448	male
Sw85	LH_Console	562749	male	VECR10	RJB	563181	male
Sw99	Dash	562763	male	VECR11	RJB	563184	male
Sw102	Dash	562763	male	VECR12	RJB	563187	male
Sw103A	LHConsole	562763	male	VECT2	Rearvehicle	563716	male
Sw104	Dash	562763	male	VECT3	Rearvehicle	563718	male
Sw107.A	LHConsole	561457	female	VECT4	Rearvehicle	563714	male
Sw107.B	LHConsole	561457	female	Y80	Engine_Cmpt	563789	male
Sw107.C	LHConsole	561457	female	Y81	Cond_Cmpt	563793	male
Sw107.D	LHConsole	561457	female				

# CONNECTORS LIST

No	Location	Part #	Gender	No	Location	Part #	Gender
A1	RJB	563975	male	A80	Parcelrack	562479	female
A2	FJB	563984	male	A81.JA	FJB	562767	male
A3	Dash	562363	male	A81.JB	FJB	562765	male
A4.A	Service_Cmpt	562428	female	A81.JC	FJB	562957	male
A4.B	Service_Cmpt	561188	female	A83	Parcelrack	565970	female
A5	Service_Cmpt	562428	female	A96	FJB	564205	male
A6	Engine_Cmpt	562427	male	A96S	FJB	564073	female
A7	Rear_Axle_Cmpt	563979	male	A97	Dash	563226	male
A9.Cx1	FJB	564041	female	A99	FJB	564205	male
A9.Cx2	FJB	563678	male	A100S	Front_Axle_Cmpt	563758	female
A9.Cx3	FJB	564037	female	A101S	Rear_RH_Axle_Cmpt	563758	female
A9.Cx4	FJB	564038	female	A102S	Rear_RH_Axle_Cmpt	563758	female
A14.A	Dash	562766	male	A101S	Rear_RH_Axle_Cmpt	563758	female
A14.B	Dash	562767	male	A103	Dash	562070	female
A14.C	Dash	562765	male	A106	LHConsole	565974	male
A15	Dash	562464	male	A114A	Dash	564252	male
A18.J1	FJB	562794	male	A130	Driver_Area	563226	male
A18.J2	FJB	562650	male	A131.A	Engine_Cmpt	561782	male
A24.A	RH_Console	561890	male	A131.B	Engine_Cmpt	561781	female
A24.B	RH_Console	561566	female	A137A	Condensercmpt.	20429843	male
A24.C	RH_Console	561889	female	A138	Cond_Cmpt	563787	male
A27	Service_Cmpt	562929	male	A139	Dash	564501	male
A28	Service_Cmpt	562928	male	AE41.J1	FJB	563679	male
A29	Dash	562464	male	AE41.J2	FJB	564037	female
A30.A	Dash	561611	male	AE41.J3	FJB	564004	male
A30.C	Dash	561566	female	AE42.J1	FJB	563679	male
A31.J1	Dash	562780	male	AE42.J2	FJB	564037	female
A31.J2	Dash	562842	male	AE42.J3	FJB	564004	male
A31.J3	Dash	562464	male	AE43.J1	FJB	563679	male
A31.J4	Dash	562465	male	AE43.J2	FJB	564037	male
A31.J5	Dash	563071	male	AE43.J3	FJB	565957	male
A32.A	Dash	561611	male	AE44.J1	FJB	563679	male
A32.C	Dash	561566	female	AE44.J2	FJB	564037	female
A34.J	Enginecmpt.	568118	male	AE44.J3	FJB	565957	male
A34.K	Enginecmpt.	564270	male	AE45.J1	FJB	563679	male
A34.L	Enginecmpt.	564269	male	AE45.J2	FJB	564037	female
A36.JA	FJB	562767	male	AE45.J3	FJB	565957	male
A36.JB	FJB	562765	male	AE46.J1	FJB	563679	male
A36.JC	FJB	562957	male	AE46.J2	FJB	564037	female
A40.A	Enginecmpt.	561668	male	AE46.J3	FJB	565957	male
A77	Parcelrack	564547	male	AE47.J1	RH_console	563679	male
A78	Parcelrack	562583	female	AE47.J2	RH_console	564037	female
A79	Parcelrack	562583	female	AE47.J3	RH_console	565957	male

# CONNECTORS LIST

No	Location	Part #	Gender	No	Location	Part #	Gender
AE48.J1	RH_console	563679	male	AltLR.B	Enginectpt.	560815	female
AE48.J2	RH_console	564037	female	AltLR.C	Enginectpt.	564469	female
AE48.J3	RH_console	565957	male	AltUR.A	Enginectpt.	563746	female
AE49.J1	RJB	563679	male	AltUR.B	Enginectpt.	560815	female
AE49.J2	RJB	564037	male	AltUR.C	Enginectpt.	564469	female
AE49.J3	RJB	565957	male	B85	Engine_Cmpt	563815	male
AE50.J1	RJB	563679	male	B96	Engine_Cmpt	563821	male
AE50.J2	RJB	564037	male	B96B	Engine_Cmpt	563823	male
AE50.J3	RJB	565957	male	B97	Engine_Cmpt	563816	male
AE51.J1	RJB	563679	male	B98	Engine_Cmpt	563817	male
AE51.J2	RJB	564037	female	B99	Engine_Cmpt	563815	male
AE51.J3	RJB	565957	male	B115A	Enginectpt.	564226	male
AE52.J1	RJB	563679	male	B142C	Enginectpt.	563793	male
AE52.J2	RJB	564037	female	B310	Enginectpt.	565967	male
AE52.J3	RJB	565957	male	C1	FJB	563589	male
AE54.J1	Evaporatorcmpt.	563679	male	C1	FJB	563590	female
AE54.J2	Evaporatorcmpt.	564037	female	C1S	FJB	563589	male
AE54.J3	Evaporatorcmpt.	565957	male	C1S	FJB	563590	female
AE55.J1	Dash	563679	male	C2	Service_Cmpt	563580	male
AE55.J2	Dash	564037	female	C2	Service_Cmpt	563581	female
AE55.J3	Dash	564004	male	C2A	FJB	563580	male
AE56.J1	Dash	563679	male	C2A	FJB	563581	female
AE56.J2	Dash	564037	male	C2B	FJB	564034	male
AE56.J3	Dash	564004	male	C2B	FJB	564035	female
AE57.J1	WCLcmpt.	563679	male	C3_plug	RJB	563589	male
AE57.J2	WCLcmpt.	564037	male	C3_socket	RJB	563590	female
AE57.J3	WCLcmpt.	564004	male	C3S	RJB	563593	male
AE58.J1	Slideoutpanel	563679	male	C3S	RJB	563590	female
AE58.J2	Slideoutpanel	564037	male	C4	FJB	563580	male
AE58.J3	Slideoutpanel	565957	male	C4	FJB	563581	female
AE59.J1	Slideoutpanel	563679	male	C5	FJB	563589	male
AE59.J2	Slideoutpanel	564037	female	C5	FJB	563590	female
AE59.J3	Slideoutpanel	565957	male	C5S	FJB	563589	male
AE60.J1	Slideoutpanel	563679	male	C5S	FJB	563590	female
AE60.J2	Slideoutpanel	564037	male	C6	FJB	563582	male
AE60.J3	Slideoutpanel	565957	male	C6	FJB	563583	female
AE61.J1	Slideoutpanel	563679	male	C7	Dash	562581	male
AE61.J2	Slideoutpanel	564037	male	C7	Dash	562583	female
AE61.J3	Slideoutpanel	565957	male	C8	FJB	563227	male
AltLL.A	Enginectpt.	563746	female	C8	FJB	563614	female
AltLL.B	Enginectpt.	560815	female	C9	RJB	561986	male
AltLL.C	Enginectpt.	564469	female	C9	RJB	561987	female
AltLR.A	enginectpt.	563746	female	C10	Enginedoor	562581	male

# CONNECTORS LIST

No	Location	Part #	Gender	No	Location	Part #	Gender
C10	Enginedoor	562583	female	C36	FJB	561986	male
C11	Service_Cmpt	563580	male	C36	FJB	561987	female
C11	Service_Cmpt	563581	female	C39A	Firesuppressioncmpt.	561782	male
C12	Engine_Cmpt	562581	male	C39A	Firesuppressioncmpt.	561781	female
C12	Engine_Cmpt	562583	female	C40	Dash	562485	male
C13_plug	RH_Console	563589	male	C40	Dash	562486	female
C13_socket	RH_Console	563590	female	C44_plug	FJB	561577	male
C13S	RH_Console	563589	male	C44_socket	FJB	561605	female
C13S	RH_Console	563590	female	C45	FJB	561643	male
C14	WCLSystem	561550	male	C45	FJB	561642	female
C14	WCLSystem	561667	female	C46	3rdlugg.cmpt.	562549	male
C14A	Frontvehicle	562581	male	C46	3rdlugg.cmpt.	562550	female
C14A	Frontvehicle	562583	female	C49	FJB	562005	male
C15A	evaporatorcmpt.	568110	male	C49	FJB	561714	female
C15A	evaporatorcmpt.	568109	female	C50	RJB	568110	male
C17	RJB	560195	male	C50	RJB	568109	female
C17	RJB	560169	female	C54	Enginecmpt.	563226	male
C18	FJB	561986	male	C54	Enginecmpt.	563613	female
C18	FJB	561987	female	C54A	Ureacmpt.	568110	male
C19	RJB	561986	male	C54A	Ureacmpt.	568109	female
C19	RJB	561987	female	C54B	EngineCmpt.	562477	male
C19A	RJB	561986	male	C54B	EngineCmpt.	562479	female
C19A	RJB	561987	female	C59	RJB	561643	male
C23	Evaporatorcmpt.	564034	male	C59	RJB	561642	female
C23	Evaporatorcmpt.	564035	female	C64	Enginecmpt.	568110	male
C24_plug	Evap_Cmpt	561690	male	C64	Enginecmpt.	568109	female
C24_socket	Evap_Cmpt	561566	female	C71	FJB	561646	male
C26	Ureacmpt.	563226	male	C71	FJB	561645	female
C26	Ureacmpt.	563613	female	C72	FJB	561646	male
C26A	Ureacmpt.	568110	male	C72	FJB	561645	female
C26A	Ureacmpt.	568109	female	C74	FJB	561645	female
C26B	Ureacmpt.	563227	male	C74	FJB	561646	male
C26B	Ureacmpt.	563614	female	C75	1st lugg cmpt.	561515	male
C29	4rd_Lugg_Cmpt	563651	male	C75	1st lugg cmpt.	561552	female
C29	3rd_Lugg_Cmpt	563652	female	C76	1st lugg cmpt.	561515	male
C30	3rd_Lugg_Cmpt	561710	male	C76	1st lugg cmpt.	561552	female
C30	3rd_Lugg_Cmpt	561709	female	C77	2nd lugg cmpt.	561515	male
C32W	parcelrack	561734	male	C77	2nd lugg cmpt.	561552	female
C32W	parcelrack	561735	female	C78	2nd lugg cmpt.	561515	male
C33	WCLcmpt.	564034	male	C78	2nd lugg cmpt.	561552	female
C33	WCLcmpt.	564035	female	C79	3rdlugg.cmpt.	561515	male
C34	RH_Console	561986	male	C79	3rdlugg.cmpt.	561552	female
C34	RH_Console	561987	female	C80	3rdlugg.cmpt.	561515	male

# CONNECTORS LIST

No	Location	Part #	Gender	No	Location	Part #	Gender
C80	3rdlugg.compt.	561552	female	C133	Dash	561987	female
C81	4th lugg compt.	561515	male	C133A	Dash	561986	male
C81	4th lugg compt.	561552	female	C152	Cond_Cmpt	561611	male
C82	4th lugg compt.	561515	male	C152	Cond_Cmpt	561610	female
C82	4th lugg compt.	561552	female	C170	LH_Console	561637	male
C83	5th lugg compt.	561515	male	C170	LH_Console	561636	female
C83	5th lugg compt.	561552	female	C171	LH_Console	561646	male
C84	5th lugg compt.	561515	male	C171	LH_Console	561645	female
C84	5th lugg compt.	561552	female	C172	LHConsole	561637	male
C87	Rearvehicule	563618	male	C172	LHConsole	561635	female
C87	Rearvehicule	563616	female	C193_plug	RJB	563589	male
C88	WCLCmpt.	563226	male	C193_socket	RJB	563590	female
C88	WCLCmpt.	563613	female	C194	FJB	563589	male
C89	Rearvehicule	561581	male	C194	FJB	563590	female
C89	Rearvehicule	561582	female	C195	Dash	563347	male
C91	RJB	562285	male	C195	Dash	560489	female
C91	RJB	562282	female	C200	FJB	561607	male
C94_plug	FJB	563589	male	C200	FJB	561606	female
C94_socket	FJB	563590	female	C222	FJB	562477	male
C96	FJB	561646	male	C222	FJB	562479	female
C96	FJB	561645	female	C223	FJB	563227	male
C97	FJB	561643	male	C223	FJB	563614	female
C97	FJB	561642	female	C224	FJB	561637	male
C99	Rearvehicule	562581	male	C224	FJB	561636	female
C99	Rearvehicule	562583	female	C225	FJB	562650	male
C100	Evaporatorcmpt.	562477	male	C225	FJB	562649	female
C100	Evaporatorcmpt.	562479	female	C226	FJB	562650	male
C100S	EvaporatorCmpt.	562477	male	C226	FJB	562649	female
C100S	EvaporatorCmpt.	562479	female	C228	CondensorCmpt.	562477	male
C101	Service_Cmpt	561690	male	C228	CondensorCmpt.	562479	female
C101	Service_Cmpt	561566	female	C266	Dash	561640	male
C105_plug	FJB	562581	male	C266	Dash	561639	female
C105_socket	FJB	562583	female	C279	Service_Cmpt	562477	male
C106_plug	FJB	562581	male	C279	Service_Cmpt	562479	female
C106_socket	FJB	562583	female	C380A	Dash	564222	male
C110	Dash	568110	male	C380A	Dash	564224	female
C110	Dash	568109	female	C397	RJB	562285	male
C119A	Enginedoor	568110	male	C397	RJB	562282	female
C119A	Enginedoor	568109	female	C463	rearaxlecompt.	568112	male
C131A	Engine_Cmpt	561782	male	C463	rearaxlecompt.	568111	female
C131A	Engine_Cmpt	561781	female	C464A	Dash	564222	male
C131B	Engine_Cmpt	561782	male	C464A	Dash	564224	female
C131B	Engine_Cmpt	561781	female	C550	Rearrightwindow	561476	male

# CONNECTORS LIST

No	Location	Part #	Gender	No	Location	Part #	Gender
C550	Rearrightwindow	561477	female	Clnt1	FJB	563614	female
C551	3rdLuggageCmpt.	561476	male	Clnt2	FJB	563226	male
C551	3rdLuggageCmpt.	561477	female	Clnt2	FJB	563613	female
C552	2ndLuggageCmpt.	561476	male	CSo1	SlideOutElectCmpt.	563226	male
C552	2ndLuggageCmpt.	561477	female	CSo1	SlideOutElectCmpt.	563613	female
C553	1stLuggageCmpt.	561476	male	CSo2	SlideOutElectCmpt.	561643	male
C553	1stLuggageCmpt.	561477	female	CSo2	SlideOutElectCmpt.	561641	female
C554	Frontrightwindow	561476	male	CSo5	SlideOutElectCmpt.	564034	male
C554	Frontrightwindow	561477	female	CSo5	SlideOutElectCmpt.	564035	female
C555	Frontleftwindow	561476	male	CSo7	SlideOutElectCmpt.	562581	male
C555	Frontleftwindow	561477	female	CSo7	SlideOutElectCmpt.	562583	female
C556	Rearleftwindow	561476	male	CSo8	SlideOutElectCmpt.	562581	male
C556	Rearleftwindow	561477	female	CSo8	SlideOutElectCmpt.	562583	female
C557	1stLuggageCmpt.	561476	male	CSo9	SlideOutElectCmpt.	562581	male
C557	1stLuggageCmpt.	561477	female	CSo9	SlideOutElectCmpt.	562583	female
C558	2ndLuggageCmpt.	561476	male	CT_In	EngineCmpt.	563582	male
C558	2ndLuggageCmpt.	561477	female	CT_In	EngineCmpt.	563583	female
C559	3rdLuggageCmpt.	561476	male	EI	Enginectmpt.	563739	male
C559	3rdLuggageCmpt.	561477	female	L10	Dash	561247	male
C606_plug	FJB	561690	male	L16.A	Frontroof	562615	female
C606_socket	FJB	561566	female	L16.B	Frontroof	562615	female
C607_plug	FJB	561577	male	L17.A	FJB	562615	female
C607_socket	FJB	561605	female	L17.B	FJB	562615	female
C617	Mirror_LH	563801	male	L18	Entracedoor	562549	male
C617	Mirror_LH	563800	female	L19	Entracedoor	562549	male
C618	Mirror_RH	563801	male	L21	Frontroof	562486	female
C618	Mirror_RH	563800	female	L22	Frontroof	562486	female
C_ALT	Enginectmpt.	562581	male	L23	frontroof	562486	female
C_ALT	Enginectmpt.	562583	female	L24	Frontroof	562486	female
C_ALT3	Enginectmpt.	562477	male	L25	Frontroof	562486	female
C_ALT3	Enginectmpt.	562479	female	L26	Frontroof	562486	female
C_BCAM	Rearvehicule	561581	male	L27	Frontroof	562486	female
C_Mo9	Evap_Cmpt	561577	male	L63	Front_Side_LH	562155	male
C_Mo9	Evap_Cmpt	561605	female	L64	Outside_Front_RH	562155	male
C_Se51	Driverseat	563589	male	L65	Outside_Front_LH	562155	male
C_Se51	Driverseat	563590	female	L66	Out_Side_Front_LH	562155	male
CCust	Parcel_Rack_Fr_WCL	562477	male	L67	4th_Lugg_Cmpt	562155	male
CCust	RJB	562479	female	L68	4th_Lugg_Cmpt	562155	male
CFF4_1	SlideOutElectCmpt.	561986	male	L69	4th_Lugg_Cmpt	562155	male
CFF4_1	SlideOutElectCmpt.	561987	female	L70	4th_Lugg_Cmpt	562155	male
CFF4_2	SlideOutElectCmpt.	561986	male	L72	Rear_Vehicle	562155	male
CFF4_2	SlideOutElectCmpt.	561987	female	L74	Rearvehicle	562155	male
Clnt1	FJB	563227	male	L75	Rearenginedoor	562155	male



# CONNECTORS LIST

No	Location	Part #	Gender	No	Location	Part #	Gender
L76	Rearvehicle	562155	male	L187	Engine_Cmpt	561690	male
L81.A	Rear_Vehicle	562835	female	L193.A	Dash	560488	female
L81.B	Rear_Vehicle	562834	male	L193.B	Dash	560488	female
L82A	Rearvehicule	562348	female	L194.A	Dash	562019	female
L83A	Rearvehicule	562348	female	L194.B	Dash	560488	female
L84	DPFDoor	562486	female	L195.A	Dash	560488	female
L85	DPFDoor	562486	female	L195.B	Dash	560488	female
L86	DPFDoor	562486	female	L199	Enginectmpt.	562848	male
L87	Rearroof	562486	female	L203	RH_Console	561690	male
L88	Rearroof	562486	female	L204	Parcel_Rack_RH	562803	male
L89	Rearroof	562486	female	L205	Enginectmpt.	562485	male
L90	Rearroof	562486	female	L206	Parcel_Rack_RH	562803	male
L93.A	Rearvehicle	563069	female	L211	Entracedoor	562549	male
L93.B	Rearvehicle	563069	female	L282	Engine_Cmpt	561690	male
L94.A	Rearvehicle	563069	female	L285.A	Rear_Vehicle	562835	female
L94.B	Rearvehicle	563069	female	L285.B	Rear_Vehicle	562834	male
L95	Frontvehicle	562485	male	L286.A	Rear_Vehicle	562835	female
L95A	Frontvehicle	562485	male	L286.B	Rear_Vehicle	562834	male
L96	Frontvehicle	562485	male	L290	EngineCmpt.	562565	female
L96A	Frontvehicle	562485	male	L291	EngineCmpt.	562565	female
L97.A	Outside_Front_LH	563069	female	L298A	Enginectmpt.	563590	female
L97.B	Outside_Front_LH	563069	female	L306	RJBCmpt.	561247	male
L98.A	Entrance_Door	563069	female	L314	Frontvehicle	562789	male
L98.B	Outside_Front_RH	563069	female	L315	Frontvehicle	562789	male
L120	Frontvehicle	562237	female	L319	WCLunderplatform	561247	male
L170	4thLuggCmpt.	561247	male	L350A.A	Rearaxlecmpt.	564552	male
L171	4thLuggCmpt.	561247	male	L350A.B	Rearaxlecmpt.	563340	male
L173	Parcelrack	563590	female	L350A.C	Rearaxlecmpt.	562251	male
L174A	Parcelrack	563590	female	Mo3	Dash	561667	female
L175	EngineCmpt.	563590	female	Mo4	Dash	562076	male
L176	5th_Lugg_Cmpt	561247	male	Mo7	Cond_Cmpt	563691	male
L177	5th_Lugg_Cmpt	561247	male	Mo8	Cond_Cmpt	563691	male
L178	3rdLuggCmpt.	561247	male	Mo10	2nd lugg cmpt.	561477	female
L179	3rdLuggCmpt.	561247	male	Mo11	CondensorCmpt.	568089	male
L180	2nd_Lugg_Cmpt	561247	male	Mo12	Engine_Cmpt	561690	male
L181	2nd_Lugg_Cmpt	561247	male	Mo15	Front_Ceiling	560900	female
L182	1st_Lugg_Cmpt	561247	male	Mo16	Front_Ceiling	560900	female
L183	1st_Lugg_Cmpt	561247	male	Mo17	RH_Console	563626	male
L184	Servicecmpt.	561247	male	Mo18	Frontroof	562474	male
L185.A	Servicecmpt.	561539	male	Mo19	Fr_Service_Door	562474	male
L185.B	Servicecmpt.	561539	male	Mo20	Fr_Service_Door	562474	male
L186.A	Dash	561539	male	Mo21	Frontroof	561186	male
L186.B	Dash	561539	male	Mo22	RH_Console	561186	male

# CONNECTORS LIST

No	Location	Part #	Gender	No	Location	Part #	Gender
Mo23	Entracedoor	564161	male	R27	Dash	564496	male
Mo24	RH_Console	562348	female	R28	FJB	564496	male
Mo25	RH_Console	562348	female	R29	RJB	563409	male
Mo26	Entracedoor	564161	male	R30	FJB	564496	male
Mo27	Cond_Cmpt	563691	male	R34	RJB	564210	male
Mo28	Cond_Cmpt	563691	male	R36	Dash	564496	male
Mo29	RJB	561248	female	R37	Dash	564496	male
Mo30	1stLuggCmpt.LH	564161	male	R38	FJB	564496	male
Mo31	1stLuggCmpt.RH	564161	male	R47	Parcelrack	564496	male
Mo33	2ndLuggCmpt.RH	564161	male	Res3.A	ParcelRack	563590	female
Mo35	3rdLuggCmpt.RH	564161	male	Res4	RH_Console	563590	female
Mo37	4thLuggCmpt.RH	564161	male	Res6	FJB	563590	female
Mo39	5thLuggCmpt.RH	564161	male	Res7	Dash	563590	female
Mo40	FrontLHwindow	561477	female	Res15	Engine_Cmpt	561782	male
Mo44	RearLHwindow	561477	female	Res19	Dash	563590	female
Mo50	Frontvehicle	561690	male	Res20	Frontvehicule	563590	female
Mo51	Frontvehicle	561690	male	Res31	Ureacmpt.	562350	male
Mo54	Service_Cmpt	562474	male	Res32	Ureacmpt.	563764	female
Mo56	RearRHwindow	561477	female	Res53	Dash	563590	female
Mo58	FrontLHwindow	561477	female	Res99	Dash	563590	female
Mo65	Enginecmpt.	568089	male	RFF4_1	Slideout	564496	male
Mo67	Enginecmpt.	568089	male	RFF4_2	Slideout	564496	male
Mo68	Enginecmpt.	568089	male	RSO3_1	Slideout	564496	male
Mo69	Enginecmpt.	568089	male	RSO3_2	Slideout	564496	male
Mo70	Enginecmpt.	568089	male	RSO1_1	Slideout	564496	male
Mo71	Enginecmpt.	568089	male	RSO1_2	Slideout	564496	male
Mo72	Enginecmpt.	568089	male	RSO2_1	Slideout	564496	male
Mo73	Enginecmpt.	568089	male	RSO2_2	Slideout	564496	male
MoFF4	FRRHslideout	562485	male	RSO4_1	Slideout	564496	male
MoSo1	Slideout	562350	male	RSO4_2	Slideout	564496	male
MoSo2	Slideout	562350	male	RSO4_3	Slideout	564496	male
MoSO3	Slideout	562350	male	RSO4_4	Slideout	564496	male
MoSO4	Slideout	562350	male	Se2	servicecmpt.	561566	female
MoSO4	Slideout	562350	male	Se11.A	Cond_Cmpt	560082	female
Pot1.A	Dash	560488	female	Se11.B	Cond_Cmpt	560082	female
Pot1.B	Dash	560488	female	Se11.C	Cond_Cmpt	560082	female
Pot1.C	Dash	560488	female	Se13	Engine_Cmpt	562350	male
R1	RJB	562486	female	Se14.A	Driver_Area	561782	male
R3	RJB	563409	male	Se14.B	Driver_Area	561781	female
R6	Frontvehicle	564496	male	Se16.A	Frontvehicle	562651	female
R7	Frontvehicle	564496	male	Se16.B	Frontvehicle	562651	female
R12	Evap_Cmpt	563409	male	Se17.A	Frontvehicle	562019	female
R21	FJB	560525	male	Se17.B	Frontvehicle	562019	female

# CONNECTORS LIST

No	Location	Part #	Gender	No	Location	Part #	Gender
Se18	Servicecmpt.	561566	female	Se_FF4_RrUp	Slideout	562477	male
Se19_P	Service_Cmpt	563677	male	Se_SO4_Fr	Slideout	562477	male
Se19_S	Service_Cmpt	563677	male	Se_SO4_Rr	Slideout	562477	male
Se20	Evap_Cmpt	562426	male	SES01	Slideout	563159	female
Se21	Dash	561248	female	SES02_SESO3	Slideout	562479	female
Se23	Engine_Cmpt	563159	male	SES05_SESO6	Slideout	562479	female
Se23A	EngineCmpt.	563159	female	SES07_SESO8	Slideout	562479	female
Se24	EvapCmpt.	563758	female	shell1_1641	Driver_Area	562471	male
Se24A	EvapCmpt.	563758	female	So7	Service_Cmpt	561566	female
Se25	Passenger_Area	561248	female	So8	Servicecmpt.	641385	male
Se29	Engine_Cmpt	561566	female	So9	Enginecmpt.	560016	female
Se30	Enginedoor	562877	female	So11	Cond_Cmpt	561566	female
Se31	Enginedoor	562877	female	So13	evap_compt.	641385	male
Se32	Rear_Axle_Cmpt	562426	male	So17	servicecmpt.	562848	male
Se33	Rear_Axle_Cmpt	562856	male	So21	Front_Axle_Cmpt	564046	female
Se34	Rear_Axle_Cmpt	562426	male	So22	Front_Axle_Cmpt	564046	female
Se35	Rear_Axle_Cmpt	562426	male	So23	Rear_Axle_Cmpt	564046	female
Se36	Rear_Axle_Cmpt	562427	male	So24	Rear_Axle_Cmpt	564046	female
Se37	Front_Axle_LH	641132	female	So27	Rearaxlecmpt.	564045	female
Se38	Front_Axle_RH	641132	female	So28	Pneuplate	641385	male
Se39	Rear_Axle_LH	641132	female	So29	Pneuplate	641385	male
Se40	Rear_Axle_LH	641132	female	So30	Pneuplate	641385	male
Se41	Cond.door	562877	female	So31	Pneuplate	641385	male
Se45	Servicecmpt.	563409	male	So32	Pneuplate	641385	male
Se46	Rearaxlecmpt.	562348	female	So36	Enginecmpt.	561690	male
Se49	CondCmpt.	562348	female	So38	Dash	561566	female
Se53	Service_Cmpt	563159	female	So50	Rearaxlecmpt.	564046	female
Se54	Service_Cmpt	563159	female	So52	Rearaxlecmpt.	564045	female
Se55	Service_Cmpt	563159	female	SoSo1	Slideout	564045	female
Se56	WCLdoor	562479	female	SoSo2	Slideout	564045	female
Se60	Service_Cmpt	563409	male	SoSo3	Slideout	564045	female
Se63	Rearaxlecmpt.	641132	female	SOSO4	Slideout	564045	female
Se64	Rearaxlecmpt.	641132	female	SoSo5	Slideout	564045	female
Se65	Dash	564042	female	SoSo6	Slideout	564045	female
Se66	FJB	564039	female	SoSo7	Slideout	564045	female
Se67	Frontaxlecmpt.	563159	female	SoSo8	Slideout	564045	female
Se69	Frontaxlecmpt.	563159	female	SoSo9	Slideout	564045	female
Se89	Enginecmpt.	562350	male	SoSo10	Slideout	564045	female
Se94	WCLdoor	562877	female	spBar4	Enginecmpt.	564135	male
Se100	WCLdoor	562479	female	spBar5	Enginecmpt.	564135	male
Se_FF4	Slideout	562477	male	spBar6	Enginecmpt.	564135	male
Se_FF4	Slideout	562477	male	spBar7	Enginecmpt.	564135	male
Se_FF4	Slideout	562477	male	spBar11	Enginecmpt.	564135	male

# CONNECTORS LIST

No	Location	Part #	Gender	No	Location	Part #	Gender
spBar12	Enginectpt.	564135	male	Sw48.A	LuggCmpt.	562485	male
spBar13	Enginectpt.	564135	male	Sw48.B	LuggCmpt.	562486	female
spBar14	Enginectpt.	564135	male	Sw49.A	LuggCmpt.	562485	male
spBar15	Enginectpt.	564135	male	Sw49.B	LuggCmpt.	562486	female
spBar16	Enginectpt.	564135	male	Sw50.A	LuggCmpt.	562485	male
spBar19	Condensorcmt.	564135	male	Sw50.B	LuggCmpt.	562486	female
spBar20	Condensorcmt.	564135	male	Sw51.A	LuggCmpt.	562485	male
spBar21	Condensorcmt.	564135	male	Sw51.B	LuggCmpt.	562486	female
spBar22	Enginectpt.	564135	male	Sw52.A	LuggCmpt.	562485	male
spBar23	Enginectpt.	564135	male	Sw52.B	LuggCmpt.	562486	female
spBar24	Enginectpt.	564135	male	Sw58	EngineCmpt.	563135	male
Sw1.C258	Driver_Area	561188	female	Sw59	Enginectpt.	563135	male
Sw1.C259	Driver_Area	561186	male	Sw63A	LHConsole	562763	male
Sw2	Dash	562763	male	Sw64.A	LHConsole	560815	female
Sw3	Dash	562763	male	Sw64.B	LHConsole	560815	female
Sw4	Dash	562763	male	Sw82	RJB	563135	male
Sw5	Dash	562763	male	Sw83.A	Dash	560082	female
Sw6	Dash	562763	male	Sw83.B	Dash	560815	female
Sw14	Dash	562763	male	Sw83.C	Dash	560082	female
Sw16	Dash	562763	male	Sw83.D	Dash	560815	female
Sw17	Dash	562763	male	Sw85	LH_Console	562749	male
Sw18A	LHConsole	562763	male	Sw99	Dash	562763	male
Sw24.A	Dash	562763	male	Sw102	Dash	562763	male
Sw32.A	LuggCmpt.	562485	male	Sw103A	LHConsole	562763	male
Sw32.A	LuggCmpt.	562485	male	Sw104	Dash	562763	male
Sw32.B	LuggCmpt.	562486	female	Sw107.A	LHConsole	561457	female
Sw33.A	LuggCmpt.	562485	male	Sw107.B	LHConsole	561457	female
Sw33.B	LuggCmpt.	562486	female	Sw107.C	LHConsole	561457	female
Sw35	Console	562763	male	Sw107.D	LHConsole	561457	female
Sw38	LH_Console	562763	male	Sw107.E	LHConsole	561457	female
Sw39.A	LuggCmpt.	562403	female	Sw107.F	LHConsole	561457	female
Sw39.B	LuggCmpt.	562403	female	Sw107.G	LHConsole	561457	female
Sw40	LH_Console	561690	male	Sw107.H	LHConsole	561457	female
Sw41	LH_Console	562749	male	Sw107.J	LHConsole	561457	female
Sw42	Lugg_Cmpt	561636	female	Sw107.K	LHConsole	561457	female
Sw44.A	LuggCmpt.	562403	female	Sw108	LHConsole	562763	male
Sw44.B	LuggCmpt.	562403	female	Sw110.A	3rdLuggagedoorRH	560079	female
Sw45.A	LuggCmpt.	562485	male	Sw110.B	3rdLuggagedoorRH	560079	female
Sw45.B	LuggCmpt.	562486	female	Sw114.A	1st lugg cmpt.	560079	female
Sw46.A	LuggCmpt.	562485	male	Sw114.B	1st lugg cmpt.	560079	female
Sw46.B	LuggCmpt.	562486	female	Sw115.A	4rd lugg cmpt.	560079	female
Sw47.A	LuggCmpt.	562485	male	Sw115.B	4rd lugg cmpt.	560079	female
Sw47.B	LuggCmpt.	562486	female	Sw116.A	4rd lugg cmpt.	560079	female



# CONNECTORS LIST

No	Location	Part #	Gender	No	Location	Part #	Gender
A1	RJB	563975	male	A80	Parcelrack	562479	female
A2	FJB	563984	male	A81.JA	FJB	562767	male
A3	Dash	562363	male	A81.JB	FJB	562765	male
A4.A	Service_Cmpt	562428	female	A81.JC	FJB	562957	male
A4.B	Service_Cmpt	561188	female	A83	Parcelrack	565970	female
A5	Service_Cmpt	562428	female	A96	FJB	564205	male
A6	Engine_Cmpt	562427	male	A96S	FJB	564073	female
A7	Rear_Axle_Cmpt	563979	male	A97	Dash	563226	male
A9.Cx1	FJB	564041	female	A99	FJB	564205	male
A9.Cx2	FJB	563678	male	A100S	Front_Axle_Cmpt	563758	female
A9.Cx3	FJB	564037	female	A101S	Rear_RH_Axle_Cmpt	563758	female
A9.Cx4	FJB	564038	female	A102S	Rear_RH_Axle_Cmpt	563758	female
A14.A	Dash	562766	male	A101S	Rear_RH_Axle_Cmpt	563758	female
A14.B	Dash	562767	male	A103	Dash	562070	female
A14.C	Dash	562765	male	A106	LHConsole	565974	male
A15	Dash	562464	male	A114A	Dash	564252	male
A18.J1	FJB	562794	male	A130	Driver_Area	563226	male
A18.J2	FJB	562650	male	A131.A	Engine_Cmpt	561782	male
A24.A	RH_Console	561890	male	A131.B	Engine_Cmpt	561781	female
A24.B	RH_Console	561566	female	A137A	Condensercmpt.	20429843	male
A24.C	RH_Console	561889	female	A138	Cond_Cmpt	563787	male
A27	Service_Cmpt	562929	male	A139	Dash	564501	male
A28	Service_Cmpt	562928	male	AE41.J1	FJB	563679	male
A29	Dash	562464	male	AE41.J2	FJB	564037	female
A30.A	Dash	561611	male	AE41.J3	FJB	564004	male
A30.C	Dash	561566	female	AE42.J1	FJB	563679	male
A31.J1	Dash	562780	male	AE42.J2	FJB	564037	female
A31.J2	Dash	562842	male	AE42.J3	FJB	564004	male
A31.J3	Dash	562464	male	AE43.J1	FJB	563679	male
A31.J4	Dash	562465	male	AE43.J2	FJB	564037	male
A31.J5	Dash	563071	male	AE43.J3	FJB	565957	male
A32.A	Dash	561611	male	AE44.J1	FJB	563679	male
A32.C	Dash	561566	female	AE44.J2	FJB	564037	female
A34.J	Enginecmpt.	568118	male	AE44.J3	FJB	565957	male
A34.K	Enginecmpt.	564270	male	AE45.J1	FJB	563679	male
A34.L	Enginecmpt.	564269	male	AE45.J2	FJB	564037	female
A36.JA	FJB	562767	male	AE45.J3	FJB	565957	male
A36.JB	FJB	562765	male	AE46.J1	FJB	563679	male
A36.JC	FJB	562957	male	AE46.J2	FJB	564037	female
A40.A	Enginecmpt.	561668	male	AE46.J3	FJB	565957	male
A77	Parcelrack	564547	male	AE47.J1	RH_console	563679	male
A78	Parcelrack	562583	female	AE47.J2	RH_console	564037	female
A79	Parcelrack	562583	female	AE47.J3	RH_console	565957	male

# CONNECTORS LIST

No	Location	Part #	Gender	No	Location	Part #	Gender
AE48.J1	RH_console	563679	male	AltLR.B	Enginectpt.	560815	female
AE48.J2	RH_console	564037	female	AltLR.C	Enginectpt.	564469	female
AE48.J3	RH_console	565957	male	AltUR.A	Enginectpt.	563746	female
AE49.J1	RJB	563679	male	AltUR.B	Enginectpt.	560815	female
AE49.J2	RJB	564037	male	AltUR.C	Enginectpt.	564469	female
AE49.J3	RJB	565957	male	B85	Engine_Cmpt	563815	male
AE50.J1	RJB	563679	male	B96	Engine_Cmpt	563821	male
AE50.J2	RJB	564037	male	B96B	Engine_Cmpt	563823	male
AE50.J3	RJB	565957	male	B97	Engine_Cmpt	563816	male
AE51.J1	RJB	563679	male	B98	Engine_Cmpt	563817	male
AE51.J2	RJB	564037	female	B99	Engine_Cmpt	563815	male
AE51.J3	RJB	565957	male	B115A	Enginectpt.	564226	male
AE52.J1	RJB	563679	male	B142C	Enginectpt.	563793	male
AE52.J2	RJB	564037	female	B310	Enginectpt.	565967	male
AE52.J3	RJB	565957	male	C1	FJB	563589	male
AE54.J1	Evaporatorcmpt.	563679	male	C1	FJB	563590	female
AE54.J2	Evaporatorcmpt.	564037	female	C1S	FJB	563589	male
AE54.J3	Evaporatorcmpt.	565957	male	C1S	FJB	563590	female
AE55.J1	Dash	563679	male	C2	Service_Cmpt	563580	male
AE55.J2	Dash	564037	female	C2	Service_Cmpt	563581	female
AE55.J3	Dash	564004	male	C2A	FJB	563580	male
AE56.J1	Dash	563679	male	C2A	FJB	563581	female
AE56.J2	Dash	564037	male	C2B	FJB	564034	male
AE56.J3	Dash	564004	male	C2B	FJB	564035	female
AE57.J1	WCLcmpt.	563679	male	C3_plug	RJB	563589	male
AE57.J2	WCLcmpt.	564037	male	C3_socket	RJB	563590	female
AE57.J3	WCLcmpt.	564004	male	C3S	RJB	563593	male
AE58.J1	Slideoutpanel	563679	male	C3S	RJB	563590	female
AE58.J2	Slideoutpanel	564037	male	C4	FJB	563580	male
AE58.J3	Slideoutpanel	565957	male	C4	FJB	563581	female
AE59.J1	Slideoutpanel	563679	male	C5	FJB	563589	male
AE59.J2	Slideoutpanel	564037	female	C5	FJB	563590	female
AE59.J3	Slideoutpanel	565957	male	C5S	FJB	563589	male
AE60.J1	Slideoutpanel	563679	male	C5S	FJB	563590	female
AE60.J2	Slideoutpanel	564037	male	C6	FJB	563582	male
AE60.J3	Slideoutpanel	565957	male	C6	FJB	563583	female
AE61.J1	Slideoutpanel	563679	male	C7	Dash	562581	male
AE61.J2	Slideoutpanel	564037	male	C7	Dash	562583	female
AE61.J3	Slideoutpanel	565957	male	C8	FJB	563227	male
AltLL.A	Enginectpt.	563746	female	C8	FJB	563614	female
AltLL.B	Enginectpt.	560815	female	C9	RJB	561986	male
AltLL.C	Enginectpt.	564469	female	C9	RJB	561987	female
AltLR.A	enginectpt.	563746	female	C10	Enginedoor	562581	male

# CONNECTORS LIST

No	Location	Part #	Gender	No	Location	Part #	Gender
C10	Enginedoor	562583	female	C36	FJB	561986	male
C11	Service_Cmpt	563580	male	C36	FJB	561987	female
C11	Service_Cmpt	563581	female	C39A	Firesuppressioncmpt.	561782	male
C12	Engine_Cmpt	562581	male	C39A	Firesuppressioncmpt.	561781	female
C12	Engine_Cmpt	562583	female	C40	Dash	562485	male
C13_plug	RH_Console	563589	male	C40	Dash	562486	female
C13_socket	RH_Console	563590	female	C44_plug	FJB	561577	male
C13S	RH_Console	563589	male	C44_socket	FJB	561605	female
C13S	RH_Console	563590	female	C45	FJB	561643	male
C14	WCLSystem	561550	male	C45	FJB	561642	female
C14	WCLSystem	561667	female	C46	3rdlugg.cmpt.	562549	male
C14A	Frontvehicle	562581	male	C46	3rdlugg.cmpt.	562550	female
C14A	Frontvehicle	562583	female	C49	FJB	562005	male
C15A	evaporatorcmpt.	568110	male	C49	FJB	561714	female
C15A	evaporatorcmpt.	568109	female	C50	RJB	568110	male
C17	RJB	560195	male	C50	RJB	568109	female
C17	RJB	560169	female	C54	Enginecmpt.	563226	male
C18	FJB	561986	male	C54	Enginecmpt.	563613	female
C18	FJB	561987	female	C54A	Ureacmpt.	568110	male
C19	RJB	561986	male	C54A	Ureacmpt.	568109	female
C19	RJB	561987	female	C54B	EngineCmpt.	562477	male
C19A	RJB	561986	male	C54B	EngineCmpt.	562479	female
C19A	RJB	561987	female	C59	RJB	561643	male
C23	Evaporatorcmpt.	564034	male	C59	RJB	561642	female
C23	Evaporatorcmpt.	564035	female	C64	Enginecmpt.	568110	male
C24_plug	Evap_Cmpt	561690	male	C64	Enginecmpt.	568109	female
C24_socket	Evap_Cmpt	561566	female	C71	FJB	561646	male
C26	Ureacmpt.	563226	male	C71	FJB	561645	female
C26	Ureacmpt.	563613	female	C72	FJB	561646	male
C26A	Ureacmpt.	568110	male	C72	FJB	561645	female
C26A	Ureacmpt.	568109	female	C74	FJB	561645	female
C26B	Ureacmpt.	563227	male	C74	FJB	561646	male
C26B	Ureacmpt.	563614	female	C75	1st lugg cmpt.	561515	male
C29	4rd_Lugg_Cmpt	563651	male	C75	1st lugg cmpt.	561552	female
C29	3rd_Lugg_Cmpt	563652	female	C76	1st lugg cmpt.	561515	male
C30	3rd_Lugg_Cmpt	561710	male	C76	1st lugg cmpt.	561552	female
C30	3rd_Lugg_Cmpt	561709	female	C77	2nd lugg cmpt.	561515	male
C32W	parcelrack	561734	male	C77	2nd lugg cmpt.	561552	female
C32W	parcelrack	561735	female	C78	2nd lugg cmpt.	561515	male
C33	WCLcmpt.	564034	male	C78	2nd lugg cmpt.	561552	female
C33	WCLcmpt.	564035	female	C79	3rdlugg.cmpt.	561515	male
C34	RH_Console	561986	male	C79	3rdlugg.cmpt.	561552	female
C34	RH_Console	561987	female	C80	3rdlugg.cmpt.	561515	male



# CONNECTORS LIST

No	Location	Part #	Gender	No	Location	Part #	Gender
C80	3rdlugg.compt.	561552	female	C133	Dash	561987	female
C81	4th lugg.compt.	561515	male	C133A	Dash	561986	male
C81	4th lugg.compt.	561552	female	C152	Cond_Cmpt	561611	male
C82	4th lugg.compt.	561515	male	C152	Cond_Cmpt	561610	female
C82	4th lugg.compt.	561552	female	C170	LH_Console	561637	male
C83	5th lugg.compt.	561515	male	C170	LH_Console	561636	female
C83	5th lugg.compt.	561552	female	C171	LH_Console	561646	male
C84	5th lugg.compt.	561515	male	C171	LH_Console	561645	female
C84	5th lugg.compt.	561552	female	C172	LHConsole	561637	male
C87	Rearvehicule	563618	male	C172	LHConsole	561635	female
C87	Rearvehicule	563616	female	C193_plug	RJB	563589	male
C88	WCLCmpt.	563226	male	C193_socket	RJB	563590	female
C88	WCLCmpt.	563613	female	C194	FJB	563589	male
C89	Rearvehicule	561581	male	C194	FJB	563590	female
C89	Rearvehicule	561582	female	C195	Dash	563347	male
C91	RJB	562285	male	C195	Dash	560489	female
C91	RJB	562282	female	C200	FJB	561607	male
C94_plug	FJB	563589	male	C200	FJB	561606	female
C94_socket	FJB	563590	female	C222	FJB	562477	male
C96	FJB	561646	male	C222	FJB	562479	female
C96	FJB	561645	female	C223	FJB	563227	male
C97	FJB	561643	male	C223	FJB	563614	female
C97	FJB	561642	female	C224	FJB	561637	male
C99	Rearvehicule	562581	male	C224	FJB	561636	female
C99	Rearvehicule	562583	female	C225	FJB	562650	male
C100	Evaporatorcmpt.	562477	male	C225	FJB	562649	female
C100	Evaporatorcmpt.	562479	female	C226	FJB	562650	male
C100S	EvaporatorCmpt.	562477	male	C226	FJB	562649	female
C100S	EvaporatorCmpt.	562479	female	C228	CondensorCmpt.	562477	male
C101	Service_Cmpt	561690	male	C228	CondensorCmpt.	562479	female
C101	Service_Cmpt	561566	female	C266	Dash	561640	male
C105_plug	FJB	562581	male	C266	Dash	561639	female
C105_socket	FJB	562583	female	C279	Service_Cmpt	562477	male
C106_plug	FJB	562581	male	C279	Service_Cmpt	562479	female
C106_socket	FJB	562583	female	C380A	Dash	564222	male
C110	Dash	568110	male	C380A	Dash	564224	female
C110	Dash	568109	female	C397	RJB	562285	male
C119A	Enginedoor	568110	male	C397	RJB	562282	female
C119A	Enginedoor	568109	female	C463	rearaxlecompt.	568112	male
C131A	Engine_Cmpt	561782	male	C463	rearaxlecompt.	568111	female
C131A	Engine_Cmpt	561781	female	C464A	Dash	564222	male
C131B	Engine_Cmpt	561782	male	C464A	Dash	564224	female
C131B	Engine_Cmpt	561781	female	C550	Rearrightwindow	561476	male

# CONNECTORS LIST

No	Location	Part #	Gender	No	Location	Part #	Gender
C550	Rearrightwindow	561477	female	Clnt1	FJB	563614	female
C551	3rdLuggageCmpt.	561476	male	Clnt2	FJB	563226	male
C551	3rdLuggageCmpt.	561477	female	Clnt2	FJB	563613	female
C552	2ndLuggageCmpt.	561476	male	CSo1	SlideOutElectCmpt.	563226	male
C552	2ndLuggageCmpt.	561477	female	CSo1	SlideOutElectCmpt.	563613	female
C553	1stLuggageCmpt.	561476	male	CSo2	SlideOutElectCmpt.	561643	male
C553	1stLuggageCmpt.	561477	female	CSo2	SlideOutElectCmpt.	561641	female
C554	Frontrightwindow	561476	male	CSo5	SlideOutElectCmpt.	564034	male
C554	Frontrightwindow	561477	female	CSo5	SlideOutElectCmpt.	564035	female
C555	Frontleftwindow	561476	male	CSo7	SlideOutElectCmpt.	562581	male
C555	Frontleftwindow	561477	female	CSo7	SlideOutElectCmpt.	562583	female
C556	Rearleftwindow	561476	male	CSo8	SlideOutElectCmpt.	562581	male
C556	Rearleftwindow	561477	female	CSo8	SlideOutElectCmpt.	562583	female
C557	1stLuggageCmpt.	561476	male	CSo9	SlideOutElectCmpt.	562581	male
C557	1stLuggageCmpt.	561477	female	CSo9	SlideOutElectCmpt.	562583	female
C558	2ndLuggageCmpt.	561476	male	CT_In	EngineCmpt.	563582	male
C558	2ndLuggageCmpt.	561477	female	CT_In	EngineCmpt.	563583	female
C559	3rdLuggageCmpt.	561476	male	EI	Enginectmpt.	563739	male
C559	3rdLuggageCmpt.	561477	female	L10	Dash	561247	male
C606_plug	FJB	561690	male	L16.A	Frontroof	562615	female
C606_socket	FJB	561566	female	L16.B	Frontroof	562615	female
C607_plug	FJB	561577	male	L17.A	FJB	562615	female
C607_socket	FJB	561605	female	L17.B	FJB	562615	female
C617	Mirror_LH	563801	male	L18	Entracedoor	562549	male
C617	Mirror_LH	563800	female	L19	Entracedoor	562549	male
C618	Mirror_RH	563801	male	L21	Frontroof	562486	female
C618	Mirror_RH	563800	female	L22	Frontroof	562486	female
C_ALT	Enginectmpt.	562581	male	L23	frontroof	562486	female
C_ALT	Enginectmpt.	562583	female	L24	Frontroof	562486	female
C_ALT3	Enginectmpt.	562477	male	L25	Frontroof	562486	female
C_ALT3	Enginectmpt.	562479	female	L26	Frontroof	562486	female
C_BCAM	Rearvehicule	561581	male	L27	Frontroof	562486	female
C_Mo9	Evap_Cmpt	561577	male	L63	Front_Side_LH	562155	male
C_Mo9	Evap_Cmpt	561605	female	L64	Outside_Front_RH	562155	male
C_Se51	Driverseat	563589	male	L65	Outside_Front_LH	562155	male
C_Se51	Driverseat	563590	female	L66	Out_Side_Front_LH	562155	male
CCust	Parcel_Rack_Fr_WCL	562477	male	L67	4th_Lugg_Cmpt	562155	male
CCust	RJB	562479	female	L68	4th_Lugg_Cmpt	562155	male
CFF4_1	SlideOutElectCmpt.	561986	male	L69	4th_Lugg_Cmpt	562155	male
CFF4_1	SlideOutElectCmpt.	561987	female	L70	4th_Lugg_Cmpt	562155	male
CFF4_2	SlideOutElectCmpt.	561986	male	L72	Rear_Vehicle	562155	male
CFF4_2	SlideOutElectCmpt.	561987	female	L74	Rearvehicle	562155	male
Clnt1	FJB	563227	male	L75	Rearenginedoor	562155	male

# CONNECTORS LIST

No	Location	Part #	Gender	No	Location	Part #	Gender
L76	Rearvehicle	562155	male	L187	Engine_Cmpt	561690	male
L81.A	Rear_Vehicle	562835	female	L193.A	Dash	560488	female
L81.B	Rear_Vehicle	562834	male	L193.B	Dash	560488	female
L82A	Rearvehicule	562348	female	L194.A	Dash	562019	female
L83A	Rearvehicule	562348	female	L194.B	Dash	560488	female
L84	DPFDoor	562486	female	L195.A	Dash	560488	female
L85	DPFDoor	562486	female	L195.B	Dash	560488	female
L86	DPFDoor	562486	female	L199	Enginectmpt.	562848	male
L87	Rearroof	562486	female	L203	RH_Console	561690	male
L88	Rearroof	562486	female	L204	Parcel_Rack_RH	562803	male
L89	Rearroof	562486	female	L205	Enginectmpt.	562485	male
L90	Rearroof	562486	female	L206	Parcel_Rack_RH	562803	male
L93.A	Rearvehicle	563069	female	L211	Entracedoor	562549	male
L93.B	Rearvehicle	563069	female	L282	Engine_Cmpt	561690	male
L94.A	Rearvehicle	563069	female	L285.A	Rear_Vehicle	562835	female
L94.B	Rearvehicle	563069	female	L285.B	Rear_Vehicle	562834	male
L95	Frontvehicle	562485	male	L286.A	Rear_Vehicle	562835	female
L95A	Frontvehicle	562485	male	L286.B	Rear_Vehicle	562834	male
L96	Frontvehicle	562485	male	L290	EngineCmpt.	562565	female
L96A	Frontvehicle	562485	male	L291	EngineCmpt.	562565	female
L97.A	Outside_Front_LH	563069	female	L298A	Enginectmpt.	563590	female
L97.B	Outside_Front_LH	563069	female	L306	RJBCmpt.	561247	male
L98.A	Entrance_Door	563069	female	L314	Frontvehicle	562789	male
L98.B	Outside_Front_RH	563069	female	L315	Frontvehicle	562789	male
L120	Frontvehicle	562237	female	L319	WCLunderplatform	561247	male
L170	4thLuggCmpt.	561247	male	L350A.A	Rearaxlecmpt.	564552	male
L171	4thLuggCmpt.	561247	male	L350A.B	Rearaxlecmpt.	563340	male
L173	Parcelrack	563590	female	L350A.C	Rearaxlecmpt.	562251	male
L174A	Parcelrack	563590	female	Mo3	Dash	561667	female
L175	EngineCmpt.	563590	female	Mo4	Dash	562076	male
L176	5th_Lugg_Cmpt	561247	male	Mo7	Cond_Cmpt	563691	male
L177	5th_Lugg_Cmpt	561247	male	Mo8	Cond_Cmpt	563691	male
L178	3rdLuggCmpt.	561247	male	Mo10	2nd lugg cmpt.	561477	female
L179	3rdLuggCmpt.	561247	male	Mo11	CondensorCmpt.	568089	male
L180	2nd_Lugg_Cmpt	561247	male	Mo12	Engine_Cmpt	561690	male
L181	2nd_Lugg_Cmpt	561247	male	Mo15	Front_Ceiling	560900	female
L182	1st_Lugg_Cmpt	561247	male	Mo16	Front_Ceiling	560900	female
L183	1st_Lugg_Cmpt	561247	male	Mo17	RH_Console	563626	male
L184	Servicecmpt.	561247	male	Mo18	Frontroof	562474	male
L185.A	Servicecmpt.	561539	male	Mo19	Fr_Service_Door	562474	male
L185.B	Servicecmpt.	561539	male	Mo20	Fr_Service_Door	562474	male
L186.A	Dash	561539	male	Mo21	Frontroof	561186	male
L186.B	Dash	561539	male	Mo22	RH_Console	561186	male

# CONNECTORS LIST

No	Location	Part #	Gender	No	Location	Part #	Gender
Mo23	Entracedoor	564161	male	R27	Dash	564496	male
Mo24	RH_Console	562348	female	R28	FJB	564496	male
Mo25	RH_Console	562348	female	R29	RJB	563409	male
Mo26	Entracedoor	564161	male	R30	FJB	564496	male
Mo27	Cond_Cmpt	563691	male	R34	RJB	564210	male
Mo28	Cond_Cmpt	563691	male	R36	Dash	564496	male
Mo29	RJB	561248	female	R37	Dash	564496	male
Mo30	1stLuggCmpt.LH	564161	male	R38	FJB	564496	male
Mo31	1stLuggCmpt.RH	564161	male	R47	Parcelrack	564496	male
Mo33	2ndLuggCmpt.RH	564161	male	Res3.A	ParcelRack	563590	female
Mo35	3rdLuggCmpt.RH	564161	male	Res4	RH_Console	563590	female
Mo37	4thLuggCmpt.RH	564161	male	Res6	FJB	563590	female
Mo39	5thLuggCmpt.RH	564161	male	Res7	Dash	563590	female
Mo40	FrontLHwindow	561477	female	Res15	Engine_Cmpt	561782	male
Mo44	RearLHwindow	561477	female	Res19	Dash	563590	female
Mo50	Frontvehicle	561690	male	Res20	Frontvehicule	563590	female
Mo51	Frontvehicle	561690	male	Res31	Ureacmpt.	562350	male
Mo54	Service_Cmpt	562474	male	Res32	Ureacmpt.	563764	female
Mo56	RearRHwindow	561477	female	Res53	Dash	563590	female
Mo58	FrontLHwindow	561477	female	Res99	Dash	563590	female
Mo65	Enginecmpt.	568089	male	RFF4_1	Slideout	564496	male
Mo67	Enginecmpt.	568089	male	RFF4_2	Slideout	564496	male
Mo68	Enginecmpt.	568089	male	RSO3_1	Slideout	564496	male
Mo69	Enginecmpt.	568089	male	RSO3_2	Slideout	564496	male
Mo70	Enginecmpt.	568089	male	RSO1_1	Slideout	564496	male
Mo71	Enginecmpt.	568089	male	RSO1_2	Slideout	564496	male
Mo72	Enginecmpt.	568089	male	RSO2_1	Slideout	564496	male
Mo73	Enginecmpt.	568089	male	RSO2_2	Slideout	564496	male
MoFF4	FRRHslideout	562485	male	RSO4_1	Slideout	564496	male
MoSo1	Slideout	562350	male	RSO4_2	Slideout	564496	male
MoSo2	Slideout	562350	male	RSO4_3	Slideout	564496	male
MoSO3	Slideout	562350	male	RSO4_4	Slideout	564496	male
MoSO4	Slideout	562350	male	Se2	servicecmpt.	561566	female
MoSO4	Slideout	562350	male	Se11.A	Cond_Cmpt	560082	female
Pot1.A	Dash	560488	female	Se11.B	Cond_Cmpt	560082	female
Pot1.B	Dash	560488	female	Se11.C	Cond_Cmpt	560082	female
Pot1.C	Dash	560488	female	Se13	Engine_Cmpt	562350	male
R1	RJB	562486	female	Se14.A	Driver_Area	561782	male
R3	RJB	563409	male	Se14.B	Driver_Area	561781	female
R6	Frontvehicle	564496	male	Se16.A	Frontvehicle	562651	female
R7	Frontvehicle	564496	male	Se16.B	Frontvehicle	562651	female
R12	Evap_Cmpt	563409	male	Se17.A	Frontvehicle	562019	female
R21	FJB	560525	male	Se17.B	Frontvehicle	562019	female

# CONNECTORS LIST

No	Location	Part #	Gender	No	Location	Part #	Gender
Se18	Servicecmpt.	561566	female	Se_FF4_RrUp	Slideout	562477	male
Se19_P	Service_Cmpt	563677	male	Se_SO4_Fr	Slideout	562477	male
Se19_S	Service_Cmpt	563677	male	Se_SO4_Rr	Slideout	562477	male
Se20	Evap_Cmpt	562426	male	SES01	Slideout	563159	female
Se21	Dash	561248	female	SES02_SESO3	Slideout	562479	female
Se23	Engine_Cmpt	563159	male	SES05_SESO6	Slideout	562479	female
Se23A	EngineCmpt.	563159	female	SES07_SESO8	Slideout	562479	female
Se24	EvapCmpt.	563758	female	shell1_1641	Driver_Area	562471	male
Se24A	EvapCmpt.	563758	female	So7	Service_Cmpt	561566	female
Se25	Passenger_Area	561248	female	So8	Servicecmpt.	641385	male
Se29	Engine_Cmpt	561566	female	So9	Enginecmpt.	560016	female
Se30	Enginedoor	562877	female	So11	Cond_Cmpt	561566	female
Se31	Enginedoor	562877	female	So13	evap_compt.	641385	male
Se32	Rear_Axle_Cmpt	562426	male	So17	servicecmpt.	562848	male
Se33	Rear_Axle_Cmpt	562856	male	So21	Front_Axle_Cmpt	564046	female
Se34	Rear_Axle_Cmpt	562426	male	So22	Front_Axle_Cmpt	564046	female
Se35	Rear_Axle_Cmpt	562426	male	So23	Rear_Axle_Cmpt	564046	female
Se36	Rear_Axle_Cmpt	562427	male	So24	Rear_Axle_Cmpt	564046	female
Se37	Front_Axle_LH	641132	female	So27	Rearaxlecmpt.	564045	female
Se38	Front_Axle_RH	641132	female	So28	Pneuplate	641385	male
Se39	Rear_Axle_LH	641132	female	So29	Pneuplate	641385	male
Se40	Rear_Axle_LH	641132	female	So30	Pneuplate	641385	male
Se41	Cond.door	562877	female	So31	Pneuplate	641385	male
Se45	Servicecmpt.	563409	male	So32	Pneuplate	641385	male
Se46	Rearaxlecmpt.	562348	female	So36	Enginecmpt.	561690	male
Se49	CondCmpt.	562348	female	So38	Dash	561566	female
Se53	Service_Cmpt	563159	female	So50	Rearaxlecmpt.	564046	female
Se54	Service_Cmpt	563159	female	So52	Rearaxlecmpt.	564045	female
Se55	Service_Cmpt	563159	female	SoSo1	Slideout	564045	female
Se56	WCLdoor	562479	female	SoSo2	Slideout	564045	female
Se60	Service_Cmpt	563409	male	SoSo3	Slideout	564045	female
Se63	Rearaxlecmpt.	641132	female	SOSO4	Slideout	564045	female
Se64	Rearaxlecmpt.	641132	female	SoSo5	Slideout	564045	female
Se65	Dash	564042	female	SoSo6	Slideout	564045	female
Se66	FJB	564039	female	SoSo7	Slideout	564045	female
Se67	Frontaxlecmpt.	563159	female	SoSo8	Slideout	564045	female
Se69	Frontaxlecmpt.	563159	female	SoSo9	Slideout	564045	female
Se89	Enginecmpt.	562350	male	SoSo10	Slideout	564045	female
Se94	WCLdoor	562877	female	spBar4	Enginecmpt.	564135	male
Se100	WCLdoor	562479	female	spBar5	Enginecmpt.	564135	male
Se_FF4	Slideout	562477	male	spBar6	Enginecmpt.	564135	male
Se_FF4	Slideout	562477	male	spBar7	Enginecmpt.	564135	male
Se_FF4	Slideout	562477	male	spBar11	Enginecmpt.	564135	male

# CONNECTORS LIST

No	Location	Part #	Gender	No	Location	Part #	Gender
spBar12	Enginectpt.	564135	male	Sw48.A	LuggCmpt.	562485	male
spBar13	Enginectpt.	564135	male	Sw48.B	LuggCmpt.	562486	female
spBar14	Enginectpt.	564135	male	Sw49.A	LuggCmpt.	562485	male
spBar15	Enginectpt.	564135	male	Sw49.B	LuggCmpt.	562486	female
spBar16	Enginectpt.	564135	male	Sw50.A	LuggCmpt.	562485	male
spBar19	Condensorcmt.	564135	male	Sw50.B	LuggCmpt.	562486	female
spBar20	Condensorcmt.	564135	male	Sw51.A	LuggCmpt.	562485	male
spBar21	Condensorcmt.	564135	male	Sw51.B	LuggCmpt.	562486	female
spBar22	Enginectpt.	564135	male	Sw52.A	LuggCmpt.	562485	male
spBar23	Enginectpt.	564135	male	Sw52.B	LuggCmpt.	562486	female
spBar24	Enginectpt.	564135	male	Sw58	EngineCmpt.	563135	male
Sw1.C258	Driver_Area	561188	female	Sw59	Enginectpt.	563135	male
Sw1.C259	Driver_Area	561186	male	Sw63A	LHConsole	562763	male
Sw2	Dash	562763	male	Sw64.A	LHConsole	560815	female
Sw3	Dash	562763	male	Sw64.B	LHConsole	560815	female
Sw4	Dash	562763	male	Sw82	RJB	563135	male
Sw5	Dash	562763	male	Sw83.A	Dash	560082	female
Sw6	Dash	562763	male	Sw83.B	Dash	560815	female
Sw14	Dash	562763	male	Sw83.C	Dash	560082	female
Sw16	Dash	562763	male	Sw83.D	Dash	560815	female
Sw17	Dash	562763	male	Sw85	LH_Console	562749	male
Sw18A	LHConsole	562763	male	Sw99	Dash	562763	male
Sw24.A	Dash	562763	male	Sw102	Dash	562763	male
Sw32.A	LuggCmpt.	562485	male	Sw103A	LHConsole	562763	male
Sw32.A	LuggCmpt.	562485	male	Sw104	Dash	562763	male
Sw32.B	LuggCmpt.	562486	female	Sw107.A	LHConsole	561457	female
Sw33.A	LuggCmpt.	562485	male	Sw107.B	LHConsole	561457	female
Sw33.B	LuggCmpt.	562486	female	Sw107.C	LHConsole	561457	female
Sw35	Console	562763	male	Sw107.D	LHConsole	561457	female
Sw38	LH_Console	562763	male	Sw107.E	LHConsole	561457	female
Sw39.A	LuggCmpt.	562403	female	Sw107.F	LHConsole	561457	female
Sw39.B	LuggCmpt.	562403	female	Sw107.G	LHConsole	561457	female
Sw40	LH_Console	561690	male	Sw107.H	LHConsole	561457	female
Sw41	LH_Console	562749	male	Sw107.J	LHConsole	561457	female
Sw42	Lugg_Cmpt	561636	female	Sw107.K	LHConsole	561457	female
Sw44.A	LuggCmpt.	562403	female	Sw108	LHConsole	562763	male
Sw44.B	LuggCmpt.	562403	female	Sw110.A	3rdLuggagedoorRH	560079	female
Sw45.A	LuggCmpt.	562485	male	Sw110.B	3rdLuggagedoorRH	560079	female
Sw45.B	LuggCmpt.	562486	female	Sw114.A	1st lugg cmpt.	560079	female
Sw46.A	LuggCmpt.	562485	male	Sw114.B	1st lugg cmpt.	560079	female
Sw46.B	LuggCmpt.	562486	female	Sw115.A	4rd lugg cmpt.	560079	female
Sw47.A	LuggCmpt.	562485	male	Sw115.B	4rd lugg cmpt.	560079	female
Sw47.B	LuggCmpt.	562486	female	Sw116.A	4rd lugg cmpt.	560079	female

# CONNECTORS LIST

No	Location	Part #	Gender	No	Location	Part #	Gender
Sw116.B	4rd lugg compt.	560079	female				
Sw119	Dash	562763	male				
Sw122	Dash	562763	male				
Sw137	Dash	562763	male				
Sw156	LHConsole	562763	male				
Sw157	Dash	562763	male				
Sw158	Dash	562763	male				
SwSo1	FRLHSlideOut	561552	female				
SwSo2	RRLHSlideOut	561552	female				
SwSo3	RRLHSlideOut	561552	female				
SwSo4	FRRHSlideOut	561552	female				
VECF1	FJB	563186	male				
VECF2	FJB	563183	male				
VECF3	FJB	563185	male				
VECF4	FJB	563182	male				
VECF9	FJB	563448	male				
VECF10	FJB	563181	male				
VECF11	FJB	563184	male				
VECF12	FJB	563187	male				
VECR1	RJB	563186	male				
VECR2	RJB	563183	male				
VECR3	RJB	563185	male				
VECR4	RJB	563182	male				
VECR9	RJB	563448	male				
VECR10	RJB	563181	male				
VECR11	RJB	563184	male				
VECR12	RJB	563187	male				
VECT2	Rearvehicle	563716	male				
VECT3	Rearvehicle	563718	male				
VECT4	Rearvehicle	563714	male				
Y80	Engine_Cmpt	563789	male				
Y81	Cond_Cmpt	563793	male				

# CONNECTORS LIST

No	Location	Part #	Gender	No	Location	Part #	Gender
Mo10		561477	female	MoSO4_1	Slideout	562350	male
Mo11	CondensorCmpt.	568089	male	MoSO4_2	Slideout	562350	male
Mo12	Engine_Cmpt	561690	male	Pot1.A	Dash	560488	female
Mo15	Front_Ceiling	560900	female	Pot1.B	Dash	560488	female
Mo16	Front_Ceiling	560900	female	Pot1.C	Dash	560488	female
Mo17	RH_Console	563626	male	R1		562486	female
Mo18		562474	male	R3	RJB	563409	male
Mo19	Fr_Service_Door	562474	male	R6	Frontvehicle	564496	male
Mo20	Fr_Service_Door	562474	male	R7	Frontvehicle	564496	male
Mo21	Frontroof	561186	male	R12	Evap_Cmpt	563409	male
Mo22	RH_Console	561186	male	R21		560525	male
Mo23	Entracedoor	564161	male	R27	Dash	564496	male
Mo24	RH_Console	562348	female	R28	FJB	564496	male
Mo25	RH_Console	562348	female	R29	RJB	563409	male
Mo26	Entracedoor	564161	male	R30	FJB	564496	male
Mo27	Cond_Cmpt	563691	male	R34	RJB	564210	male
Mo28	Cond_Cmpt	563691	male	R36	Dash	564496	male
Mo29	RJB	561248	female	R37	Dash	564496	male
Mo30	1stLuggCmpt.LH	564161	male	R38	FJB	564496	male
Mo31	1stLuggCmpt.RH	564161	male	R47	Parcelrack	564496	male
Mo33	2ndLuggCmpt.RH	564161	male	Res3.A	ParcelRack	563590	female
Mo35	3rdLuggCmpt.RH	564161	male	Res4	RH_Console	563590	female
Mo37	4thLuggCmpt.RH	564161	male	Res6	FJB	563590	female
Mo39	5thLuggCmpt.RH	564161	male	Res7		563590	female
Mo40	FrontLHwindow	561477	female	Res15	Engine_Cmpt	561782	male
Mo44	RearLHwindow	561477	female	Res19	Dash	563590	female
Mo50	Frontvehicle	561690	male	Res20	Frontvehicule	563590	female
Mo51	Frontvehicle	561690	male	Res31	Ureacmpt.	562350	male
Mo54	Service_Cmpt	562474	male	Res32	Ureacmpt.	563764	female
Mo56	RearRHwindow	561477	female	Res46	Rear_Axle_Cmpt	563590	female
Mo58	FrontLHwindow	561477	female	Res53		563590	female
Mo65	Enginecmpt.	568089	male	Res99		563590	female
Mo67	Enginecmpt.	568089	male	RFF4_1	Slideout	564496	male
Mo68	Enginecmpt.	568089	male	RFF4_2	Slideout	564496	male
Mo69	Enginecmpt.	568089	male	RS03_1	Slideout	564496	male
Mo70	Enginecmpt.	568089	male	RS03_2	Slideout	564496	male
Mo71	Enginecmpt.	568089	male	RSO1_1	Slideout	564496	male
Mo72	Enginecmpt.	568089	male	RSO1_2	Slideout	564496	male
Mo73	Enginecmpt.	568089	male	RSO2_1	Slideout	564496	male
MoFF4_1	FRRHslideout	562485	male	RSO2_2	Slideout	564496	male
MoSo1		562350	male	RSO4_1	Slideout	564496	male
MoSo2		562350	male	RSO4_2	Slideout	564496	male
MoSO3		562350	male	RSO4_3	Slideout	564496	male



# CONNECTORS LIST

No	Location	Part #	Gender	No	Location	Part #	Gender
A1	RJB	563975	male	A80	Parcelrack	562479	female
A2	FJB	563984	male	A81.JA	FJB	562767	male
A3	Dash	562363	male	A81.JB	FJB	562765	male
A4.A	Service_Cmpt	562428	female	A81.JC	FJB	562957	male
A4.B	Service_Cmpt	561188	female	A83	Parcelrack	565970	female
A5	Service_Cmpt	562428	female	A96	FJB	564205	male
A6	Engine_Cmpt	562427	male	A97	Dash	563226	male
A7	Rear_Axle_Cmpt	563979	male	A99		564205	male
A9.Cx1	FJB	564041	female	A100	Front_Axle_Cmpt	563632	male
A9.Cx2	FJB	563678	male	A101	Rear_Axle_Cmpt	563632	male
A9.Cx3	FJB	564037	female	A102	Rear_Axle_Cmpt	563632	male
A9.Cx4	FJB	564038	female	A103	Dash	562070	female
A14.A	Dash	562766	male	A106	LHConsole	565974	male
A14.B	Dash	562767	male	A114A	Dash	564252	male
A14.C	Dash	562765	male	A130	Driver_Area	563226	male
A15	Dash	562464	male	A131.A	Engine_Cmpt	561782	male
A18.J1	FJB	562794	male	A131.B	Engine_Cmpt	561781	female
A18.J2	FJB	562650	male	A137A	Condensercmpt.	20429843	male
A24.A	RH_Console	561890	male	A138	Cond_Cmpt	563787	male
A24.B	RH_Console	561566	female	A139	Dash	564501	male
A24.C	RH_Console	561889	female	AE41.J1	FJB	563679	male
A27	Service_Cmpt	562929	male	AE41.J2	FJB	564037	female
A28	Service_Cmpt	562928	male	AE41.J3	FJB	564004	male
A29	Dash	562464	male	AE42.J1	FJB	563679	male
A30.A	Dash	561611	male	AE42.J2	FJB	564037	female
A30.C	Dash	561566	female	AE42.J3	FJB	564004	male
A31.J1	Dash	562780	male	AE43.J1	FJB	563679	male
A31.J2	Dash	562842	male	AE43.J2	FJB	564037	male
A31.J3	Dash	562464	male	AE43.J3	FJB	565957	male
A31.J4	Dash	562465	male	AE44.J1	FJB	563679	male
A31.J5	Dash	563071	male	AE44.J2	FJB	564037	female
A32.A	Dash	561611	male	AE44.J3	FJB	565957	male
A32.C	Dash	561566	female	AE45.J1	FJB	563679	male
A34.J	Enginectmpt.	568118	male	AE45.J2	FJB	564037	female
A34.K	Enginectmpt.	564270	male	AE45.J3	FJB	565957	male
A34.L	Enginectmpt.	564269	male	AE46.J1	FJB	563679	male
A36.JA	FJB	562767	male	AE46.J2	FJB	564037	female
A36.JB	FJB	562765	male	AE46.J3	FJB	565957	male
A36.JC	FJB	562957	male	AE47.J1	RH_console	563679	male
A40.A		561668	male	AE47.J2	RH_console	564037	female
A77	Parcelrack	564547	male	AE47.J3	RH_console	565957	male
A78	Parcelrack	562583	female	AE48.J1	RH_console	563679	male
A79	Parcelrack	562583	female	AE48.J2	RH_console	564037	female

# CONNECTORS LIST

No	Location	Part #	Gender	No	Location	Part #	Gender
AE48.J3	RH_console	565957	male	AltUR.A	Enginecmpt.	563746	female
AE49.J1	RJB	563679	male	AltUR.B	Enginecmpt.	560815	female
AE49.J2	RJB	564037	male	AltUR.C	Enginecmpt.	564469	female
AE49.J3	RJB	565957	male	B85	Engine_Cmpt	563815	male
AE50.J1	RJB	563679	male	B96	Engine_Cmpt	563821	male
AE50.J2	RJB	564037	male	B96B	Engine_Cmpt	563823	male
AE50.J3	RJB	565957	male	B97	Engine_Cmpt	563816	male
AE51.J1	RJB	563679	male	B98	Engine_Cmpt	563817	male
AE51.J2	RJB	564037	female	B99		563815	male
AE51.J3	RJB	565957	male	B115A	Enginecmpt.	564226	male
AE52.J1	RJB	563679	male	B142C	Enginecmpt.	563793	male
AE52.J2	RJB	564037	female	B310	Enginecmpt.	565967	male
AE52.J3	RJB	565957	male	C1	FJB	563589	male
AE54.J1	Evaporatorcmpt.	563679	male	C1	FJB	563590	female
AE54.J2	Evaporatorcmpt.	564037	female	C1S	FJB	563589	male
AE54.J3	Evaporatorcmpt.	565957	male	C1S	FJB	563590	female
AE55.J1	Dash	563679	male	C2	Service_Cmpt	563580	male
AE55.J2	Dash	564037	female	C2	Service_Cmpt	563581	female
AE55.J3	Dash	564004	male	C2A	FJB	563580	male
AE56.J1	Dash	563679	male	C2A	FJB	563581	female
AE56.J2	Dash	564037	male	C2B	FJB	564034	male
AE56.J3	Dash	564004	male	C2B	FJB	564035	female
AE57.J1	WCLcmpt.	563679	male	C3_plug	RJB	563589	male
AE57.J2	WCLcmpt.	564037	male	C3_socket	RJB	563590	female
AE57.J3	WCLcmpt.	564004	male	C3S	RJB	563593	male
AE58.J1	Slideoutpanel	563679	male	C3S	RJB	563590	female
AE58.J2	Slideoutpanel	564037	male	C4	FJB	563580	male
AE58.J3	Slideoutpanel	565957	male	C4	FJB	563581	female
AE59.J1	Slideoutpanel	563679	male	C5	FJB	563589	male
AE59.J2	Slideoutpanel	564037	female	C5	FJB	563590	female
AE59.J3	Slideoutpanel	565957	male	C5S	FJB	563589	male
AE60.J1	Slideoutpanel	563679	male	C5S	FJB	563590	female
AE60.J2	Slideoutpanel	564037	male	C6	FJB	563582	male
AE60.J3	Slideoutpanel	565957	male	C6	FJB	563583	female
AE61.J1	Slideoutpanel	563679	male	C7	Dash	562581	male
AE61.J2	Slideoutpanel	564037	male	C7	Dash	562583	female
AE61.J3	Slideoutpanel	565957	male	C8	FJB	563227	male
AltLL.A	Enginecmpt.	563746	female	C8	FJB	563614	female
AltLL.B	Enginecmpt.	560815	female	C9	RJB	561986	male
AltLL.C	Enginecmpt.	564469	female	C9	RJB	561987	female
AltLR.A	enginecmpt.	563746	female	C10	Enginedoor	562581	male
AltLR.B	Enginecmpt.	560815	female	C10	Enginedoor	562583	female
AltLR.C	Enginecmpt.	564469	female	C11	Service_Cmpt	563580	male

# CONNECTORS LIST

No	Location	Part #	Gender	No	Location	Part #	Gender
C11	Service_Cmpt	563581	female	C39A	Firesuppressioncmpt.	561782	male
C12	Engine_Cmpt	562581	male	C39A	Firesuppressioncmpt.	561781	female
C12	Engine_Cmpt	562583	female	C40	Dash	562485	male
C13_plug	RH_Console	563589	male	C40	Dash	562486	female
C13_socket	RH_Console	563590	female	C44_plug	FJB	561577	male
C13S	RH_Console	563589	male	C44_socket	FJB	561605	female
C13S	RH_Console	563590	female	C45	FJB	561643	male
C14	WCLSystem	561550	male	C45	FJB	561642	female
C14	WCLSystem	561667	female	C46	3rdlugg.cmpt.	562549	male
C14A	Frontvehicle	562581	male	C46	3rdlugg.cmpt.	562550	female
C14A	Frontvehicle	562583	female	C49	FJB	562005	male
C15A		568110	male	C49	FJB	561714	female
C15A		568109	female	C50	RJB	568110	male
C17	RJB	560195	male	C50	RJB	568109	female
C17	RJB	560169	female	C54	Enginecmpt.	563226	male
C18	FJB	561986	male	C54	Enginecmpt.	563613	female
C18	FJB	561987	female	C54A		568110	male
C19	RJB	561986	male	C54A		568109	female
C19	RJB	561987	female	C54B	EngineCmpt.	562477	male
C19A	RJB	561986	male	C54B	EngineCmpt.	562479	female
C19A	RJB	561987	female	C59	RJB	561643	male
C23	Evaporatorcmpt.	564034	male	C59	RJB	561642	female
C23	Evaporatorcmpt.	564035	female	C64		568110	male
C24_plug	Evap_Cmpt	561690	male	C64		568109	female
C24_socket	Evap_Cmpt	561566	female	C71	FJB	561646	male
C26	Ureacmpt.	563226	male	C71	FJB	561645	female
C26	Ureacmpt.	563613	female	C72	FJB	561646	male
C26A		568110	male	C72	FJB	561645	female
C26A		568109	female	C74	FJB	561645	female
C26B	Ureacmpt.	563227	male	C74	FJB	561646	male
C26B	Ureacmpt.	563614	female	C75		561515	male
C29	4rd_Lugg_Cmpt	563651	male	C75		561552	female
C29	3rd_Lugg_Cmpt	563652	female	C76		561515	male
C30	3rd_Lugg_Cmpt	561710	male	C76		561552	female
C30	3rd_Lugg_Cmpt	561709	female	C77		561515	male
C32W		561734	male	C77		561552	female
C32W		561735	female	C78		561515	male
C33	WCLcmpt.	564034	male	C78		561552	female
C33	WCLcmpt.	564035	female	C79		561515	male
C34	RH_Console	561986	male	C79		561552	female
C34	RH_Console	561987	female	C80		561515	male
C36	FJB	561986	male	C80		561552	female
C36	FJB	561987	female	C81		561515	male

# CONNECTORS LIST

No	Location	Part #	Gender	No	Location	Part #	Gender
C81		561552	female	C133		561986	male
C82		561515	male	C133		561987	female
C82		561552	female	C133A		561986	male
C83		561515	male	C133A		561987	female
C83		561552	female	C152	Cond_Cmpt	561611	male
C84		561515	male	C152	Cond_Cmpt	561610	female
C84		561552	female	C170	LH_Console	561637	male
C87	Rearvehicule	563618	male	C170	LH_Console	561636	female
C87	Rearvehicule	563616	female	C171	LH_Console	561646	male
C88	WCLCmpt.	563226	male	C171	LH_Console	561645	female
C88	WCLCmpt.	563613	female	C172	LHConsole	561637	male
C89	Rearvehicule	561581	male	C172	LHConsole	561635	female
C89	Rearvehicule	561582	female	C193_plug	RJB	563589	male
C91	RJB	562285	male	C193_socket	RJB	563590	female
C91	RJB	562282	female	C194	FJB	563589	male
C94_plug	FJB	563589	male	C194	FJB	563590	female
C94_socket	FJB	563590	female	C195		563347	male
C96	FJB	561646	male	C195		560489	female
C96	FJB	561645	female	C200	FJB	561607	male
C97	FJB	561643	male	C200	FJB	561606	female
C97	FJB	561642	female	C222	FJB	562477	male
C99	Rearvehicule	562581	male	C222	FJB	562479	female
C99	Rearvehicule	562583	female	C223	FJB	563227	male
C100	Evaporatorcmpt.	562477	male	C223	FJB	563614	female
C100	Evaporatorcmpt.	562479	female	C224	FJB	561637	male
C100S	EvaporatorCmpt.	562477	male	C224	FJB	561636	female
C100S	EvaporatorCmpt.	562479	female	C225	FJB	562650	male
C101	Service_Cmpt	561690	male	C225	FJB	562649	female
C101	Service_Cmpt	561566	female	C226	FJB	562650	male
C105_plug	FJB	562581	male	C226	FJB	562649	female
C105_socket	FJB	562583	female	C228	CondensorCmpt.	562477	male
C106_plug	FJB	562581	male	C228	CondensorCmpt.	562479	female
C106_socket	FJB	562583	female	C266	Dash	561640	male
C110		568110	male	C266	Dash	561639	female
C110		568109	female	C279	Service_Cmpt	562477	male
C119A		568110	male	C279	Service_Cmpt	562479	female
C119A		568109	female	C380A	Dash	564222	male
C131A	Engine_Cmpt	561782	male	C380A	Dash	564224	female
C131A	Engine_Cmpt	561781	female	C397	RJB	562285	male
C131B	Engine_Cmpt	561782	male	C397	RJB	562282	female
C131B	Engine_Cmpt	561781	female	C463		568112	male
C132		561515	male	C463		568111	female
C132		561552	female	C464A	Dash	564222	male

# CONNECTORS LIST

No	Location	Part #	Gender	No	Location	Part #	Gender
C464A	Dash	564224	female	C_Mo9	Evap_Cmpt	561605	female
C550	Rearrightwindow	561476	male	C_Se51		563589	male
C550	Rearrightwindow	561477	female	C_Se51		563590	female
C551	3rdLuggageCmpt.	561476	male	CCust	Parcel_Rack_Fr_WCL	562477	male
C551	3rdLuggageCmpt.	561477	female	CCust	RJB	562479	female
C552	2ndLuggageCmpt.	561476	male	CFF4_1	SlideOutElectCmpt.	561986	male
C552	2ndLuggageCmpt.	561477	female	CFF4_1	SlideOutElectCmpt.	561987	female
C553	1stLuggageCmpt.	561476	male	CFF4_2	SlideOutElectCmpt.	561986	male
C553	1stLuggageCmpt.	561477	female	CFF4_2	SlideOutElectCmpt.	561987	female
C554	Frontrightwindow	561476	male	Clnt1	FJB	563227	male
C554	Frontrightwindow	561477	female	Clnt1	FJB	563614	female
C555	Frontleftwindow	561476	male	Clnt2	FJB	563226	male
C555	Frontleftwindow	561477	female	Clnt2	FJB	563613	female
C556	Rearleftwindow	561476	male	CSo1	SlideOutElectCmpt.	563226	male
C556	Rearleftwindow	561477	female	CSo1	SlideOutElectCmpt.	563613	female
C557	1stLuggageCmpt.	561476	male	CSo2	SlideOutElectCmpt.	561643	male
C557	1stLuggageCmpt.	561477	female	CSo2	SlideOutElectCmpt.	561641	female
C558	2ndLuggageCmpt.	561476	male	CSo5	SlideOutElectCmpt.	564034	male
C558	2ndLuggageCmpt.	561477	female	CSo5	SlideOutElectCmpt.	564035	female
C559	3rdLuggageCmpt.	561476	male	CSo7	SlideOutElectCmpt.	562581	male
C559	3rdLuggageCmpt.	561477	female	CSo7	SlideOutElectCmpt.	562583	female
C606_plug		561690	male	CSo8	SlideOutElectCmpt.	562581	male
C606_socket		561566	female	CSo8	SlideOutElectCmpt.	562583	female
C606A		561690	male	CSo9	SlideOutElectCmpt.	562581	male
C606A		561566	female	CSo9	SlideOutElectCmpt.	562583	female
C606B		561690	male	CT_In	EngineCmpt.	563582	male
C606B		561566	female	CT_In	EngineCmpt.	563583	female
C607_plug		561577	male	CT_Out		560478	female
C607_socket		561605	female	EI	Enginecmpt.	563739	male
C607A		561577	male	L10	Dash	561247	male
C607A		561605	female	L16.A	Frontroof	562615	female
C607B		561577	male	L16.B	Frontroof	562615	female
C607B		561605	female	L17.A	FJB	562615	female
C617	Mirror_LH	563801	male	L17.B	FJB	562615	female
C617	Mirror_LH	563800	female	L18	Entracedoor	562549	male
C618	Mirror_RH	563801	male	L19	Entracedoor	562549	male
C618	Mirror_RH	563800	female	L21	Frontroof	562486	female
C_ALT	Enginecmpt.	562581	male	L22	Frontroof	562486	female
C_ALT	Enginecmpt.	562583	female	L23	frontroof	562486	female
C_ALT3	Enginecmpt.	562477	male	L24	Frontroof	562486	female
C_ALT3	Enginecmpt.	562479	female	L25	Frontroof	562486	female
C_BCAM	Rearvehicule	561581	male	L26	Frontroof	562486	female
C_Mo9	Evap_Cmpt	561577	male	L27	Frontroof	562486	female

# CONNECTORS LIST

No	Location	Part #	Gender	No	Location	Part #	Gender
L63	Front_Side_LH	562155	male	L178	3rdLuggCmpt.	561247	male
L64	Outside_Front_RH	562155	male	L179	3rdLuggCmpt.	561247	male
L65	Outside_Front_LH	562155	male	L180	2nd_Lugg_Cmpt	561247	male
L66	Out_Side_Front_LH	562155	male	L181	2nd_Lugg_Cmpt	561247	male
L67	4th_Lugg_Cmpt	562155	male	L182	1st_Lugg_Cmpt	561247	male
L68	4th_Lugg_Cmpt	562155	male	L183	1st_Lugg_Cmpt	561247	male
L69	4th_Lugg_Cmpt	562155	male	L184	Servicecmpt.	561247	male
L70	4th_Lugg_Cmpt	562155	male	L185.A	Servicecmpt.	561539	male
L72	Rear_Vehicle	562155	male	L185.B	Servicecmpt.	561539	male
L74	Rearvehicle	562155	male	L186.A	Dash	561539	male
L75	Rearenginedoor	562155	male	L186.B	Dash	561539	male
L76	Rearvehicle	562155	male	L187	Engine_Cmpt	561690	male
L81.A	Rear_Vehicle	562835	female	L193.A	Dash	560488	female
L81.B	Rear_Vehicle	562834	male	L193.B	Dash	560488	female
L82A	Rearvehicule	562348	female	L194.A	Dash	562019	female
L83A	Rearvehicule	562348	female	L194.B	Dash	560488	female
L84	DPFDoor	562486	female	L195.A	Dash	560488	female
L85	DPFDoor	562486	female	L195.B	Dash	560488	female
L86	DPFDoor	562486	female	L199	Enginecmpt.	562848	male
L87	Rearroof	562486	female	L203	RH_Console	561690	male
L88	Rearroof	562486	female	L204	Parcel_Rack_RH	562803	male
L89	Rearroof	562486	female	L205	Enginecmpt.	562485	male
L90	Rearroof	562486	female	L206	Parcel_Rack_RH	562803	male
L93.A	Rearvehicle	563069	female	L211	Entracedoor	562549	male
L93.B	Rearvehicle	563069	female	L282	Engine_Cmpt	561690	male
L94.A	Rearvehicle	563069	female	L285.A	Rear_Vehicle	562835	female
L94.B	Rearvehicle	563069	female	L285.B	Rear_Vehicle	562834	male
L95	Frontvehicle	562485	male	L286.A	Rear_Vehicle	562835	female
L95A	Frontvehicle	562485	male	L286.B	Rear_Vehicle	562834	male
L96	Frontvehicle	562485	male	L290	EngineCmpt.	562565	female
L96A	Frontvehicle	562485	male	L291	EngineCmpt.	562565	female
L97.A	Outside_Front_LH	563069	female	L298A	Enginecmpt.	563590	female
L97.B	Outside_Front_LH	563069	female	L306	RJBcmpt.	561247	male
L98.A	Entrance_Door	563069	female	L314	Frontvehicle	562789	male
L98.B	Outside_Front_RH	563069	female	L315	Frontvehicle	562789	male
L120	Frontvehicle	562237	female	L319	WCLunderplatform	561247	male
L170	4thLuggCmpt.	561247	male	L350A.A	Rearaxlecmpt.	564552	male
L171	4thLuggCmpt.	561247	male	L350A.B	Rearaxlecmpt.	563340	male
L173	Parcelrack	563590	female	L350A.C	Rearaxlecmpt.	562251	male
L174A	Parcelrack	563590	female	Mo3	Dash	561667	female
L175	EngineCmpt.	563590	female	Mo4		564161	male
L176	5th_Lugg_Cmpt	561247	male	Mo7	Cond_Cmpt	563691	male
L177	5th_Lugg_Cmpt	561247	male	Mo8	Cond_Cmpt	563691	male

# CONNECTORS LIST

No	Location	Part #	Gender	No	Location	Part #	Gender
RSO4_4	Slideout	564496	male	Se60	Service_Cmpt	563409	male
Se2		561566	female	Se63	Rearaxlecmpt.	641132	female
Se11.A	Cond_Cmpt	560082	female	Se64	Rearaxlecmpt.	641132	female
Se11.B	Cond_Cmpt	560082	female	Se65	Dash	564042	female
Se11.C	Cond_Cmpt	560082	female	Se66	FJB	564039	female
Se13	Engine_Cmpt	562350	male	Se67	Frontaxlecmpt.	563159	female
Se14.A	Driver_Area	561782	male	Se69	Frontaxlecmpt.	563159	female
Se14.B	Driver_Area	561781	female	Se89		562350	male
Se16.A	Frontvehicle	562651	female	Se94		562877	female
Se16.B	Frontvehicle	562651	female	Se100	WCLdoor	562479	female
Se17.A	Frontvehicle	562019	female	Se_FF4_FrDn	Slideout	562477	male
Se17.B	Frontvehicle	562019	female	Se_FF4_FrUp	Slideout	562477	male
Se18	Servicecmpt.	561566	female	Se_FF4_RrDn	Slideout	562477	male
Se19_P	Service_Cmpt	563677	male	Se_FF4_RrUp	Slideout	562477	male
Se19_S	Service_Cmpt	563677	male	Se_SO4_Fr	Slideout	562477	male
Se20	Evap_Cmpt	562426	male	Se_SO4_Rr	Slideout	562477	male
Se21	Dash	561248	female	SES01	Slideout	563159	female
Se23	Engine_Cmpt	563159	male	SES02_SESO3	Slideout	562479	female
Se23A	EngineCmpt.	563159	female	SES05_SESO6	Slideout	562479	female
Se24	EvapCmpt.	563758	female	SES07_SESO8	Slideout	562479	female
Se24A	EvapCmpt.	563758	female	shell1_1641	Driver_Area	562471	male
Se25	Passenger_Area	561248	female	So7	Service_Cmpt	561566	female
Se29	Engine_Cmpt	561566	female	So8	Servicecmpt.	641385	male
Se30	Enginedoor	562877	female	So9	Enginecmpt.	560016	female
Se31	Enginedoor	562877	female	So11	Cond_Cmpt	561566	female
Se32	Rear_Axle_Cmpt	562426	male	So13		641385	male
Se33	Rear_Axle_Cmpt	562856	male	So17		562848	male
Se34	Rear_Axle_Cmpt	562426	male	So21	Front_Axle_Cmpt	564046	female
Se35	Rear_Axle_Cmpt	562426	male	So22	Front_Axle_Cmpt	564046	female
Se36	Rear_Axle_Cmpt	562427	male	So23	Rear_Axle_Cmpt	564046	female
Se37	Front_Axle_LH	641132	female	So24	Rear_Axle_Cmpt	564046	female
Se38	Front_Axle_RH	641132	female	So27	Rearaxlecmpt.	564045	female
Se39	Rear_Axle_LH	641132	female	So28	Pneuplate	641385	male
Se40	Rear_Axle_LH	641132	female	So29	Pneuplate	641385	male
Se41	Cond.door	562877	female	So30	Pneuplate	641385	male
Se45	Servicecmpt.	563409	male	So31	Pneuplate	641385	male
Se46	Rearaxlecmpt.	562348	female	So32	Pneuplate	641385	male
Se49	CondCmpt.	562348	female	So36		561690	male
Se51		563589	male	So38	Dash	561566	female
Se53	Service_Cmpt	563159	female	So50	Rearaxlecmpt.	564046	female
Se54	Service_Cmpt	563159	female	So52	Rearaxlecmpt.	564045	female
Se55	Service_Cmpt	563159	female	SoSo1	Slideout	564045	female
Se56		562479	female	SoSo2	Slideout	564045	female

# CONNECTORS LIST

No	Location	Part #	Gender	No	Location	Part #	Gender
SoSo3	Slideout	564045	female	Sw35	Console	562763	male
SOSO4	Slideout	564045	female	Sw38	LH_Console	562763	male
SoSo5	Slideout	564045	female	Sw39.A	LuggCmpt.	562403	female
SoSo6	Slideout	564045	female	Sw39.B	LuggCmpt.	562403	female
SoSo7	Slideout	564045	female	Sw40	LH_Console	561690	male
SoSo8	Slideout	564045	female	Sw41	LH_Console	562749	male
SoSo9	Slideout	564045	female	Sw42	Lugg_Cmpt	561636	female
SoSo10	Slideout	564045	female	Sw44.A	LuggCmpt.	562403	female
spBar4	Enginecmpt.	564135	male	Sw44.B	LuggCmpt.	562403	female
spBar5	Enginecmpt.	564135	male	Sw45.A	LuggCmpt.	562485	male
spBar6	Enginecmpt.	564135	male	Sw45.B	LuggCmpt.	562486	female
spBar7	Enginecmpt.	564135	male	Sw46.A	LuggCmpt.	562485	male
spBar11	Enginecmpt.	564135	male	Sw46.B	LuggCmpt.	562486	female
spBar12	Enginecmpt.	564135	male	Sw47.A	LuggCmpt.	562485	male
spBar13	Enginecmpt.	564135	male	Sw47.B	LuggCmpt.	562486	female
spBar14	Enginecmpt.	564135	male	Sw48.A	LuggCmpt.	562485	male
spBar15	Enginecmpt.	564135	male	Sw48.B	LuggCmpt.	562486	female
spBar16	Enginecmpt.	564135	male	Sw49.A	LuggCmpt.	562485	male
spBar19	Condensorcmt.	564135	male	Sw49.B	LuggCmpt.	562486	female
spBar20	Condensorcmt.	564135	male	Sw50.A	LuggCmpt.	562485	male
spBar21	Condensorcmt.	564135	male	Sw50.B	LuggCmpt.	562486	female
spBar22	Enginecmpt.	564135	male	Sw51.A	LuggCmpt.	562485	male
spBar23	Enginecmpt.	564135	male	Sw51.B	LuggCmpt.	562486	female
spBar24	Enginecmpt.	564135	male	Sw52.A	LuggCmpt.	562485	male
spBar26	Rear_Axle_Cmpt	564135	male	Sw52.B	LuggCmpt.	562486	female
spBar27	Rear_Axle_Cmpt	564135	male	Sw58	EngineCmpt.	563135	male
Sw1.C258	Driver_Area	561188	female	Sw59	Enginecmpt.	563135	male
Sw1.C259	Driver_Area	561186	male	Sw63A	LHConsole	562763	male
Sw2	Dash	562763	male	Sw64.A	LHConsole	560815	female
Sw3	Dash	562763	male	Sw64.B	LHConsole	560815	female
Sw4	Dash	562763	male	Sw82	RJB	563135	male
Sw5	Dash	562763	male	Sw83.A	Dash	560082	female
Sw6	Dash	562763	male	Sw83.B	Dash	560815	female
Sw14	Dash	562763	male	Sw83.C	Dash	560082	female
Sw16	Dash	562763	male	Sw83.D	Dash	560815	female
Sw17	Dash	562763	male	Sw85	LH_Console	562749	male
Sw18A	LHConsole	562763	male	Sw99	Dash	562763	male
Sw20	Dash	562763	male	Sw102	Dash	562763	male
Sw24.A		562763	male	Sw103A	LHConsole	562763	male
Sw32.A	LuggCmpt.	562485	male	Sw104	Dash	562763	male
Sw32.B	LuggCmpt.	562486	female	Sw107.A	LHConsole	561457	female
Sw33.A	LuggCmpt.	562485	male	Sw107.B	LHConsole	561457	female
Sw33.B	LuggCmpt.	562486	female	Sw107.C	LHConsole	561457	female



# CONNECTORS LIST

No	Location	Part #	Gender	No	Location	Part #	Gender
Sw107.D	LHConsole	561457	female	VECT3	Rearvehicle	563718	male
Sw107.E	LHConsole	561457	female	VECT4	Rearvehicle	563714	male
Sw107.F	LHConsole	561457	female	Y80	Engine_Cmpt	563789	male
Sw107.G	LHConsole	561457	female	Y81	Cond_Cmpt	563793	male
Sw107.H	LHConsole	561457	female				
Sw107.J	LHConsole	561457	female				
Sw107.K	LHConsole	561457	female				
Sw108	LHConsole	562763	male				
Sw110.A	3rdLuggagedoorRH	560079	female				
Sw110.B	3rdLuggagedoorRH	560079	female				
Sw114.A		560079	female				
Sw114.B		560079	female				
Sw115.A		560079	female				
Sw115.B		560079	female				
Sw116.A		560079	female				
Sw116.B		560079	female				
Sw119	Dash	562763	male				
Sw122	Dash	562763	male				
Sw137	Dash	562763	male				
Sw156	LHConsole	562763	male				
Sw157	Dash	562763	male				
Sw158	Dash	562763	male				
SwSo1	FRLHSlideOut	561552	female				
SwSo2	RRLHSlideOut	561552	female				
SwSo3	RRLHSlideOut	561552	female				
SwSo4	FRRHSlideOut	561552	female				
VECF1	FJB	563186	male				
VECF2	FJB	563183	male				
VECF3	FJB	563185	male				
VECF4	FJB	563182	male				
VECF9	FJB	563448	male				
VECF10	FJB	563181	male				
VECF11	FJB	563184	male				
VECF12	FJB	563187	male				
VECR1	RJB	563186	male				
VECR2	RJB	563183	male				
VECR3	RJB	563185	male				
VECR4	RJB	563182	male				
VECR9	RJB	563448	male				
VECR10	RJB	563181	male				
VECR11	RJB	563184	male				
VECR12	RJB	563187	male				
VECT2	Rearvehicle	563716	male				

# CONNECTORS LIST

No	Location	Part #	Gender	No	Location	Part #	Gender
A1	RJB	563975	male	A79	Parcelrack	562583	female
A2	FJB	563984	male	A80	Parcelrack	562479	female
A3	Dash	562363	male	A81.JA	FJB	562767	male
A4.A	Service_Cmpt	562428	female	A81.JB	FJB	562765	male
A4.B	Service_Cmpt	561188	female	A81.JC	FJB	562957	male
A5	Service_Cmpt	562428	female	A83	Parcelrack	565970	female
A6	Engine_Cmpt	562427	male	A96	FJB	564205	male
A7	Rear_Axle_Cmpt	563979	male	A97	Dash	563226	male
A9.Cx1	FJB	564041	female	A99	FJB	564205	male
A9.Cx2	FJB	563678	male	A100	Front_axle_cmpt	563632	male
A9.Cx3	FJB	564037	female	A101	Rear_axle_cmpt	563632	male
A9.Cx4	FJB	564038	female	A102	Rear_axle_cmpt	563632	male
A14.A	Dash	562766	male	A103	Dash	562070	female
A14.B	Dash	562767	male	A106	LHConsole	565974	male
A14.C	Dash	562765	male	A114A	Dash	564252	male
A15	Dash	562464	male	A130	Driver_Area	563226	male
A18.J1	FJB	562794	male	A131.A	Engine_Cmpt	561782	male
A18.J2	FJB	562650	male	A131.B	Engine_Cmpt	561781	female
A24.A	RH_Console	561890	male	A137A	Condensercmpt.	20429843	male
A24.B	RH_Console	561566	female	A138	Cond_Cmpt	563787	male
A24.C	RH_Console	561889	female	A139	Dash	564501	male
A27	Service_Cmpt	562929	male	AE41.J1	FJB	563679	male
A28	Service_Cmpt	562928	male	AE41.J2	FJB	564037	female
A29	Dash	562464	male	AE41.J3	FJB	564004	male
A30.A	Dash	561611	male	AE42.J1	FJB	563679	male
A30.C	Dash	561566	female	AE42.J2	FJB	564037	female
A31.J1	Dash	562780	male	AE42.J3	FJB	564004	male
A31.J2	Dash	562842	male	AE43.J1	FJB	563679	male
A31.J3	Dash	562464	male	AE43.J2	FJB	564037	male
A31.J4	Dash	562465	male	AE43.J3	FJB	565957	male
A31.J5	Dash	563071	male	AE44.J1	FJB	563679	male
A32.A	Dash	561611	male	AE44.J2	FJB	564037	female
A32.C	Dash	561566	female	AE44.J3	FJB	565957	male
A34.J	Enginectmpt.	568118	male	AE45.J1	FJB	563679	male
A34.K	Enginectmpt.	564270	male	AE45.J2	FJB	564037	female
A34.L	Enginectmpt.	564269	male	AE45.J3	FJB	565957	male
A36.JA	FJB	562767	male	AE46.J1	FJB	563679	male
A36.JB	FJB	562765	male	AE46.J2	FJB	564037	female
A36.JC	FJB	562957	male	AE46.J3	FJB	565957	male
A40.A	FJB	561668	male	AE47.J1	RH_console	563679	male
A77	Parcelrack	564547	male	AE47.J2	RH_console	564037	female
A78	Parcelrack	562583	female	AE47.J3	RH_console	565957	male

# CONNECTORS LIST

No	Location	Part #	Gender	No	Location	Part #	Gender
AE48.J1	RH_console	563679	male	AltLR.B	Enginectmpt.	560815	female
AE48.J2	RH_console	564037	female	AltLR.C	Enginectmpt.	564469	female
AE48.J3	RH_console	565957	male	AltUR.A	Enginectmpt.	563746	female
AE49.J1	RJB	563679	male	AltUR.B	Enginectmpt.	560815	female
AE49.J2	RJB	564037	male	AltUR.C	Enginectmpt.	564469	female
AE49.J3	RJB	565957	male	B85	Engine_Cmpt	563815	male
AE50.J1	RJB	563679	male	B96	Engine_Cmpt	563821	male
AE50.J2	RJB	564037	male	B96B	Engine_Cmpt	563823	male
AE50.J3	RJB	565957	male	B97	Engine_Cmpt	563816	male
AE51.J1	RJB	563679	male	B98	Engine_Cmpt	563817	male
AE51.J2	RJB	564037	female	B99	Engine_Cmpt	563815	male
AE51.J3	RJB	565957	male	B115A	Enginectmpt.	564226	male
AE52.J1	RJB	563679	male	B142C	Enginectmpt.	563793	male
AE52.J2	RJB	564037	female	B310	Enginectmpt.	565967	male
AE52.J3	RJB	565957	male	C1	FJB	563589	male
AE54.J1	Evaporatorcmpt.	563679	male	C1	FJB	563590	female
AE54.J2	Evaporatorcmpt.	564037	female	C1S	FJB	563589	male
AE54.J3	Evaporatorcmpt.	565957	male	C1S	FJB	563590	female
AE55.J1	Dash	563679	male	C2	Service_Cmpt	563580	male
AE55.J2	Dash	564037	female	C2	Service_Cmpt	563581	female
AE55.J3	Dash	564004	male	C2A	FJB	563580	male
AE56.J1	Dash	563679	male	C2A	FJB	563581	female
AE56.J2	Dash	564037	male	C2B	FJB	564034	male
AE56.J3	Dash	564004	male	C2B	FJB	564035	female
AE57.J1	WCLcmpt.	563679	male	C3_plug	RJB	563589	male
AE57.J2	WCLcmpt.	564037	male	C3_socket	RJB	563590	female
AE57.J3	WCLcmpt.	564004	male	C3S	RJB	563593	male
AE58.J1	Slideoutpanel	563679	male	C3S	RJB	563590	female
AE58.J2	Slideoutpanel	564037	male	C4	FJB	563580	male
AE58.J3	Slideoutpanel	565957	male	C4	FJB	563581	female
AE59.J1	Slideoutpanel	563679	male	C5	FJB	563589	male
AE59.J2	Slideoutpanel	564037	female	C5	FJB	563590	female
AE59.J3	Slideoutpanel	565957	male	C5S	FJB	563589	male
AE60.J1	Slideoutpanel	563679	male	C5S	FJB	563590	female
AE60.J2	Slideoutpanel	564037	male	C6	FJB	563582	male
AE60.J3	Slideoutpanel	565957	male	C6	FJB	563583	female
AE61.J1	Slideoutpanel	563679	male	C7	Dash	562581	male
AE61.J2	Slideoutpanel	564037	male	C7	Dash	562583	female
AE61.J3	Slideoutpanel	565957	male	C8	FJB	563227	male
AltLL.A	Enginectmpt.	563746	female	C8	FJB	563614	female
AltLL.B	Enginectmpt.	560815	female	C9	RJB	561986	male
AltLL.C	Enginectmpt.	564469	female	C9	RJB	561987	female
AltLR.A	enginectmpt.	563746	female	C10	Enginedoor	562581	male

# CONNECTORS LIST

No	Location	Part #	Gender	No	Location	Part #	Gender
C10	Enginedoor	562583	female	C36	FJB	561986	male
C11	Service_Cmpt	563580	male	C36	FJB	561987	female
C11	Service_Cmpt	563581	female	C39A	Firesuppressioncmpt.	561782	male
C12	Engine_Cmpt	562581	male	C39A	Firesuppressioncmpt.	561781	female
C12	Engine_Cmpt	562583	female	C40	Dash	562485	male
C13_plug	RH_Console	563589	male	C40	Dash	562486	female
C13_socket	RH_Console	563590	female	C44_plug	FJB	561577	male
C13S	RH_Console	563589	male	C44_socket	FJB	561605	female
C13S	RH_Console	563590	female	C45	FJB	561643	male
C14	WCLSystem	561550	male	C45	FJB	561642	female
C14	WCLSystem	561667	female	C46	3rdlugg.cmpt.	562549	male
C14A	Frontvehicle	562581	male	C46	3rdlugg.cmpt.	562550	female
C14A	Frontvehicle	562583	female	C49	FJB	562005	male
C15A	Evaporatorcmpt.	568110	male	C49	FJB	561714	female
C15A	Evaporatorcmpt.	568109	female	C50	RJB	563933	male
C17	RJB	560195	male	C50	RJB	563932	female
C17	RJB	560169	female	C54	Enginecmpt.	563226	male
C18	FJB	561986	male	C54	Enginecmpt.	563613	female
C18	FJB	561987	female	C54A	EngineCmpt.	568110	male
C19	RJB	561986	male	C54A	EngineCmpt.	568109	female
C19	RJB	561987	female	C54B	EngineCmpt.	562477	male
C19A	RJB	561986	male	C54B	EngineCmpt.	562479	female
C19A	RJB	561987	female	C59	RJB	561643	male
C23	Evaporatorcmpt.	564034	male	C59	RJB	561642	female
C23	Evaporatorcmpt.	564035	female	C64	EngineCmpt.	568110	male
C24_plug	Evap_Cmpt	561690	male	C64	EngineCmpt.	568109	female
C24_socket	Evap_Cmpt	561566	female	C71	FJB	561646	male
C26	Ureacmpt.	563226	male	C71	FJB	561645	female
C26	Ureacmpt.	563613	female	C72	FJB	561646	male
C26A	Ureacmpt.	568110	male	C72	FJB	561645	female
C26A	Ureacmpt.	568109	female	C74	FJB	561645	female
C26B	Ureacmpt.	563227	male	C74	FJB	561646	male
C26B	Ureacmpt.	563614	female	C75	1st_Lugg_Cmpt	561515	male
C29	4rd_Lugg_Cmpt	563651	male	C75	1st_Lugg_Cmpt	561552	female
C29	3rd_Lugg_Cmpt	563652	female	C76	1st_Lugg_Cmpt	561515	male
C30	3rd_Lugg_Cmpt	561710	male	C76	1st_Lugg_Cmpt	561552	female
C30	3rd_Lugg_Cmpt	561709	female	C77	2nd_Lugg_Cmpt	561515	male
C32W	WCLcmpt.	561734	male	C77	2nd_Lugg_Cmpt	561552	female
C32W	WCLcmpt.	561735	female	C78	2nd_Lugg_Cmpt	561515	male
C33	WCLcmpt.	564034	male	C78	2nd_Lugg_Cmpt	561552	female
C33	WCLcmpt.	564035	female	C79	3rd_Lugg_Cmpt	561515	male
C34	RH_Console	561986	male	C79	3rd_Lugg_Cmpt	561552	female
C34	RH_Console	561987	female	C80	3rd_Lugg_Cmpt	561515	male

# CONNECTORS LIST

No	Location	Part #	Gender	No	Location	Part #	Gender
C80	3rd_Lugg_Cmpt	561552	female	C132	RH_Console	561515	male
C81	4rd_Lugg_Cmpt	561515	male	C132	RH_Console	561552	female
C81	4rd_Lugg_Cmpt	561552	female	C133	Dash	561986	male
C82	4rd_Lugg_Cmpt	561515	male	C133	Dash	561987	female
C82	4rd_Lugg_Cmpt	561552	female	C133A	Dash	561986	male
C83	5nd_Lugg_Cmpt	561515	male	C133A	Dash	561987	female
C83	5nd_Lugg_Cmpt	561552	female	C134_plug	Dash	561577	male
C84	5nd_Lugg_Cmpt	561515	male	C134_socket	Dash	561605	female
C84	5nd_Lugg_Cmpt	561552	female	C152	Cond_Cmpt	561611	male
C87	Rearvehicule	563618	male	C152	Cond_Cmpt	561610	female
C87	Rearvehicule	563616	female	C170	LH_Console	561637	male
C88	WCLCmpt.	563226	male	C170	LH_Console	561636	female
C88	WCLCmpt.	563613	female	C171	LH_Console	561646	male
C89	Rearvehicule	561581	male	C171	LH_Console	561645	female
C89	Rearvehicule	561582	female	C172	LHConsole	561637	male
C91	RJB	562285	male	C172	LHConsole	561635	female
C91	RJB	562282	female	C193_plug	RJB	563589	male
C94_plug	FJB	563589	male	C193_socket	RJB	563590	female
C94_socket	FJB	563590	female	C194	FJB	563589	male
C96	FJB	561646	male	C194	FJB	563590	female
C96	FJB	561645	female	C195	Dash	563347	male
C97	FJB	561643	male	C195	Dash	560489	female
C97	FJB	561642	female	C200	FJB	561607	male
C99	Rearvehicule	562581	male	C200	FJB	561606	female
C99	Rearvehicule	562583	female	C222	FJB	562477	male
C100	Evaporatorcmpt.	562477	male	C222	FJB	562479	female
C100	Evaporatorcmpt.	562479	female	C223	FJB	563227	male
C100S	EvaporatorCmpt.	562477	male	C223	FJB	563614	female
C100S	EvaporatorCmpt.	562479	female	C224	FJB	561637	male
C101	Service_Cmpt	561690	male	C224	FJB	561636	female
C101	Service_Cmpt	561566	female	C225	FJB	562650	male
C105_plug	FJB	562581	male	C225	FJB	562649	female
C105_socket	FJB	562583	female	C226	FJB	562650	male
C106_plug	FJB	562581	male	C226	FJB	562649	female
C106_socket	FJB	562583	female	C228	CondensorCmpt.	562477	male
C110	Pneumatic Panel	568110	male	C228	CondensorCmpt.	562479	female
C110	Pneumatic Panel	568109	female	C266	Dash	561640	male
C119A	Engine_Cmpt	568110	male	C266	Dash	561639	female
C119A	Engine_Cmpt	568109	female	C279	Service_Cmpt	562477	male
C131A	Engine_Cmpt	561782	male	C279	Service_Cmpt	562479	female
C131A	Engine_Cmpt	561781	female	C380A	Dash	564222	male
C131B	Engine_Cmpt	561782	male	C380A	Dash	564224	female
C131B	Engine_Cmpt	561781	female	C397	RJB	562285	male

# CONNECTORS LIST

No	Location	Part #	Gender	No	Location	Part #	Gender
C397	RJB	562282	female	C_ALT3	Enginectmpt.	562477	male
C463	EngineCmpt.	568112	male	C_ALT3	Enginectmpt.	562479	female
C463	EngineCmpt.	568111	female	C_BCAM	Rearvehicule	561581	male
C464A	Dash	564222	male	C_Mo9	Evap_Cmpt	561577	male
C464A	Dash	564224	female	C_Mo9	Evap_Cmpt	561605	female
C550	Rearrightwindow	561476	male	C_Se51	FJB	563589	male
C550	Rearrightwindow	561477	female	C_Se51	FJB	563590	female
C551	3rdLuggageCmpt.	561476	male	CCust	Parcel_Rack_Fr_WCL	562477	male
C551	3rdLuggageCmpt.	561477	female	CCust	RJB	562479	female
C552	2ndLuggageCmpt.	561476	male	CFF4_1	SlideOutElectCmpt.	561986	male
C552	2ndLuggageCmpt.	561477	female	CFF4_1	SlideOutElectCmpt.	561987	female
C553	1stLuggageCmpt.	561476	male	CFF4_2	SlideOutElectCmpt.	561986	male
C553	1stLuggageCmpt.	561477	female	CFF4_2	SlideOutElectCmpt.	561987	female
C554	Frontrightwindow	561476	male	Clnt1	FJB	563227	male
C554	Frontrightwindow	561477	female	Clnt1	FJB	563614	female
C555	Frontleftwindow	561476	male	Clnt2	FJB	563226	male
C555	Frontleftwindow	561477	female	Clnt2	FJB	563613	female
C556	Rearleftwindow	561476	male	CSo1	SlideOutElectCmpt.	563226	male
C556	Rearleftwindow	561477	female	CSo1	SlideOutElectCmpt.	563613	female
C557	1stLuggageCmpt.	561476	male	CSo2	SlideOutElectCmpt.	561643	male
C557	1stLuggageCmpt.	561477	female	CSo2	SlideOutElectCmpt.	561641	female
C558	2ndLuggageCmpt.	561476	male	CSo5	SlideOutElectCmpt.	564034	male
C558	2ndLuggageCmpt.	561477	female	CSo5	SlideOutElectCmpt.	564035	female
C559	3rdLuggageCmpt.	561476	male	CSo7	SlideOutElectCmpt.	562581	male
C559	3rdLuggageCmpt.	561477	female	CSo7	SlideOutElectCmpt.	562583	female
C606_plug	FJB	561690	male	CSo8	SlideOutElectCmpt.	562581	male
C606_socket	FJB	561566	female	CSo8	SlideOutElectCmpt.	562583	female
C606A	FJB	561690	male	CSo9	SlideOutElectCmpt.	562581	male
C606A	FJB	561566	female	CSo9	SlideOutElectCmpt.	562583	female
C606B	FJB	561690	male	CT_In	EngineCmpt.	563582	male
C606B	FJB	561566	female	CT_In	EngineCmpt.	563583	female
C607_plug	FJB	561577	male	CT_Out	EngineCmpt.	560478	female
C607_socket	FJB	561605	female	EI	Enginectmpt.	563739	male
C607A	FJB	561577	male	L10	Dash	561247	male
C607A	FJB	561605	female	L16.A	Frontroof	562615	female
C607B	FJB	561577	male	L16.B	Frontroof	562615	female
C607B	FJB	561605	female	L17.A	FJB	562615	female
C617	Mirror_LH	563801	male	L17.B	FJB	562615	female
C617	Mirror_LH	563800	female	L18	Entracedoor	562549	male
C618	Mirror_RH	563801	male	L19	Entracedoor	562549	male
C618	Mirror_RH	563800	female	L21	Frontroof	562486	female
C_ALT	Enginectmpt.	562581	male	L22	Frontroof	562486	female
C_ALT	Enginectmpt.	562583	female	L23	frontroof	562486	female

# CONNECTORS LIST

No	Location	Part #	Gender	No	Location	Part #	Gender
L24	Frontroof	562486	female	L174A	Parcelrack	563590	female
L25	Frontroof	562486	female	L175	EngineCmpt.	563590	female
L26	Frontroof	562486	female	L176	5th_Lugg_Cmpt	561247	male
L27	Frontroof	562486	female	L177	5th_Lugg_Cmpt	561247	male
L63	Front_Side_LH	562155	male	L178	3rdLuggCmpt.	561247	male
L64	Outside_Front_RH	562155	male	L179	3rdLuggCmpt.	561247	male
L65	Outside_Front_LH	562155	male	L180	2nd_Lugg_Cmpt	561247	male
L66	Out_Side_Front_LH	562155	male	L181	2nd_Lugg_Cmpt	561247	male
L67	4th_Lugg_Cmpt	562155	male	L182	1st_Lugg_Cmpt	561247	male
L68	4th_Lugg_Cmpt	562155	male	L183	1st_Lugg_Cmpt	561247	male
L69	4th_Lugg_Cmpt	562155	male	L184	Servicecmpt.	561247	male
L70	4th_Lugg_Cmpt	562155	male	L185.A	Servicecmpt.	561539	male
L72	Rear_Vehicle	562155	male	L185.B	Servicecmpt.	561539	male
L74	Rearvehicle	562155	male	L186.A	Dash	561539	male
L75	Rearenginedoor	562155	male	L186.B	Dash	561539	male
L76	Rearvehicle	562155	male	L187	Engine_Cmpt	561690	male
L81.A	Rear_Vehicle	562835	female	L193.A	Dash	560488	female
L81.B	Rear_Vehicle	562834	male	L193.B	Dash	560488	female
L82A	Rearvehicule	562348	female	L194.A	Dash	562019	female
L83A	Rearvehicule	562348	female	L194.B	Dash	560488	female
L84	DPFDoor	562486	female	L195.A	Dash	560488	female
L85	DPFDoor	562486	female	L195.B	Dash	560488	female
L86	DPFDoor	562486	female	L199	Enginecmpt.	562848	male
L87	Rearroof	562486	female	L203	RH_Console	561690	male
L88	Rearroof	562486	female	L204	Parcel_Rack_RH	562803	male
L89	Rearroof	562486	female	L205	Enginecmpt.	562485	male
L90	Rearroof	562486	female	L206	Parcel_Rack_RH	562803	male
L93.A	Rearvehicle	563069	female	L211	Entracedoor	562549	male
L93.B	Rearvehicle	563069	female	L282	Engine_Cmpt	561690	male
L94.A	Rearvehicle	563069	female	L285.A	Rear_Vehicle	562835	female
L94.B	Rearvehicle	563069	female	L285.B	Rear_Vehicle	562834	male
L95	Frontvehicle	562485	male	L286.A	Rear_Vehicle	562835	female
L95A	Frontvehicle	562485	male	L286.B	Rear_Vehicle	562834	male
L96	Frontvehicle	562485	male	L290	EngineCmpt.	562565	female
L96A	Frontvehicle	562485	male	L291	EngineCmpt.	562565	female
L97.A	Outside_Front_LH	563069	female	L298A	Enginecmpt.	563590	female
L97.B	Outside_Front_LH	563069	female	L306	RJBcmpt.	561247	male
L98.A	Entrance_Door	563069	female	L314	Frontvehicle	562789	male
L98.B	Outside_Front_RH	563069	female	L315	Frontvehicle	562789	male
L120	Frontvehicle	562237	female	L319	WCLunderplatform	561247	male
L170	4thLuggCmpt.	561247	male	L350A.A	Rearaxlecmpt.	564552	male
L171	4thLuggCmpt.	561247	male	L350A.B	Rearaxlecmpt.	563340	male
L173	Parcelrack	563590	female	L350A.C	Rearaxlecmpt.	562251	male

# CONNECTORS LIST

No	Location	Part #	Gender	No	Location	Part #	Gender
Mo3	Dash	561667	female	Mo70	Enginecmpt.	568089	male
Mo4	Dash	564161	male	Mo71	Enginecmpt.	568089	male
Mo7	Cond_Cmpt	563691	male	Mo72	Enginecmpt.	568089	male
Mo8	Cond_Cmpt	563691	male	Mo73	Enginecmpt.	568089	male
Mo10	FrontLHwindow	561477	female	MoFF4_1	FRRHslideout	562485	male
Mo11	CondensorCmpt.	568089	male	MoSO4_1	Slideout	562350	male
Mo12	Engine_Cmpt	561690	male	MoSO4_2	Slideout	562350	male
Mo15	Front_Ceiling	560900	female	R1	RJB	562486	female
Mo16	Front_Ceiling	560900	female	R3	RJB	563409	male
Mo17	RH_Console	563626	male	R6	Frontvehicle	564496	male
Mo18	Fr_Service_Door	562474	male	R7	Frontvehicle	564496	male
Mo19	Fr_Service_Door	562474	male	R12	Evap_Cmpt	563409	male
Mo20	Fr_Service_Door	562474	male	R21	FJB	560525	male
Mo21	Frontroof	561186	male	R27	Dash	564496	male
Mo22	RH_Console	561186	male	R28	FJB	564496	male
Mo23	Entracedoor	564161	male	R29	RJB	563409	male
Mo24	RH_Console	562348	female	R30	FJB	564496	male
Mo25	RH_Console	562348	female	R34	RJB	564210	male
Mo26	Entracedoor	564161	male	R36	Dash	564496	male
Mo27	Cond_Cmpt	563691	male	R37	Dash	564496	male
Mo28	Cond_Cmpt	563691	male	R38	FJB	564496	male
Mo29	RJB	561248	female	R47	Parcelrack	564496	male
Mo30	1stLuggCmpt.LH	564161	male	Res3.A	ParcelRack	563590	female
Mo31	1stLuggCmpt.RH	564161	male	Res4	RH_Console	563590	female
Mo33	2ndLuggCmpt.RH	564161	male	Res6	FJB	563590	female
Mo35	3rdLuggCmpt.RH	564161	male	Res7	Dash	563590	female
Mo37	4thLuggCmpt.RH	564161	male	Res15	Engine_Cmpt	561782	male
Mo39	5thLuggCmpt.RH	564161	male	Res19	Dash	563590	female
Mo40	FrontLHwindow	561477	female	Res20	Frontvehicule	563590	female
Mo44	RearLHwindow	561477	female	Res31	Ureacmpt.	562350	male
Mo50	Frontvehicle	561690	male	Res32	Ureacmpt.	563764	female
Mo51	Frontvehicle	561690	male	Res53	Dash	563590	female
Mo54	Service_Cmpt	562474	male	Res99	Dash	563590	female
Mo56	RearRHwindow	561477	female	RFF4_1	Slideout	564496	male
Mo58	FrontLHwindow	561477	female	RFF4_2	Slideout	564496	male
Mo65	Enginecmpt.	568089	male	RS03_1	Slideout	564496	male
Mo67	Enginecmpt.	568089	male	RS03_2	Slideout	564496	male
Mo68	Enginecmpt.	568089	male	RSO1_1	Slideout	564496	male
Mo69	Enginecmpt.	568089	male	RSO1_2	Slideout	564496	male



# CONNECTORS LIST

No	Location	Part #	Gender	No	Location	Part #	Gender
RSO2_1	Slideout	564496	male	Se51	Dash	563589	male
RSO2_2	Slideout	564496	male	Se53	Service_Cmpt	563159	female
RSO4_1	Slideout	564496	male	Se54	Service_Cmpt	563159	female
RSO4_2	Slideout	564496	male	Se55	Service_Cmpt	563159	female
RSO4_3	Slideout	564496	male	Se56	WCLdoor	562479	female
RSO4_4	Slideout	564496	male	Se60	Service_Cmpt	563409	male
Se2	FJB	561566	female	Se63	Rearaxlecmpt.	641132	female
Se11.A	Cond_Cmpt	560082	female	Se64	Rearaxlecmpt.	641132	female
Se11.B	Cond_Cmpt	560082	female	Se65	Dash	564042	female
Se11.C	Cond_Cmpt	560082	female	Se66	FJB	564039	female
Se13	Engine_Cmpt	562350	male	Se67	Frontaxlecmpt.	563159	female
Se14.A	Driver_Area	561782	male	Se69	Frontaxlecmpt.	563159	female
Se14.B	Driver_Area	561781	female	Se89	Enginecmpt.	562350	male
Se16.A	Frontvehicle	562651	female	Se94	WCLdoor	562877	female
Se16.B	Frontvehicle	562651	female	Se100	WCLdoor	562479	female
Se17.A	Frontvehicle	562019	female	Se_FF4_FrDn	Slideout	562477	male
Se17.B	Frontvehicle	562019	female	Se_FF4_FrUp	Slideout	562477	male
Se18	Servicecmpt.	561566	female	Se_FF4_RrDn	Slideout	562477	male
Se19_P	Service_Cmpt	563677	male	Se_FF4_RrUp	Slideout	562477	male
Se19_S	Service_Cmpt	563677	male	Se_SO4_Fr	Slideout	562477	male
Se20	Evap_Cmpt	562426	male	Se_SO4_Rr	Slideout	562477	male
Se21	Dash	561248	female	SES01	Slideout	563159	female
Se23	Engine_Cmpt	563159	male	SES02_SESO3	Slideout	562479	female
Se23A	EngineCmpt.	563159	female	SES05_SESO6	Slideout	562479	female
Se24	EvapCmpt.	563758	female	SES07_SESO8	Slideout	562479	female
Se24A	EvapCmpt.	563758	female	shell1_1641	Driver_Area	562471	male
Se25	Passenger_Area	561248	female	So7	Service_Cmpt	561566	female
Se29	Engine_Cmpt	561566	female	So8	Servicecmpt.	641385	male
Se30	Enginedoor	562877	female	So9	Enginecmpt.	560016	female
Se31	Enginedoor	562877	female	So11	Cond_Cmpt	561566	female
Se32	Rear_Axle_Cmpt	562426	male	So13	Evap_Cmpt	641385	male
Se33	Rear_Axle_Cmpt	562856	male	So17	Pneumatic Panel	562848	male
Se34	Rear_Axle_Cmpt	562426	male	So21	Front_Axle_Cmpt	564046	female
Se35	Rear_Axle_Cmpt	562426	male	So22	Front_Axle_Cmpt	564046	female
Se36	Rear_Axle_Cmpt	562427	male	So23	Rear_Axle_Cmpt	564046	female
Se37	Front_Axle_LH	641132	female	So24	Rear_Axle_Cmpt	564046	female
Se38	Front_Axle_RH	641132	female	So27	Rearaxlecmpt.	564045	female
Se39	Rear_Axle_LH	641132	female	So28	Pneuplate	641385	male
Se40	Rear_Axle_LH	641132	female	So29	Pneuplate	641385	male
Se41	Cond.door	562877	female	So30	Pneuplate	641385	male
Se45	Servicecmpt.	563409	male	So31	Pneuplate	641385	male
Se46	Rearaxlecmpt.	562348	female	So32	Pneuplate	641385	male
Se49	CondCmpt.	562348	female	So36	Enginecmpt.	561690	male

# CONNECTORS LIST

No	Location	Part #	Gender	No	Location	Part #	Gender
So38	Dash	561566	female	Sw24.A	Dash	562763	male
So50	Rearaxlecmpt.	564046	female	Sw32.A	LuggCmpt.	562485	male
So52	Rearaxlecmpt.	564045	female	Sw32.B	LuggCmpt.	562486	female
SoSo1	Slideout	564045	female	Sw33.A	LuggCmpt.	562485	male
SoSo2	Slideout	564045	female	Sw33.B	LuggCmpt.	562486	female
SoSo3	Slideout	564045	female	Sw35	Console	562763	male
SOSO4	Slideout	564045	female	Sw38	LH_Console	562763	male
SoSo5	Slideout	564045	female	Sw39.A	LuggCmpt.	562403	female
SoSo6	Slideout	564045	female	Sw39.B	LuggCmpt.	562403	female
SoSo7	Slideout	564045	female	Sw40	LH_Console	561690	male
SoSo8	Slideout	564045	female	Sw41	LH_Console	562749	male
SoSo9	Slideout	564045	female	Sw42	Lugg_Cmpt	561636	female
SoSo10	Slideout	564045	female	Sw44.A	LuggCmpt.	562403	female
spBar4	Enginecmpt.	564135	male	Sw44.B	LuggCmpt.	562403	female
spBar5	Enginecmpt.	564135	male	Sw45.A	LuggCmpt.	562485	male
spBar6	Enginecmpt.	564135	male	Sw45.B	LuggCmpt.	562486	female
spBar7	Enginecmpt.	564135	male	Sw46.A	LuggCmpt.	562485	male
spBar11	Enginecmpt.	564135	male	Sw46.B	LuggCmpt.	562486	female
spBar12	Enginecmpt.	564135	male	Sw47.A	LuggCmpt.	562485	male
spBar13	Enginecmpt.	564135	male	Sw47.B	LuggCmpt.	562486	female
spBar14	Enginecmpt.	564135	male	Sw48.A	LuggCmpt.	562485	male
spBar15	Enginecmpt.	564135	male	Sw48.B	LuggCmpt.	562486	female
spBar16	Enginecmpt.	564135	male	Sw49.A	LuggCmpt.	562485	male
spBar19	Condensorcmt.	564135	male	Sw49.B	LuggCmpt.	562486	female
spBar20	Condensorcmt.	564135	male	Sw50.A	LuggCmpt.	562485	male
spBar21	Condensorcmt.	564135	male	Sw50.B	LuggCmpt.	562486	female
spBar22	Enginecmpt.	564135	male	Sw51.A	LuggCmpt.	562485	male
spBar23	Enginecmpt.	564135	male	Sw51.B	LuggCmpt.	562486	female
spBar24	Enginecmpt.	564135	male	Sw52.A	LuggCmpt.	562485	male
spBar26	Rear_axle_cmpt	564135	male	Sw52.B	LuggCmpt.	562486	female
spBar27	Rear_axle_cmpt	564135	male	Sw58	EngineCmpt.	563135	male
Sw1.C258	Driver_Area	561188	female	Sw59	Enginecmpt.	563135	male
Sw1.C259	Driver_Area	561186	male	Sw63A	LHConsole	562763	male
Sw2	Dash	562763	male	Sw64.A	LHConsole	560815	female
Sw3	Dash	562763	male	Sw64.B	LHConsole	560815	female
Sw4	Dash	562763	male	Sw82	RJB	563135	male
Sw5	Dash	562763	male	Sw83.A	Dash	560082	female
Sw6	Dash	562763	male	Sw83.B	Dash	560815	female
Sw14	Dash	562763	male	Sw83.C	Dash	560082	female
Sw16	Dash	562763	male	Sw83.D	Dash	560815	female
Sw17	Dash	562763	male	Sw85	LH_Console	562749	male
Sw18A	LHConsole	562763	male	Sw99	Dash	562763	male
Sw20	Dash	562763	male	Sw102	Dash	562763	male

# CONNECTORS LIST

No	Location	Part #	Gender	No	Location	Part #	Gender
Sw103A	LHConsole	562763	male	VECR3	RJB	563185	male
Sw104	Dash	562763	male	VECR4	RJB	563182	male
Sw107.A	LHConsole	561457	female	VECR9	RJB	563448	male
Sw107.B	LHConsole	561457	female	VECR10	RJB	563181	male
Sw107.C	LHConsole	561457	female	VECR11	RJB	563184	male
Sw107.D	LHConsole	561457	female	VECR12	RJB	563187	male
Sw107.E	LHConsole	561457	female	VECT2	Rearvehicle	563716	male
Sw107.F	LHConsole	561457	female	VECT3	Rearvehicle	563718	male
Sw107.G	LHConsole	561457	female	VECT4	Rearvehicle	563714	male
Sw107.H	LHConsole	561457	female	Y80	Engine_Cmpt	563789	male
Sw107.J	LHConsole	561457	female	Y81	Cond_Cmpt	563793	male
Sw107.K	LHConsole	561457	female				
Sw108	LHConsole	562763	male				
Sw110.A	3rdLuggagedoorRH	560079	female				
Sw110.B	3rdLuggagedoorRH	560079	female				
Sw114.A	1stLuggagedoor	560079	female				
Sw114.B	1stLuggagedoor	560079	female				
Sw115.A	4rd_Lugg_Cmpt	560079	female				
Sw115.B	4rd_Lugg_Cmpt	560079	female				
Sw116.A	4rd_Lugg_Cmpt	560079	female				
Sw116.B	4rd_Lugg_Cmpt	560079	female				
Sw119	Dash	562763	male				
Sw122	Dash	562763	male				
Sw137	Dash	562763	male				
Sw156	LHConsole	562763	male				
Sw157	Dash	562763	male				
Sw158	Dash	562763	male				
SwSo1	FRLHSlideOut	561552	female				
SwSo2	RRLHSlideOut	561552	female				
SwSo3	RRLHSlideOut	561552	female				
SwSo4	FRRHSlideOut	561552	female				
VECF1	FJB	563186	male				
VECF2	FJB	563183	male				
VECF3	FJB	563185	male				
VECF4	FJB	563182	male				
VECF9	FJB	563448	male				
VECF10	FJB	563181	male				
VECF11	FJB	563184	male				
VECF12	FJB	563187	male				
VECR1	RJB	563186	male				
VECR2	RJB	563183	male				

# CONNECTORS LIST

No	Location	Part #	Gender	No	Location	Part #	Gender
A1	RJB	563975	male	A80	RJB	562479	female
A2	FJB	563984	male	A81CN1	FJB	562767	male
A3	Dash	562363	male	A81CN3A	FJB	564741	male
A4.A	Service_Cmpt	562428	female	A81CN3B	FJB	564742	male
A4.B	Service_Cmpt	561188	female	A83	FJB	565970	female
A5	Service_Cmpt	562428	female	A96	FJB	564205	male
A6	Engine_Cmpt	562427	male	A97	Dash	563226	male
A7	Rear_Axle_Cmpt	563979	male	A99	FJB	564205	male
A9.Cx1	FJB	564041	female	A100	Front_axle_cmpt	563632	male
A9.Cx2	FJB	563678	male	A101	Rear_axle_cmpt	563632	male
A9.Cx3	FJB	564037	female	A102	Rear_axle_cmpt	563632	male
A9.Cx4	FJB	564038	female	A103	Dash	562070	female
A14.A	Dash	562766	male	A106	LHConsole	565974	male
A14.B	Dash	562767	male	A114A	Dash	564252	male
A14.C	Dash	562765	male	A116	Dash	563872	female
A15	Dash	562464	male	A130	Driver_Area	563226	male
A18.J1	FJB	562794	male	A131.A	Engine_Cmpt	561782	male
A18.J2	FJB	562650	male	A131.B	Engine_Cmpt	561781	female
A24.A	RH_Console	561890	male	A137A	Condensercmpt.	20429843	male
A24.B	RH_Console	561566	female	A138	Cond_Cmpt	563787	male
A24.C	RH_Console	561889	female	A139	Dash	564501	male
A27	Service_Cmpt	562929	male	AE41.J1	FJB	563679	male
A28	Service_Cmpt	562928	male	AE41.J2	FJB	564037	female
A29	Dash	562464	male	AE41.J3	FJB	564004	male
A30.A	Dash	561611	male	AE42.J1	FJB	563679	male
A30.C	Dash	561566	female	AE42.J2	FJB	564037	female
A31.J1	Dash	562780	male	AE42.J3	FJB	564004	male
A31.J2	Dash	562842	male	AE43.J1	FJB	563679	male
A31.J3	Dash	562464	male	AE43.J2	FJB	564037	male
A31.J4	Dash	562465	male	AE43.J3	FJB	565957	male
A31.J5	Dash	563071	male	AE44.J1	FJB	563679	male
A32.A	Dash	561611	male	AE44.J2	FJB	564037	female
A32.C	Dash	561566	female	AE44.J3	FJB	565957	male
A34.J	Enginecmpt.	568118	male	AE45.J1	FJB	563679	male
A34.K	Enginecmpt.	564270	male	AE45.J2	FJB	564037	female
A34.L	Enginecmpt.	564269	male	AE45.J3	FJB	565957	male
A36.JA	FJB	562767	male	AE46.J1	FJB	563679	male
A36.JB	FJB	562765	male	AE46.J2	FJB	564037	female
A36.JC	FJB	562957	male	AE46.J3	FJB	565957	male
A40.A	FJB	561668	male	AE47.J1	RH_console	563679	male
A70	Dash	563884	male	AE47.J2	RH_console	564037	female
A77	RJB	564547	male	AE47.J3	RH_console	565957	male
A78	RJB	562583	female	AE48.J1	RH_console	563679	male
A79	RJB	562583	female	AE48.J2	RH_console	564037	female

# CONNECTORS LIST

No	Location	Part #	Gender	No	Location	Part #	Gender
AE49.J1	RJB	563679	male	AltUR.B	Enginecmpt.	560815	female
AE49.J2	RJB	564037	male	AltUR.C	Enginecmpt.	564469	female
AE49.J3	RJB	565957	male	B85	Engine_Cmpt	563815	male
AE50.J1	RJB	563679	male	B96	Engine_Cmpt	563821	male
AE50.J2	RJB	564037	male	B96B	Engine_Cmpt	563823	male
AE50.J3	RJB	565957	male	B97	Engine_Cmpt	563816	male
AE51.J1	RJB	563679	male	B98	Engine_Cmpt	563817	male
AE51.J2	RJB	564037	female	B99	Engine_Cmpt	563815	male
AE51.J3	RJB	565957	male	B115A	Enginecmpt.	564226	male
AE52.J1	RJB	563679	male	B142C	Enginecmpt.	563793	male
AE52.J2	RJB	564037	female	B310	Enginecmpt.	565967	male
AE52.J3	RJB	565957	male	C1	FJB	563589	male
AE54.J1	Evaporatorcmpt.	563679	male	C1	FJB	563590	female
AE54.J2	Evaporatorcmpt.	564037	female	C1S	FJB	563589	male
AE54.J3	Evaporatorcmpt.	565957	male	C1S	FJB	563590	female
AE55.J1	Dash	563679	male	C2	Service_Cmpt	563580	male
AE55.J2	Dash	564037	female	C2	Service_Cmpt	563581	female
AE55.J3	Dash	564004	male	C2A	FJB	563580	male
AE56.J1	Dash	563679	male	C2A	FJB	563581	female
AE56.J2	Dash	564037	male	C2B	FJB	564034	male
AE56.J3	Dash	564004	male	C2B	FJB	564035	female
AE57.J1	WCLcmpt.	563679	male	C3_plug	RJB	563589	male
AE57.J2	WCLcmpt.	564037	male	C3_socket	RJB	563590	female
AE57.J3	WCLcmpt.	564004	male	C3S	RJB	563593	male
AE58.J1	Slideoutpanel	563679	male	C3S	RJB	563590	female
AE58.J2	Slideoutpanel	564037	male	C4	FJB	563580	male
AE58.J3	Slideoutpanel	565957	male	C4	FJB	563581	female
AE59.J1	Slideoutpanel	563679	male	C5	FJB	563589	male
AE59.J2	Slideoutpanel	564037	female	C5	FJB	563590	female
AE59.J3	Slideoutpanel	565957	male	C5S	FJB	563589	male
AE60.J1	Slideoutpanel	563679	male	C5S	FJB	563590	female
AE60.J2	Slideoutpanel	564037	male	C6	FJB	563582	male
AE60.J3	Slideoutpanel	565957	male	C6	FJB	563583	female
AE61.J1	Slideoutpanel	563679	male	C7	Dash	562581	male
AE61.J2	Slideoutpanel	564037	male	C7	Dash	562583	female
AE61.J3	Slideoutpanel	565957	male	C8	FJB	563227	male
AltLL.A	Enginecmpt.	563746	female	C8	FJB	563614	female
AltLL.B	Enginecmpt.	560815	female	C9	RJB	561986	male
AltLL.C	Enginecmpt.	564469	female	C9	RJB	561987	female
AltLR.A	enginecmpt.	563746	female	C10	Enginedoor	562581	male
AltLR.B	Enginecmpt.	560815	female	C10	Enginedoor	562583	female
AltLR.C	Enginecmpt.	564469	female	C11	Service_Cmpt	563580	male
AltUR.A	Enginecmpt.	563746	female	C11	Service_Cmpt	563581	female

# CONNECTORS LIST

No	Location	Part #	Gender	No	Location	Part #	Gender
C12	Engine_Cmpt	562581	male	C39A	Firesuppressioncmpt.	561781	female
C12	Engine_Cmpt	562583	female	C40	Dash	562485	male
C13_plug	RH_Console	563589	male	C40	Dash	562486	female
C13_socket	RH_Console	563590	female	C44_plug	FJB	561577	male
C13S	RH_Console	563589	male	C44_socket	FJB	561605	female
C13S	RH_Console	563590	female	C45	FJB	561643	male
C14	WCLSystem	561550	male	C45	FJB	561642	female
C14	WCLSystem	561667	female	C46	3rdlugg.cmpt.	562549	male
C14A	Frontvehicle	562581	male	C46	3rdlugg.cmpt.	562550	female
C14A	Frontvehicle	562583	female	C49	FJB	562005	male
C15A	Evaporatorcmpt.	568110	male	C49	FJB	561714	female
C15A	Evaporatorcmpt.	568109	female	C50	RJB	563933	male
C17	RJB	560195	male	C50	RJB	563932	female
C17	RJB	560169	female	C54	Enginecmpt.	563226	male
C18	FJB	561986	male	C54	Enginecmpt.	563613	female
C18	FJB	561987	female	C54A	Enginecmpt.	568110	male
C19	RJB	561986	male	C54A	Enginecmpt.	568109	female
C19	RJB	561987	female	C54B	EngineCmpt.	562477	male
C19A	RJB	561986	male	C54B	EngineCmpt.	562479	female
C19A	RJB	561987	female	C59	RJB	561643	male
C23	Evaporatorcmpt.	564034	male	C59	RJB	561642	female
C23	Evaporatorcmpt.	564035	female	C64	Enginecmpt.	568110	male
C24_plug	Evap_Cmpt	561690	male	C64	Enginecmpt.	568109	female
C24_socket	Evap_Cmpt	561566	female	C71	FJB	561646	male
C26	Ureacmpt.	563226	male	C71	FJB	561645	female
C26	Ureacmpt.	563613	female	C72	FJB	561646	male
C26A	Ureacmpt.	568110	male	C72	FJB	561645	female
C26A	Ureacmpt.	568109	female	C74	FJB	561645	female
C26B	Ureacmpt.	563227	male	C74	FJB	561646	male
C26B	Ureacmpt.	563614	female	C75	1st_Lugg_Cmpt	561515	male
C29	4rd_Lugg_Cmpt	563651	male	C75	1st_Lugg_Cmpt	561552	female
C29	3rd_Lugg_Cmpt	563652	female	C76	1st_Lugg_Cmpt	561515	male
C30	3rd_Lugg_Cmpt	561710	male	C76	1st_Lugg_Cmpt	561552	female
C30	3rd_Lugg_Cmpt	561709	female	C77	2nd_Lugg_Cmpt	561515	male
C32W	WCLcmpt.	561734	male	C77	2nd_Lugg_Cmpt	561552	female
C32W	WCLcmpt.	561735	female	C78	2nd_Lugg_Cmpt	561515	male
C33	WCLcmpt.	564034	male	C78	2nd_Lugg_Cmpt	561552	female
C33	WCLcmpt.	564035	female	C79	3rd_Lugg_Cmpt	561515	male
C34	RH_Console	561986	male	C79	3rd_Lugg_Cmpt	561552	female
C34	RH_Console	561987	female	C80	3rd_Lugg_Cmpt	561515	male
C36	FJB	561986	male	C80	3rd_Lugg_Cmpt	561552	female
C36	FJB	561987	female	C81	4rd_Lugg_Cmpt	561515	male
C39A	Firesuppressioncmpt.	561782	male	C81	4rd_Lugg_Cmpt	561552	female

# CONNECTORS LIST

No	Location	Part #	Gender	No	Location	Part #	Gender
C82	4rd_Lugg_Cmpt	561515	male	C133	Dash	561987	female
C82	4rd_Lugg_Cmpt	561552	female	C133A	Dash	561986	male
C83	5nd_Lugg_Cmpt	561515	male	C133A	Dash	561987	female
C83	5nd_Lugg_Cmpt	561552	female	C134_plug	Dash	561577	male
C84	5nd_Lugg_Cmpt	561515	male	C134_socket	Dash	561605	female
C84	5nd_Lugg_Cmpt	561552	female	C152	Cond_Cmpt	561611	male
C87	Rearvehicule	563618	male	C152	Cond_Cmpt	561610	female
C87	Rearvehicule	563616	female	C170	LH_Console	561637	male
C88	WCLCmpt.	563226	male	C170	LH_Console	561636	female
C88	WCLCmpt.	563613	female	C171	LH_Console	561646	male
C89	Rearvehicule	561581	male	C171	LH_Console	561645	female
C89	Rearvehicule	561582	female	C172	LHConsole	561637	male
C91	RJB	562285	male	C172	LHConsole	561635	female
C91	RJB	562282	female	C193_plug	RJB	563589	male
C94_plug	FJB	563589	male	C193_socket	RJB	563590	female
C94_socket	FJB	563590	female	C194	FJB	563589	male
C96	FJB	561646	male	C194	FJB	563590	female
C96	FJB	561645	female	C195	Dash	563347	male
C97	FJB	561643	male	C195	Dash	560489	female
C97	FJB	561642	female	C200	FJB	561607	male
C99	Rearvehicule	562581	male	C200	FJB	561606	female
C99	Rearvehicule	562583	female	C222	FJB	562477	male
C100	Evaporatorcmpt.	562477	male	C222	FJB	562479	female
C100	Evaporatorcmpt.	562479	female	C223	FJB	563227	male
C100S	EvaporatorCmpt.	562477	male	C223	FJB	563614	female
C100S	EvaporatorCmpt.	562479	female	C224	FJB	561637	male
C101	Service_Cmpt	561690	male	C224	FJB	561636	female
C101	Service_Cmpt	561566	female	C225	FJB	562650	male
C105_plug	FJB	562581	male	C225	FJB	562649	female
C105_socket	FJB	562583	female	C226	FJB	562650	male
C106_plug	FJB	562581	male	C226	FJB	562649	female
C106_socket	FJB	562583	female	C228	CondensorCmpt.	562477	male
C110	Pneumatic Panel	568110	male	C228	CondensorCmpt.	562479	female
C110	Pneumatic Panel	568109	female	C266	Dash	561640	male
C119A	EngineCmpt.	568110	male	C266	Dash	561639	female
C119A	EngineCmpt.	568109	female	C279	Service_Cmpt	562477	male
C131A	Engine_Cmpt	561782	male	C279	Service_Cmpt	562479	female
C131A	Engine_Cmpt	561781	female	C380A	Dash	564222	male
C131B	Engine_Cmpt	561782	male	C380A	Dash	564224	female
C131B	Engine_Cmpt	561781	female	C397	RJB	562285	male
C132	RH_Console	561515	male	C397	RJB	562282	female
C132	RH_Console	561552	female	C463	EngineCmpt.	568112	male
C133	Dash	561986	male	C463	EngineCmpt.	568111	female

# CONNECTORS LIST

No	Location	Part #	Gender	No	Location	Part #	Gender
C464A	Dash	564222	male	C_Mo9	Evap_Cmpt	561577	male
C464A	Dash	564224	female	C_Mo9	Evap_Cmpt	561605	female
C550	Rearrightwindow	561476	male	C_Se51	FJB	563589	male
C550	Rearrightwindow	561477	female	C_Se51	FJB	563590	female
C551	3rdLuggageCmpt.	561476	male	CCust	Parcel_Rack_Fr_WCL	562477	male
C551	3rdLuggageCmpt.	561477	female	CCust	RJB	562479	female
C552	2ndLuggageCmpt.	561476	male	CFF4_1	SlideOutElectCmpt.	561986	male
C552	2ndLuggageCmpt.	561477	female	CFF4_1	SlideOutElectCmpt.	561987	female
C553	1stLuggageCmpt.	561476	male	CFF4_2	SlideOutElectCmpt.	561986	male
C553	1stLuggageCmpt.	561477	female	CFF4_2	SlideOutElectCmpt.	561987	female
C554	Frontrightwindow	561476	male	Clnt1	FJB	563227	male
C554	Frontrightwindow	561477	female	Clnt1	FJB	563614	female
C555	Frontleftwindow	561476	male	Clnt2	FJB	563226	male
C555	Frontleftwindow	561477	female	Clnt2	FJB	563613	female
C556	Rearleftwindow	561476	male	CSo1	SlideOutElectCmpt.	563226	male
C556	Rearleftwindow	561477	female	CSo1	SlideOutElectCmpt.	563613	female
C557	1stLuggageCmpt.	561476	male	CSo2	SlideOutElectCmpt.	561643	male
C557	1stLuggageCmpt.	561477	female	CSo2	SlideOutElectCmpt.	561641	female
C558	2ndLuggageCmpt.	561476	male	CSo5	SlideOutElectCmpt.	564034	male
C558	2ndLuggageCmpt.	561477	female	CSo5	SlideOutElectCmpt.	564035	female
C559	3rdLuggageCmpt.	561476	male	CSo7	SlideOutElectCmpt.	562581	male
C559	3rdLuggageCmpt.	561477	female	CSo7	SlideOutElectCmpt.	562583	female
C606_plug	FJB	561690	male	CSo8	SlideOutElectCmpt.	562581	male
C606_socket	FJB	561566	female	CSo8	SlideOutElectCmpt.	562583	female
C606A	FJB	561690	male	CSo9	SlideOutElectCmpt.	562581	male
C606A	FJB	561566	female	CSo9	SlideOutElectCmpt.	562583	female
C606B	FJB	561690	male	CT_In	EngineCmpt.	563582	male
C606B	FJB	561566	female	CT_In	EngineCmpt.	563583	female
C607_plug	FJB	561577	male	CT_Out	EngineCmpt.	560478	female
C607_socket	FJB	561605	female	EI	Enginecmpt.	563739	male
C607A	FJB	561577	male	L1A	Pneumatic Panel	562848	male
C607A	FJB	561605	female	L10	Dash	561247	male
C607B	FJB	561577	male	L16.A	Frontroof	562615	female
C607B	FJB	561605	female	L16.B	Frontroof	562615	female
C617	Mirror_LH	563801	male	L17.A	FJB	562615	female
C617	Mirror_LH	563800	female	L17.B	FJB	562615	female
C618	Mirror_RH	563801	male	L18	Entracedoor	562549	male
C618	Mirror_RH	563800	female	L19	Entracedoor	562549	male
C_ALT	Enginecmpt.	562581	male	L21	Frontroof	562486	female
C_ALT	Enginecmpt.	562583	female	L22	Frontroof	562486	female
C_ALT3	Enginecmpt.	562477	male	L23	frontroof	562486	female
C_ALT3	Enginecmpt.	562479	female	L24	Frontroof	562486	female
C_BCAM	Rearvehicle	561581	male	L25	Frontroof	562486	female



# CONNECTORS LIST

No	Location	Part #	Gender	No	Location	Part #	Gender
L26	Frontroof	562486	female	L176	5th_Lugg_Cmpt	561247	male
L27	Frontroof	562486	female	L177	5th_Lugg_Cmpt	561247	male
L63	Front_Side_LH	562155	male	L178	3rdLuggCmpt.	561247	male
L64	Outside_Front_RH	562155	male	L179	3rdLuggCmpt.	561247	male
L65	Outside_Front_LH	562155	male	L180	2nd_Lugg_Cmpt	561247	male
L66	Out_Side_Front_LH	562155	male	L181	2nd_Lugg_Cmpt	561247	male
L67	4th_Lugg_Cmpt	562155	male	L182	1st_Lugg_Cmpt	561247	male
L68	4th_Lugg_Cmpt	562155	male	L183	1st_Lugg_Cmpt	561247	male
L69	4th_Lugg_Cmpt	562155	male	L184	Servicecmpt.	561247	male
L70	4th_Lugg_Cmpt	562155	male	L185.A	Servicecmpt.	561539	male
L72	Rear_Vehicle	562155	male	L185.B	Servicecmpt.	561539	male
L74	Rearvehicle	562155	male	L186.A	Dash	561539	male
L75	Rearenginedoor	562155	male	L186.B	Dash	561539	male
L76	Rearvehicle	562155	male	L187	Engine_Cmpt	561690	male
L81.A	Rear_Vehicle	562835	female	L193.A	Dash	560488	female
L81.B	Rear_Vehicle	562834	male	L193.B	Dash	560488	female
L82A	Rearvehicule	562348	female	L194.A	Dash	562019	female
L83A	Rearvehicule	562348	female	L194.B	Dash	560488	female
L84	DPFDoor	562486	female	L195.A	Dash	560488	female
L85	DPFDoor	562486	female	L195.B	Dash	560488	female
L86	DPFDoor	562486	female	L199	Enginecmpt.	562848	male
L87	Rearroof	562486	female	L203	RH_Console	561690	male
L88	Rearroof	562486	female	L204	Parcel_Rack_RH	562803	male
L89	Rearroof	562486	female	L205	Enginecmpt.	562485	male
L90	Rearroof	562486	female	L206	Parcel_Rack_RH	562803	male
L93.A	Rearvehicle	563069	female	L211	Entracedoor	562549	male
L93.B	Rearvehicle	563069	female	L282	Engine_Cmpt	561690	male
L94.A	Rearvehicle	563069	female	L285.A	Rear_Vehicle	562835	female
L94.B	Rearvehicle	563069	female	L285.B	Rear_Vehicle	562834	male
L95	Frontvehicle	562485	male	L286.A	Rear_Vehicle	562835	female
L95A	Frontvehicle	562485	male	L286.B	Rear_Vehicle	562834	male
L96	Frontvehicle	562485	male	L290	EngineCmpt.	562565	female
L96A	Frontvehicle	562485	male	L291	EngineCmpt.	562565	female
L97.A	Outside_Front_LH	563069	female	L298A	Enginecmpt.	563590	female
L97.B	Outside_Front_LH	563069	female	L306	RJBcmpt.	561247	male
L98.A	Entrance_Door	563069	female	L314	Frontvehicle	562789	male
L98.B	Outside_Front_RH	563069	female	L315	Frontvehicle	562789	male
L120	Frontvehicle	562237	female	L319	WCLunderplatform	561247	male
L170	4thLuggCmpt.	561247	male	L350A.A	Rearaxlecmpt.	564552	male
L171	4thLuggCmpt.	561247	male	L350A.B	Rearaxlecmpt.	563340	male
L173	Parcelrack	563590	female	L350A.C	Rearaxlecmpt.	562251	male
L174A	Parcelrack	563590	female	Mo3	Dash	561667	female
L175	EngineCmpt.	563590	female	Mo4	Dash	564161	male

# CONNECTORS LIST

No	Location	Part #	Gender	No	Location	Part #	Gender
Mo7	Cond_Cmpt	563691	male	Mo72	Enginectmpt.	568089	male
Mo7.	Cond_Cmpt	563691	male	Mo73	Enginectmpt.	568089	male
Mo8	Cond_Cmpt	563691	male	MoFF4_1	FRRHslideout	562485	male
Mo8.	Cond_Cmpt	563691	male	MoSo1	Slideout	562350	male
Mo10	FrontLHwindow	561477	female	MoSo2	Slideout	562350	male
Mo11	CondensorCmpt.	568089	male	MoSO3	Slideout	562350	male
Mo12	Engine_Cmpt	561690	male	MoSO4_1	Slideout	562350	male
Mo15	Front_Ceiling	560900	female	MoSO4_2	Slideout	562350	male
Mo16	Front_Ceiling	560900	female	R1	RJB	562486	female
Mo17	RH_Console	563626	male	R3	RJB	563409	male
Mo18	Fr_Service_Door	562474	male	R6	Frontvehicle	564496	male
Mo19	Fr_Service_Door	562474	male	R12	Evap_Cmpt	563409	male
Mo20	Fr_Service_Door	562474	male	R21	FJB	560525	male
Mo21	Fronroof	561186	male	R23A	FJB	564496	male
Mo22	RH_Console	561186	male	R27	Dash	564496	male
Mo23	Entracedoor	564161	male	R28	FJB	564496	male
Mo24	RH_Console	562348	female	R29	RJB	563409	male
Mo25	RH_Console	562348	female	R30	FJB	564496	male
Mo26	Entracedoor	564161	male	R34	RJB	564210	male
Mo27	Cond_Cmpt	563691	male	R35	RJB	564210	male
Mo27.	Cond_Cmpt	563691	male	R36	Dash	564496	male
Mo28	Cond_Cmpt	563691	male	R37	Dash	564496	male
Mo28.	Cond_Cmpt	563691	male	R38	FJB	564496	male
Mo29	RJB	561248	female	R47	Parcelrack	564496	male
Mo30	1stLuggCmpt.LH	564161	male	Res3.A	ParcelRack	563590	female
Mo31	1stLuggCmpt.RH	564161	male	Res4	RH_Console	563590	female
Mo33	2ndLuggCmpt.RH	564161	male	Res6	FJB	563590	female
Mo35	3rdLuggCmpt.RH	564161	male	Res7	Dash	563590	female
Mo37	4thLuggCmpt.RH	564161	male	Res15	Engine_Cmpt	561782	male
Mo39	5thLuggCmpt.RH	564161	male	Res19	Dash	563590	female
Mo40	FrontLHwindow	561477	female	Res20	Frontvehicule	563590	female
Mo44	RearLHwindow	561477	female	Res31	Ureacmpt.	562350	male
Mo50	Frontvehicle	561690	male	Res32	Ureacmpt.	563764	female
Mo51	Frontvehicle	561690	male	Res46	Axle.Cmpt	563590	female
Mo54	Service_Cmpt	562474	male	Res53	Dash	563590	female
Mo56	RearRHwindow	561477	female	Res99	Dash	563590	female
Mo58	FrontLHwindow	561477	female	RFF4_1	Slideout	564496	male
Mo65	Enginectmpt.	568089	male	RFF4_2	Slideout	564496	male
Mo67	Enginectmpt.	568089	male	RS03_1	Slideout	564496	male
Mo68	Enginectmpt.	568089	male	RS03_2	Slideout	564496	male
Mo69	Enginectmpt.	568089	male	RSO1_1	Slideout	564496	male
Mo70	Enginectmpt.	568089	male	RSO1_2	Slideout	564496	male
Mo71	Enginectmpt.	568089	male	RSO2_1	Slideout	564496	male

# CONNECTORS LIST

No	Location	Part #	Gender	No	Location	Part #	Gender
RSO2_2	Slideout	564496	male	Se55	Service_Cmpt	563159	female
RSO4_1	Slideout	564496	male	Se56	WCLdoor	562479	female
RSO4_2	Slideout	564496	male	Se57	PneumaticPanel	563159	female
RSO4_3	Slideout	564496	male	Se60	Service_Cmpt	563409	male
RSO4_4	Slideout	564496	male	Se63	Rearaxlecmpt.	641132	female
Se2	FJB	561566	female	Se64	Rearaxlecmpt.	641132	female
Se11.A	Cond_Cmpt	560082	female	Se65	Dash	564042	female
Se11.B	Cond_Cmpt	560082	female	Se66	FJB	564039	female
Se11.C	Cond_Cmpt	560082	female	Se67	Frontaxlecmpt.	563159	female
Se13	Engine_Cmpt	562350	male	Se69	Frontaxlecmpt.	563159	female
Se16.A	Frontvehicle	562651	female	Se89	Enginecmpt.	562350	male
Se16.B	Frontvehicle	562651	female	Se94	WCLdoor	562877	female
Se17.A	Frontvehicle	562019	female	Se100	WCLdoor	562479	female
Se17.B	Frontvehicle	562019	female	Se_FF4_FrDn	Slideout	562477	male
Se18	Servicecmpt.	561566	female	Se_FF4_FrUp	Slideout	562477	male
Se19_P	Service_Cmpt	563677	male	Se_FF4_RrDn	Slideout	562477	male
Se19_S	Service_Cmpt	563677	male	Se_FF4_RrUp	Slideout	562477	male
Se20	Evap_Cmpt	562426	male	Se_SO4_Fr	Slideout	562477	male
Se21	Dash	561248	female	Se_SO4_Rr	Slideout	562477	male
Se23	Engine_Cmpt	563159	male	SES01	Slideout	563159	female
Se23A	EngineCmpt.	563159	female	SES02_SESO3	Slideout	562479	female
Se24	EvapCmpt.	563758	female	SES05_SESO6	Slideout	562479	female
Se24A	EvapCmpt.	563758	female	SES07_SESO8	Slideout	562479	female
Se25	Passenger_Area	561248	female	shell1_1641	Driver_Area	562471	male
Se29	Engine_Cmpt	561566	female	So7	Service_Cmpt	561566	female
Se30	Enginedoor	562877	female	So8	Servicecmpt.	641385	male
Se31	Enginedoor	562877	female	So9	Enginecmpt.	560016	female
Se32	Rear_Axle_Cmpt	562426	male	So11	Cond_Cmpt	561566	female
Se33	Rear_Axle_Cmpt	562856	male	So13	Evap_Cmpt	641385	male
Se34	Rear_Axle_Cmpt	562426	male	So17	Pneumatic Panel	562848	male
Se35	Rear_Axle_Cmpt	562426	male	So21	Front_Axle_Cmpt	564046	female
Se36	Rear_Axle_Cmpt	562427	male	So22	Front_Axle_Cmpt	564046	female
Se37	Front_Axle_LH	641132	female	So23	Rear_Axle_Cmpt	564046	female
Se38	Front_Axle_RH	641132	female	So24	Rear_Axle_Cmpt	564046	female
Se39	Rear_Axle_LH	641132	female	So27	Rearaxlecmpt.	564045	female
Se40	Rear_Axle_LH	641132	female	So28	Pneuplate	641385	male
Se41	Cond.door	562877	female	So29	Pneuplate	641385	male
Se45	Servicecmpt.	563409	male	So30	Pneuplate	641385	male
Se46	Rearaxlecmpt.	562348	female	So31	Pneuplate	641385	male
Se49	CondCmpt.	562348	female	So32	Pneuplate	641385	male
Se51	Dash	563589	male	So36	Enginecmpt.	561690	male
Se53	Service_Cmpt	563159	female	So38	Dash	561566	female
Se54	Service_Cmpt	563159	female	So50	Rearaxlecmpt.	564046	female

# CONNECTORS LIST

No	Location	Part #	Gender	No	Location	Part #	Gender
So52	Rearaxlecmpt.	564045	female	Sw33.B	LuggCmpt.	562486	female
SoSo1	Slideout	564045	female	Sw38	LH_Console	562763	male
SoSo2	Slideout	564045	female	Sw39.A	LuggCmpt.	562403	female
SoSo3	Slideout	564045	female	Sw39.B	LuggCmpt.	562403	female
SOSO4	Slideout	564045	female	Sw40	LH_Console	561690	male
SoSo5	Slideout	564045	female	Sw41	LH_Console	562749	male
SoSo6	Slideout	564045	female	Sw42	Lugg_Cmpt	561636	female
SoSo7	Slideout	564045	female	Sw44.A	LuggCmpt.	562403	female
SoSo8	Slideout	564045	female	Sw44.B	LuggCmpt.	562403	female
SoSo9	Slideout	564045	female	Sw45.A	LuggCmpt.	562485	male
SoSo10	Slideout	564045	female	Sw45.B	LuggCmpt.	562486	female
spBar4	Enginecmpt.	564135	male	Sw46.A	LuggCmpt.	562485	male
spBar5	Enginecmpt.	564135	male	Sw46.B	LuggCmpt.	562486	female
spBar6	Enginecmpt.	564135	male	Sw47.A	LuggCmpt.	562485	male
spBar7	Enginecmpt.	564135	male	Sw47.B	LuggCmpt.	562486	female
spBar11	Enginecmpt.	564135	male	Sw48.A	LuggCmpt.	562485	male
spBar12	Enginecmpt.	564135	male	Sw48.B	LuggCmpt.	562486	female
spBar13	Enginecmpt.	564135	male	Sw49.A	LuggCmpt.	562485	male
spBar14	Enginecmpt.	564135	male	Sw49.B	LuggCmpt.	562486	female
spBar15	Enginecmpt.	564135	male	Sw50.A	LuggCmpt.	562485	male
spBar16	Enginecmpt.	564135	male	Sw50.B	LuggCmpt.	562486	female
spBar19	Condensorcmt.	564135	male	Sw51.A	LuggCmpt.	562485	male
spBar20	Condensorcmt.	564135	male	Sw51.B	LuggCmpt.	562486	female
spBar21	Condensorcmt.	564135	male	Sw52.A	LuggCmpt.	562485	male
spBar22	Enginecmpt.	564135	male	Sw52.B	LuggCmpt.	562486	female
spBar23	Enginecmpt.	564135	male	Sw58	EngineCmpt.	563135	male
spBar24	Enginecmpt.	564135	male	Sw59	Enginecmpt.	563135	male
spBar26	Rear_axle_cmpt	564135	male	Sw63A	LHConsole	562763	male
spBar27	Rear_axle_cmpt	564135	male	Sw64.A	LHConsole	560815	female
Sw1.C258	Driver_Area	561188	female	Sw64.B	LHConsole	560815	female
Sw1.C259	Driver_Area	561186	male	Sw82	RJB	563135	male
Sw2	Dash	562763	male	Sw83.A	Dash	560082	female
Sw3	Dash	562763	male	Sw83.B	Dash	560815	female
Sw4	Dash	562763	male	Sw83.C	Dash	560082	female
Sw5	Dash	562763	male	Sw83.D	Dash	560815	female
Sw6	Dash	562763	male	Sw85	LH_Console	562749	male
Sw16	Dash	562763	male	Sw99	Dash	562763	male
Sw18A	LHConsole	562763	male	Sw102	Dash	562763	male
Sw20	Dash	562763	male	Sw103A	LHConsole	562763	male
Sw24.A	Dash	562763	male	Sw104	Dash	562763	male
Sw32.A	LuggCmpt.	562485	male	Sw107.A	LHConsole	561457	female
Sw32.B	LuggCmpt.	562486	female	Sw107.B	LHConsole	561457	female
Sw33.A	LuggCmpt.	562485	male	Sw107.C	LHConsole	561457	female

# CONNECTORS LIST

No	Location	Part #	Gender	No	Location	Part #	Gender
Sw107.D	LHConsole	561457	female	VECR12	RJB	563187	male
Sw107.E	LHConsole	561457	female	VECT2	Rearvehicle	563716	male
Sw107.F	LHConsole	561457	female	VECT3	Rearvehicle	563718	male
Sw107.G	LHConsole	561457	female	VECT4	Rearvehicle	563714	male
Sw107.H	LHConsole	561457	female	Y80	Engine_Cmpt	563789	male
Sw107.J	LHConsole	561457	female	Y81	Cond_Cmpt	563793	male
Sw107.K	LHConsole	561457	female				
Sw108	LHConsole	562763	male				
Sw110.A	3rdLuggagedoorRH	560079	female				
Sw110.B	3rdLuggagedoorRH	560079	female				
Sw114.A	1stLuggagedoorRH	560079	female				
Sw114.B	1stLuggagedoorRH	560079	female				
Sw115.A	4rd_Lugg_Cmpt	560079	female				
Sw115.B	4rd_Lugg_Cmpt	560079	female				
Sw116.A	4rd_Lugg_Cmpt	560079	female				
Sw116.B	4rd_Lugg_Cmpt	560079	female				
Sw119	Dash	562763	male				
Sw122	Dash	562763	male				
Sw123	Dash	562763	male				
Sw137	Dash	562763	male				
Sw156	LHConsole	562763	male				
Sw157	Dash	562763	male				
Sw158	Dash	562763	male				
Sw161	Dash	562763	male				
SwSo1	FRLHSlideOut	561552	female				
SwSo2	RRLHSlideOut	561552	female				
SwSo3	RRLHSlideOut	561552	female				
SwSo4	FRRHSlideOut	561552	female				
VECF1	FJB	563186	male				
VECF2	FJB	563183	male				
VECF3	FJB	563185	male				
VECF4	FJB	563182	male				
VECF9	FJB	563448	male				
VECF10	FJB	563181	male				
VECF11	FJB	563184	male				
VECF12	FJB	563187	male				
VECR1	RJB	563186	male				
VECR2	RJB	563183	male				
VECR3	RJB	563185	male				
VECR4	RJB	563182	male				
VECR9	RJB	563448	male				
VECR10	RJB	563181	male				
VECR11	RJB	563184	male				

# CONNECTORS LIST

No	Location	Part #	Gender	No	Location	Part #	Gender
A1	RJB	563975	male	A80	RJB	562479	female
A2	FJB	563984	male	A81CN1	FJB	562767	male
A3	Dash	562363	male	A81CN3A	FJB	564741	male
A4.A	Service_Cmpt	562428	female	A81CN3B	FJB	564742	male
A4.B	Service_Cmpt	561188	female	A83	FJB	565970	female
A5	Service_Cmpt	562428	female	A96	FJB	564205	male
A6	Engine_Cmpt	562427	male	A97	Dash	563226	male
A7	Rear_Axle_Cmpt	563979	male	A99	FJB	564205	male
A9.Cx1	FJB	564041	female	A100	Front_axle_cmpt	563632	male
A9.Cx2	FJB	563678	male	A101	Rear_axle_cmpt	563632	male
A9.Cx3	FJB	564037	female	A102	Rear_axle_cmpt	563632	male
A9.Cx4	FJB	564038	female	A103	Dash	562070	female
A14.A	Dash	562766	male	A106	LHConsole	565974	male
A14.B	Dash	562767	male	A114A	Dash	564252	male
A14.C	Dash	562765	male	A116	Dash	563872	female
A15	Dash	562464	male	A130	Driver_Area	563226	male
A18.J1	FJB	562794	male	A131.A	Engine_Cmpt	561782	male
A18.J2	FJB	562650	male	A131.B	Engine_Cmpt	561781	female
A24.A	RH_Console	561890	male	A137A	Condensercmpt.	20429843	male
A24.B	RH_Console	561566	female	A138	Cond_Cmpt	563787	male
A24.C	RH_Console	561889	female	A139	Dash	564501	male
A27	Service_Cmpt	562929	male	AE41.J1	FJB	563679	male
A28	Service_Cmpt	562928	male	AE41.J2	FJB	564037	female
A29	Dash	562464	male	AE41.J3	FJB	564004	male
A30.A	Dash	561611	male	AE42.J1	FJB	563679	male
A30.C	Dash	561566	female	AE42.J2	FJB	564037	female
A31.J1	Dash	562780	male	AE42.J3	FJB	564004	male
A31.J2	Dash	562842	male	AE43.J1	FJB	563679	male
A31.J3	Dash	562464	male	AE43.J2	FJB	564037	male
A31.J4	Dash	562465	male	AE43.J3	FJB	565957	male
A31.J5	Dash	563071	male	AE44.J1	FJB	563679	male
A32.A	Dash	561611	male	AE44.J2	FJB	564037	female
A32.C	Dash	561566	female	AE44.J3	FJB	565957	male
A34.J	Enginecmpt.	568118	male	AE45.J1	FJB	563679	male
A34.K	Enginecmpt.	564270	male	AE45.J2	FJB	564037	female
A34.L	Enginecmpt.	564269	male	AE45.J3	FJB	565957	male
A36.JA	FJB	562767	male	AE46.J1	FJB	563679	male
A36.JB	FJB	562765	male	AE46.J2	FJB	564037	female
A36.JC	FJB	562957	male	AE46.J3	FJB	565957	male
A40.A	FJB	561668	male	AE47.J1	RH_console	563679	male
A70	Dash	563884	male	AE47.J2	RH_console	564037	female
A77	RJB	564547	male	AE47.J3	RH_console	565957	male
A78	RJB	562583	female	AE48.J1	RH_console	563679	male
A79	RJB	562583	female	AE48.J2	RH_console	564037	female

# CONNECTORS LIST

No	Location	Part #	Gender	No	Location	Part #	Gender
AE49.J1	RJB	563679	male	AltUR.B	Enginectmpt.	560815	female
AE49.J2	RJB	564037	male	AltUR.C	Enginectmpt.	564469	female
AE49.J3	RJB	565957	male	B85	Engine_Cmpt	563815	male
AE50.J1	RJB	563679	male	B96	Engine_Cmpt	563821	male
AE50.J2	RJB	564037	male	B96B	Engine_Cmpt	563823	male
AE50.J3	RJB	565957	male	B97	Engine_Cmpt	563816	male
AE51.J1	RJB	563679	male	B98	Engine_Cmpt	563817	male
AE51.J2	RJB	564037	female	B99	Engine_Cmpt	563815	male
AE51.J3	RJB	565957	male	B115A	Enginectmpt.	564226	male
AE52.J1	RJB	563679	male	B142C	Enginectmpt.	565209	male
AE52.J2	RJB	564037	female	B310	Enginectmpt.	565967	male
AE52.J3	RJB	565957	male	C1	FJB	563589	male
AE54.J1	Evaporatorcmpt.	563679	male	C1	FJB	563590	female
AE54.J2	Evaporatorcmpt.	564037	female	C1S	FJB	563589	male
AE54.J3	Evaporatorcmpt.	565957	male	C1S	FJB	563590	female
AE55.J1	Dash	563679	male	C2	Service_Cmpt	563580	male
AE55.J2	Dash	564037	female	C2	Service_Cmpt	563581	female
AE55.J3	Dash	564004	male	C2A	FJB	563580	male
AE56.J1	Dash	563679	male	C2A	FJB	563581	female
AE56.J2	Dash	564037	male	C2B	FJB	564034	male
AE56.J3	Dash	564004	male	C2B	FJB	564035	female
AE57.J1	WCLcmpt.	563679	male	C3_plug	RJB	563589	male
AE57.J2	WCLcmpt.	564037	male	C3_socket	RJB	563590	female
AE57.J3	WCLcmpt.	564004	male	C3S	RJB	563593	male
AE58.J1	Slideoutpanel	563679	male	C3S	RJB	563590	female
AE58.J2	Slideoutpanel	564037	male	C4	FJB	563580	male
AE58.J3	Slideoutpanel	565957	male	C4	FJB	563581	female
AE59.J1	Slideoutpanel	563679	male	C5	FJB	563589	male
AE59.J2	Slideoutpanel	564037	female	C5	FJB	563590	female
AE59.J3	Slideoutpanel	565957	male	C5S	FJB	563589	male
AE60.J1	Slideoutpanel	563679	male	C5S	FJB	563590	female
AE60.J2	Slideoutpanel	564037	male	C6	FJB	563582	male
AE60.J3	Slideoutpanel	565957	male	C6	FJB	563583	female
AE61.J1	Slideoutpanel	563679	male	C7	Dash	562581	male
AE61.J2	Slideoutpanel	564037	male	C7	Dash	562583	female
AE61.J3	Slideoutpanel	565957	male	C8	FJB	563227	male
AltLL.A	Enginectmpt.	563746	female	C8	FJB	563614	female
AltLL.B	Enginectmpt.	560815	female	C9	RJB	561986	male
AltLL.C	Enginectmpt.	564469	female	C9	RJB	561987	female
AltLR.A	enginectmpt.	563746	female	C10	Enginedoor	562581	male
AltLR.B	Enginectmpt.	560815	female	C10	Enginedoor	562583	female
AltLR.C	Enginectmpt.	564469	female	C11	Service_Cmpt	563580	male
AltUR.A	Enginectmpt.	563746	female	C11	Service_Cmpt	563581	female

# CONNECTORS LIST

No	Location	Part #	Gender	No	Location	Part #	Gender
C12	Engine_Cmpt	562581	male	C39A	Firesuppressioncmpt.	561781	female
C12	Engine_Cmpt	562583	female	C40	Dash	562485	male
C13_plug	RH_Console	563589	male	C40	Dash	562486	female
C13_socket	RH_Console	563590	female	C44_plug	FJB	561577	male
C13S	RH_Console	563589	male	C44_socket	FJB	561605	female
C13S	RH_Console	563590	female	C45	FJB	561643	male
C14	WCLSystem	561550	male	C45	FJB	561642	female
C14	WCLSystem	561667	female	C46	3rdlugg.cmpt.	562549	male
C14A	Frontvehicle	562581	male	C46	3rdlugg.cmpt.	562550	female
C14A	Frontvehicle	562583	female	C49	FJB	562005	male
C15A	Evaporatorcmpt.	568110	male	C49	FJB	561714	female
C15A	Evaporatorcmpt.	568109	female	C50	RJB	563933	male
C17	RJB	560195	male	C50	RJB	563932	female
C17	RJB	560169	female	C54	Enginecmpt.	563226	male
C18	FJB	561986	male	C54	Enginecmpt.	563613	female
C18	FJB	561987	female	C54A	Enginecmpt.	568110	male
C19	RJB	561986	male	C54A	Enginecmpt.	568109	female
C19	RJB	561987	female	C54B	EngineCmpt.	562477	male
C19A	RJB	561986	male	C54B	EngineCmpt.	562479	female
C19A	RJB	561987	female	C59	RJB	561643	male
C23	Evaporatorcmpt.	564034	male	C59	RJB	561642	female
C23	Evaporatorcmpt.	564035	female	C64	Enginecmpt.	568110	male
C24_plug	Evap_Cmpt	561690	male	C64	Enginecmpt.	568109	female
C24_socket	Evap_Cmpt	561566	female	C71	FJB	561646	male
C26	Ureacmpt.	563226	male	C71	FJB	561645	female
C26	Ureacmpt.	563613	female	C72	FJB	561646	male
C26A	Ureacmpt.	568110	male	C72	FJB	561645	female
C26A	Ureacmpt.	568109	female	C74	FJB	561645	female
C26B	Ureacmpt.	563227	male	C74	FJB	561646	male
C26B	Ureacmpt.	563614	female	C75	1st_Lugg_Cmpt	561515	male
C29	4rd_Lugg_Cmpt	563651	male	C75	1st_Lugg_Cmpt	561552	female
C29	3rd_Lugg_Cmpt	563652	female	C76	1st_Lugg_Cmpt	561515	male
C30	3rd_Lugg_Cmpt	561710	male	C76	1st_Lugg_Cmpt	561552	female
C30	3rd_Lugg_Cmpt	561709	female	C77	2nd_Lugg_Cmpt	561515	male
C32W	WCLcmpt.	561734	male	C77	2nd_Lugg_Cmpt	561552	female
C32W	WCLcmpt.	561735	female	C78	2nd_Lugg_Cmpt	561515	male
C33	WCLcmpt.	564034	male	C78	2nd_Lugg_Cmpt	561552	female
C33	WCLcmpt.	564035	female	C79	3rd_Lugg_Cmpt	561515	male
C34	RH_Console	561986	male	C79	3rd_Lugg_Cmpt	561552	female
C34	RH_Console	561987	female	C80	3rd_Lugg_Cmpt	561515	male
C36	FJB	561986	male	C80	3rd_Lugg_Cmpt	561552	female
C36	FJB	561987	female	C81	4rd_Lugg_Cmpt	561515	male
C39A	Firesuppressioncmpt.	561782	male	C81	4rd_Lugg_Cmpt	561552	female



# CONNECTORS LIST

No	Location	Part #	Gender	No	Location	Part #	Gender
C82	4rd_Lugg_Cmpt	561515	male	C133	Dash	561987	female
C82	4rd_Lugg_Cmpt	561552	female	C133A	Dash	561986	male
C83	5nd_Lugg_Cmpt	561515	male	C133A	Dash	561987	female
C83	5nd_Lugg_Cmpt	561552	female	C134_plug	Dash	561577	male
C84	5nd_Lugg_Cmpt	561515	male	C134_socket	Dash	561605	female
C84	5nd_Lugg_Cmpt	561552	female	C152	Cond_Cmpt	561611	male
C87	Rearvehicule	563618	male	C152	Cond_Cmpt	561610	female
C87	Rearvehicule	563616	female	C170	LH_Console	561637	male
C88	WCLCmpt.	563226	male	C170	LH_Console	561636	female
C88	WCLCmpt.	563613	female	C171	LH_Console	561646	male
C89	Rearvehicule	561581	male	C171	LH_Console	561645	female
C89	Rearvehicule	561582	female	C172	LHConsole	561637	male
C91	RJB	562285	male	C172	LHConsole	561635	female
C91	RJB	562282	female	C193_plug	RJB	563589	male
C94_plug	FJB	563589	male	C193_socket	RJB	563590	female
C94_socket	FJB	563590	female	C194	FJB	563589	male
C96	FJB	561646	male	C194	FJB	563590	female
C96	FJB	561645	female	C195	Dash	563347	male
C97	FJB	561643	male	C195	Dash	560489	female
C97	FJB	561642	female	C200	FJB	561607	male
C99	Rearvehicule	562581	male	C200	FJB	561606	female
C99	Rearvehicule	562583	female	C222	FJB	562477	male
C100	Evaporatorcmpt.	562477	male	C222	FJB	562479	female
C100	Evaporatorcmpt.	562479	female	C223	FJB	563227	male
C100S	EvaporatorCmpt.	562477	male	C223	FJB	563614	female
C100S	EvaporatorCmpt.	562479	female	C224	FJB	561637	male
C101	Service_Cmpt	561690	male	C224	FJB	561636	female
C101	Service_Cmpt	561566	female	C225	FJB	562650	male
C105_plug	FJB	562581	male	C225	FJB	562649	female
C105_socket	FJB	562583	female	C226	FJB	562650	male
C106_plug	FJB	562581	male	C226	FJB	562649	female
C106_socket	FJB	562583	female	C228	CondensorCmpt.	562477	male
C110	Pneumatic Panel	568110	male	C228	CondensorCmpt.	562479	female
C110	Pneumatic Panel	568109	female	C266	Dash	561640	male
C119A	EngineCmpt.	568110	male	C266	Dash	561639	female
C119A	EngineCmpt.	568109	female	C279	Service_Cmpt	562477	male
C131A	Engine_Cmpt	561782	male	C279	Service_Cmpt	562479	female
C131A	Engine_Cmpt	561781	female	C380A	Dash	564222	male
C131B	Engine_Cmpt	561782	male	C380A	Dash	564224	female
C131B	Engine_Cmpt	561781	female	C397	RJB	562285	male
C132	RH_Console	561515	male	C397	RJB	562282	female
C132	RH_Console	561552	female	C463	EngineCmpt.	568112	male
C133	Dash	561986	male	C463	EngineCmpt.	568111	female

# CONNECTORS LIST

No	Location	Part #	Gender	No	Location	Part #	Gender
C464A	Dash	564222	male	C_Mo9	Evap_Cmpt	561577	male
C464A	Dash	564224	female	C_Mo9	Evap_Cmpt	561605	female
C550	Rearrightwindow	561476	male	C_Se51	FJB	563589	male
C550	Rearrightwindow	561477	female	C_Se51	FJB	563590	female
C551	3rdLuggageCmpt.	561476	male	CCust	Parcel_Rack_Fr_WCL	562477	male
C551	3rdLuggageCmpt.	561477	female	CCust	RJB	562479	female
C552	2ndLuggageCmpt.	561476	male	CFF4_1	SlideOutElectCmpt.	561986	male
C552	2ndLuggageCmpt.	561477	female	CFF4_1	SlideOutElectCmpt.	561987	female
C553	1stLuggageCmpt.	561476	male	CFF4_2	SlideOutElectCmpt.	561986	male
C553	1stLuggageCmpt.	561477	female	CFF4_2	SlideOutElectCmpt.	561987	female
C554	Frontrightwindow	561476	male	Clnt1	FJB	563227	male
C554	Frontrightwindow	561477	female	Clnt1	FJB	563614	female
C555	Frontleftwindow	561476	male	Clnt2	FJB	563226	male
C555	Frontleftwindow	561477	female	Clnt2	FJB	563613	female
C556	Rearleftwindow	561476	male	CSo1	SlideOutElectCmpt.	563226	male
C556	Rearleftwindow	561477	female	CSo1	SlideOutElectCmpt.	563613	female
C557	1stLuggageCmpt.	561476	male	CSo2	SlideOutElectCmpt.	561643	male
C557	1stLuggageCmpt.	561477	female	CSo2	SlideOutElectCmpt.	561641	female
C558	2ndLuggageCmpt.	561476	male	CSo5	SlideOutElectCmpt.	564034	male
C558	2ndLuggageCmpt.	561477	female	CSo5	SlideOutElectCmpt.	564035	female
C559	3rdLuggageCmpt.	561476	male	CSo7	SlideOutElectCmpt.	562581	male
C559	3rdLuggageCmpt.	561477	female	CSo7	SlideOutElectCmpt.	562583	female
C606_plug	FJB	561690	male	CSo8	SlideOutElectCmpt.	562581	male
C606_socket	FJB	561566	female	CSo8	SlideOutElectCmpt.	562583	female
C606A	FJB	561690	male	CSo9	SlideOutElectCmpt.	562581	male
C606A	FJB	561566	female	CSo9	SlideOutElectCmpt.	562583	female
C606B	FJB	561690	male	CT_In	EngineCmpt.	563582	male
C606B	FJB	561566	female	CT_In	EngineCmpt.	563583	female
C607_plug	FJB	561577	male	CT_Out	EngineCmpt.	560478	female
C607_socket	FJB	561605	female	EI	Enginecmpt.	563739	male
C607A	FJB	561577	male	L1A	Pneumatic Panel	562848	male
C607A	FJB	561605	female	L10	Dash	561247	male
C607B	FJB	561577	male	L16.A	Frontroof	562615	female
C607B	FJB	561605	female	L16.B	Frontroof	562615	female
C617	Mirror_LH	563801	male	L17.A	FJB	562615	female
C617	Mirror_LH	563800	female	L17.B	FJB	562615	female
C618	Mirror_RH	563801	male	L18	Entracedoor	562549	male
C618	Mirror_RH	563800	female	L19	Entracedoor	562549	male
C_ALT	Enginecmpt.	562581	male	L21	Frontroof	562486	female
C_ALT	Enginecmpt.	562583	female	L22	Frontroof	562486	female
C_ALT3	Enginecmpt.	562477	male	L23	frontroof	562486	female
C_ALT3	Enginecmpt.	562479	female	L24	Frontroof	562486	female
C_BCAM	Rearvehicule	561581	male	L25	Frontroof	562486	female

# CONNECTORS LIST

No	Location	Part #	Gender	No	Location	Part #	Gender
L26	Frontroof	562486	female	L176	5th_Lugg_Cmpt	561247	male
L27	Frontroof	562486	female	L177	5th_Lugg_Cmpt	561247	male
L63	Front_Side_LH	562155	male	L178	3rdLuggCmpt.	561247	male
L64	Outside_Front_RH	562155	male	L179	3rdLuggCmpt.	561247	male
L65	Outside_Front_LH	562155	male	L180	2nd_Lugg_Cmpt	561247	male
L66	Out_Side_Front_LH	562155	male	L181	2nd_Lugg_Cmpt	561247	male
L67	4th_Lugg_Cmpt	562155	male	L182	1st_Lugg_Cmpt	561247	male
L68	4th_Lugg_Cmpt	562155	male	L183	1st_Lugg_Cmpt	561247	male
L69	4th_Lugg_Cmpt	562155	male	L184	Servicecmpt.	561247	male
L70	4th_Lugg_Cmpt	562155	male	L185.A	Servicecmpt.	561539	male
L72	Rear_Vehicle	562155	male	L185.B	Servicecmpt.	561539	male
L74	Rearvehicle	562155	male	L186.A	Dash	561539	male
L75	Rearenginedoor	562155	male	L186.B	Dash	561539	male
L76	Rearvehicle	562155	male	L187	Engine_Cmpt	561690	male
L81.A	Rear_Vehicle	562835	female	L193.A	Dash	560488	female
L81.B	Rear_Vehicle	562834	male	L193.B	Dash	560488	female
L82A	Rearvehicule	562348	female	L194.A	Dash	562019	female
L83A	Rearvehicule	562348	female	L194.B	Dash	560488	female
L84	DPFDoor	562486	female	L195.A	Dash	560488	female
L85	DPFDoor	562486	female	L195.B	Dash	560488	female
L86	DPFDoor	562486	female	L199	Enginecmpt.	562848	male
L87	Rearroof	562486	female	L203	RH_Console	561690	male
L88	Rearroof	562486	female	L204	Parcel_Rack_RH	562803	male
L89	Rearroof	562486	female	L205	Enginecmpt.	562485	male
L90	Rearroof	562486	female	L206	Parcel_Rack_RH	562803	male
L93.A	Rearvehicle	563069	female	L211	Entracedoor	562549	male
L93.B	Rearvehicle	563069	female	L282	Engine_Cmpt	561690	male
L94.A	Rearvehicle	563069	female	L285.A	Rear_Vehicle	562835	female
L94.B	Rearvehicle	563069	female	L285.B	Rear_Vehicle	562834	male
L95	Frontvehicle	562485	male	L286.A	Rear_Vehicle	562835	female
L95A	Frontvehicle	562485	male	L286.B	Rear_Vehicle	562834	male
L96	Frontvehicle	562485	male	L290	EngineCmpt.	562565	female
L96A	Frontvehicle	562485	male	L291	EngineCmpt.	562565	female
L97.A	Outside_Front_LH	563069	female	L298A	Enginecmpt.	563590	female
L97.B	Outside_Front_LH	563069	female	L306	RJBcmpt.	561247	male
L98.A	Entrance_Door	563069	female	L314	Frontvehicle	562789	male
L98.B	Outside_Front_RH	563069	female	L315	Frontvehicle	562789	male
L120	Frontvehicle	562237	female	L319	WCLunderplatform	561247	male
L170	4thLuggCmpt.	561247	male	L350A.A	Rearaxlecmpt.	564552	male
L171	4thLuggCmpt.	561247	male	L350A.B	Rearaxlecmpt.	563340	male
L173	Parcelrack	563590	female	L350A.C	Rearaxlecmpt.	562251	male
L174A	Parcelrack	563590	female	Mo3	Dash	561667	female
L175	EngineCmpt.	563590	female	Mo4	Dash	564161	male

# CONNECTORS LIST

No	Location	Part #	Gender	No	Location	Part #	Gender
Mo7	Cond_Cmpt	563691	male	Mo72	Enginectpt.	568089	male
Mo7.	Cond_Cmpt	563691	male	Mo73	Enginectpt.	568089	male
Mo8	Cond_Cmpt	563691	male	MoFF4_1	FRRHslideout	562485	male
Mo8.	Cond_Cmpt	563691	male	MoSo1	Slideout	562350	male
Mo10	FrontLHwindow	561477	female	MoSo2	Slideout	562350	male
Mo11	CondensorCmpt.	568089	male	MoSO3	Slideout	562350	male
Mo12	Engine_Cmpt	561690	male	MoSO4_1	Slideout	562350	male
Mo15	Front_Ceiling	560900	female	MoSO4_2	Slideout	562350	male
Mo16	Front_Ceiling	560900	female	R1	RJB	562486	female
Mo17	RH_Console	563626	male	R3	RJB	563409	male
Mo18	Fr_Service_Door	562474	male	R6	Frontvehicle	564496	male
Mo19	Fr_Service_Door	562474	male	R12	Evap_Cmpt	563409	male
Mo20	Fr_Service_Door	562474	male	R21	FJB	560525	male
Mo21	Fronroof	561186	male	R23A	FJB	564496	male
Mo22	RH_Console	561186	male	R27	Dash	564496	male
Mo23	Entracedoor	564161	male	R28	FJB	564496	male
Mo24	RH_Console	562348	female	R29	RJB	563409	male
Mo25	RH_Console	562348	female	R30	FJB	564496	male
Mo26	Entracedoor	564161	male	R34	RJB	564210	male
Mo27	Cond_Cmpt	563691	male	R35	RJB	564210	male
Mo27.	Cond_Cmpt	563691	male	R36	Dash	564496	male
Mo28	Cond_Cmpt	563691	male	R37	Dash	564496	male
Mo28.	Cond_Cmpt	563691	male	R38	FJB	564496	male
Mo29	RJB	561248	female	R47	Parcelrack	564496	male
Mo30	1stLuggCmpt.LH	564161	male	Res3.A	ParcelRack	563590	female
Mo31	1stLuggCmpt.RH	564161	male	Res4	RH_Console	563590	female
Mo33	2ndLuggCmpt.RH	564161	male	Res6	FJB	563590	female
Mo35	3rdLuggCmpt.RH	564161	male	Res7	Dash	563590	female
Mo37	4thLuggCmpt.RH	564161	male	Res15	Engine_Cmpt	561782	male
Mo39	5thLuggCmpt.RH	564161	male	Res19	Dash	563590	female
Mo40	FrontLHwindow	561477	female	Res20	Frontvehicule	563590	female
Mo44	RearLHwindow	561477	female	Res31	Ureacmpt.	562350	male
Mo50	Frontvehicle	561690	male	Res32	Ureacmpt.	563764	female
Mo51	Frontvehicle	561690	male	Res46	Axle.Cmpt	563590	female
Mo54	Service_Cmpt	562474	male	Res53	Dash	563590	female
Mo56	RearRHwindow	561477	female	Res99	Dash	563590	female
Mo58	FrontLHwindow	561477	female	RFF4_1	Slideout	564496	male
Mo65	Enginectpt.	568089	male	RFF4_2	Slideout	564496	male
Mo67	Enginectpt.	568089	male	RS03_1	Slideout	564496	male
Mo68	Enginectpt.	568089	male	RS03_2	Slideout	564496	male
Mo69	Enginectpt.	568089	male	RSO1_1	Slideout	564496	male
Mo70	Enginectpt.	568089	male	RSO1_2	Slideout	564496	male
Mo71	Enginectpt.	568089	male	RSO2_1	Slideout	564496	male

# CONNECTORS LIST

No	Location	Part #	Gender	No	Location	Part #	Gender
RSO2_2	Slideout	564496	male	Se55	Service_Cmpt	563159	female
RSO4_1	Slideout	564496	male	Se56	WCLdoor	562479	female
RSO4_2	Slideout	564496	male	Se57	PneumaticPanel	563159	female
RSO4_3	Slideout	564496	male	Se60	Service_Cmpt	563409	male
RSO4_4	Slideout	564496	male	Se63	Rearaxlecmpt.	641132	female
Se2	FJB	561566	female	Se64	Rearaxlecmpt.	641132	female
Se11.A	Cond_Cmpt	560082	female	Se65	Dash	564042	female
Se11.B	Cond_Cmpt	560082	female	Se66	FJB	564039	female
Se11.C	Cond_Cmpt	560082	female	Se67	Frontaxlecmpt.	563159	female
Se13	Engine_Cmpt	562350	male	Se69	Frontaxlecmpt.	563159	female
Se16.A	Frontvehicle	562651	female	Se89	Enginecmpt.	562350	male
Se16.B	Frontvehicle	562651	female	Se94	WCLdoor	562877	female
Se17.A	Frontvehicle	562019	female	Se100	WCLdoor	562479	female
Se17.B	Frontvehicle	562019	female	Se_FF4_FrDn	Slideout	562477	male
Se18	Servicecmpt.	561566	female	Se_FF4_FrUp	Slideout	562477	male
Se19_P	Service_Cmpt	563677	male	Se_FF4_RrDn	Slideout	562477	male
Se19_S	Service_Cmpt	563677	male	Se_FF4_RrUp	Slideout	562477	male
Se20	Evap_Cmpt	562426	male	Se_SO4_Fr	Slideout	562477	male
Se21	Dash	561248	female	Se_SO4_Rr	Slideout	562477	male
Se23	Engine_Cmpt	563159	male	SES01	Slideout	563159	female
Se23A	EngineCmpt.	563159	female	SES02_SESO3	Slideout	562479	female
Se24	EvapCmpt.	563758	female	SES05_SESO6	Slideout	562479	female
Se24A	EvapCmpt.	563758	female	SES07_SESO8	Slideout	562479	female
Se25	Passenger_Area	561248	female	shell1_1641	Driver_Area	562471	male
Se29	Engine_Cmpt	561566	female	So7	Service_Cmpt	561566	female
Se30	Enginedoor	562877	female	So8	Servicecmpt.	641385	male
Se31	Enginedoor	562877	female	So9	Enginecmpt.	560016	female
Se32	Rear_Axle_Cmpt	562426	male	So11	Cond_Cmpt	561566	female
Se33	Rear_Axle_Cmpt	562856	male	So13	Evap_Cmpt	641385	male
Se34	Rear_Axle_Cmpt	562427	male	So17	Pneumatic Panel	562848	male
Se35	Rear_Axle_Cmpt	562426	male	So21	Front_Axle_Cmpt	564046	female
Se36	Rear_Axle_Cmpt	562427	male	So22	Front_Axle_Cmpt	564046	female
Se37	Front_Axle_LH	641132	female	So23	Rear_Axle_Cmpt	564046	female
Se38	Front_Axle_RH	641132	female	So24	Rear_Axle_Cmpt	564046	female
Se39	Rear_Axle_LH	641132	female	So27	Rearaxlecmpt.	564045	female
Se40	Rear_Axle_LH	641132	female	So28	Pneuplate	641385	male
Se41	Cond.door	562877	female	So29	Pneuplate	641385	male
Se45	Servicecmpt.	563409	male	So30	Pneuplate	641385	male
Se46	Rearaxlecmpt.	562348	female	So31	Pneuplate	641385	male
Se49	CondCmpt.	562348	female	So32	Pneuplate	641385	male
Se51	Dash	563589	male	So36	Enginecmpt.	561690	male
Se53	Service_Cmpt	563159	female	So38	Dash	561566	female
Se54	Service_Cmpt	563159	female	So50	Rearaxlecmpt.	564046	female

# CONNECTORS LIST

No	Location	Part #	Gender	No	Location	Part #	Gender
So52	Rearaxlecmpt.	564045	female	Sw33.B	LuggCmpt.	562486	female
SoSo1	Slideout	564045	female	Sw38	LH_Console	562763	male
SoSo2	Slideout	564045	female	Sw39.A	LuggCmpt.	562403	female
SoSo3	Slideout	564045	female	Sw39.B	LuggCmpt.	562403	female
SOSO4	Slideout	564045	female	Sw40	LH_Console	561690	male
SoSo5	Slideout	564045	female	Sw41	LH_Console	562749	male
SoSo6	Slideout	564045	female	Sw42	Lugg_Cmpt	561636	female
SoSo7	Slideout	564045	female	Sw44.A	LuggCmpt.	562403	female
SoSo8	Slideout	564045	female	Sw44.B	LuggCmpt.	562403	female
SoSo9	Slideout	564045	female	Sw45.A	LuggCmpt.	562485	male
SoSo10	Slideout	564045	female	Sw45.B	LuggCmpt.	562486	female
spBar4	Enginectmpt.	564135	male	Sw46.A	LuggCmpt.	562485	male
spBar5	Enginectmpt.	564135	male	Sw46.B	LuggCmpt.	562486	female
spBar6	Enginectmpt.	564135	male	Sw47.A	LuggCmpt.	562485	male
spBar7	Enginectmpt.	564135	male	Sw47.B	LuggCmpt.	562486	female
spBar11	Enginectmpt.	564135	male	Sw48.A	LuggCmpt.	562485	male
spBar12	Enginectmpt.	564135	male	Sw48.B	LuggCmpt.	562486	female
spBar13	Enginectmpt.	564135	male	Sw49.A	LuggCmpt.	562485	male
spBar14	Enginectmpt.	564135	male	Sw49.B	LuggCmpt.	562486	female
spBar15	Enginectmpt.	564135	male	Sw50.A	LuggCmpt.	562485	male
spBar16	Enginectmpt.	564135	male	Sw50.B	LuggCmpt.	562486	female
spBar19	Condensorcmpt.	564135	male	Sw51.A	LuggCmpt.	562485	male
spBar20	Condensorcmpt.	564135	male	Sw51.B	LuggCmpt.	562486	female
spBar21	Condensorcmpt.	564135	male	Sw52.A	LuggCmpt.	562485	male
spBar22	Enginectmpt.	564135	male	Sw52.B	LuggCmpt.	562486	female
spBar23	Enginectmpt.	564135	male	Sw58	Enginectmpt.	563135	male
spBar24	Enginectmpt.	564135	male	Sw59	Enginectmpt.	563135	male
spBar26	Rear_axle_cmpt	564135	male	Sw63A	LHConsole	562763	male
spBar27	Rear_axle_cmpt	564135	male	Sw64.A	LHConsole	560815	female
Sw1.C258	Driver_Area	561188	female	Sw64.B	LHConsole	560815	female
Sw1.C259	Driver_Area	561186	male	Sw82	RJB	563135	male
Sw2	Dash	562763	male	Sw83.A	Dash	560082	female
Sw3	Dash	562763	male	Sw83.B	Dash	560815	female
Sw4	Dash	562763	male	Sw83.C	Dash	560082	female
Sw5	Dash	562763	male	Sw83.D	Dash	560815	female
Sw6	Dash	562763	male	Sw85	LH_Console	562749	male
Sw16	Dash	562763	male	Sw99	Dash	562763	male
Sw18A	LHConsole	562763	male	Sw102	Dash	562763	male
Sw20	Dash	562763	male	Sw103A	LHConsole	562763	male
Sw24.A	Dash	562763	male	Sw104	Dash	562763	male
Sw32.A	LuggCmpt.	562485	male	Sw107.A	LHConsole	561457	female
Sw32.B	LuggCmpt.	562486	female	Sw107.B	LHConsole	561457	female
Sw33.A	LuggCmpt.	562485	male	Sw107.C	LHConsole	561457	female

# CONNECTORS LIST

No	Location	Part #	Gender	No	Location	Part #	Gender
Sw107.D	LHConsole	561457	female	VECR12	RJB	563187	male
Sw107.E	LHConsole	561457	female	VECT2	Rearvehicle	563716	male
Sw107.F	LHConsole	561457	female	VECT3	Rearvehicle	563718	male
Sw107.G	LHConsole	561457	female	VECT4	Rearvehicle	563714	male
Sw107.H	LHConsole	561457	female	Y80	Engine_Cmpt	563789	male
Sw107.J	LHConsole	561457	female	Y81	Cond_Cmpt	563793	male
Sw107.K	LHConsole	561457	female				
Sw108	LHConsole	562763	male				
Sw110.A	3rdLuggagedoorRH	560079	female				
Sw110.B	3rdLuggagedoorRH	560079	female				
Sw114.A	1stLuggagedoorRH	560079	female				
Sw114.B	1stLuggagedoorRH	560079	female				
Sw115.A	4rd_Lugg_Cmpt	560079	female				
Sw115.B	4rd_Lugg_Cmpt	560079	female				
Sw116.A	4rd_Lugg_Cmpt	560079	female				
Sw116.B	4rd_Lugg_Cmpt	560079	female				
Sw119	Dash	562763	male				
Sw122	Dash	562763	male				
Sw123	Dash	562763	male				
Sw137	Dash	562763	male				
Sw156	LHConsole	562763	male				
Sw157	Dash	562763	male				
Sw158	Dash	562763	male				
Sw161	Dash	562763	male				
SwSo1	FRLHSlideOut	561552	female				
SwSo2	RRLHSlideOut	561552	female				
SwSo3	RRLHSlideOut	561552	female				
SwSo4	FRRHSlideOut	561552	female				
VECF1	FJB	563186	male				
VECF2	FJB	563183	male				
VECF3	FJB	563185	male				
VECF4	FJB	563182	male				
VECF9	FJB	563448	male				
VECF10	FJB	563181	male				
VECF11	FJB	563184	male				
VECF12	FJB	563187	male				
VECR1	RJB	563186	male				
VECR2	RJB	563183	male				
VECR3	RJB	563185	male				
VECR4	RJB	563182	male				
VECR9	RJB	563448	male				
VECR10	RJB	563181	male				
VECR11	RJB	563184	male				





## Diodes list

Diode ID	Location	Part No	Function	Page
D1	FJB	561740	Ignition & engine start diode	3.2 Ign Start 3 B
D2	FJB	561740	HVAC defroster diode	18.1 Defroster 2 D
D3	RH Console	561740	Upper wipers diode	34.1 wiper washer 4 C
D4	RH Console	561740	Flyback diode wipers motor	34.1 wiper washer 4 D
D5	RH Console	561740	Flyback diode wipers motor	34.1 wiper washer 4 D
D6	RJB	561740	Flyback diode Master relay	3.1 Main Disti 1 B
D11	Evap Cmpt	561740	HVAC passenger diode	18.2 Full AC 2 A
D12	FJB	565973	Fire extinguisher diode	9.1 Horn 2 A
D13	FJB	561740	Front clearance lights diode	26.1 Front Lighting 2 D
D14	FJB	561740	Fire extinguisher diode	9.1 Horn 2 A
D18	FJB	561740	5th cmpt. Light diode	25.1 Cmpt Lighting 4 C
D29	RJB	561740	Flyback diode Unloader	18.2 Full AC 3 D
D30	Evap Cmpt	561740	Flyback diode Water pump	18.2 Full AC 2 C
D31	RJB	561740	Flyback diode A/C clutch	18.2 Full AC 3 D
D44	FJB	561740	Ignition & engine start diode	3.2 Ign Start 3 B
D51	Service Cmpt.	561740	Level Low diode	32.1 Level low 1 E
D66	Service Cmpt.	561740	Water Pump diode	18.3 Small AC 4 C
D73	Evap Cmpt	561740	Keyless system diode	29.1 Entrance door 1 B
D74	Evap Cmpt	561740	Entrance door diode	29.1 Entrance door 4 E
D75	Slide Outs Elect. Cmpt	561740	Park Brake Diode	20.1 Slide Out 1 2 B
D79	Service Cmpt.	561740	Level Low diode	32.1 Level low 1 D
D81	Evap Cmpt	561740	Level Low diode	32.1 Level low 1 D
DFF4_1	FR RH Slide Out	563375	Flush floor motor 4 .1 diode	20.4 Slide Out4 5 D
DFF4_2	FR RH Slide Out	563375	Flush floor motor 4 .1 diode	20.4 Slide Out4 5 D
DS03_1	RR LH Slide Out	563375	Slide out motor 3 diode	20.3 Slide Out3 4 B
DS03_2	RR LH Slide Out	563375	Slide out motor 3 diode	20.3 Slide Out3 4 B
DSO1_1	FR LH Slide Out	563375	Slide out motor 1 diode	20.1 Slide Out 1 5 B
DSO1_2	FR LH Slide Out	563375	Slide out motor 1 diode	20.1 Slide Out 1 4 B
DSO2_1	RR LH Slide Out	563375	Slide out motor 2 diode	20.2 Slide Out2 5 B
DSO2_2	RR LH Slide Out	563375	Slide out motor 2 diode	20.2 Slide Out2 4 B
DSO4_1	FR RH Slide Out	563375	Slide out motor 4 .1 diode	20.4 Slide Out4 5 A
DSO4_2	FR RH Slide Out	563375	Slide out motor 4 .1 diode	20.4 Slide Out4 5 B
DSO4_3	FR RH Slide Out	563375	Slide out motor 4 .2 diode	20.4 Slide Out4 5 C
DSO4_4	FR RH Slide Out	563375	Slide out motor 4 .2 diode	20.4 Slide Out4 5 C



## Resistors list

Resistor ID	Location	Part no	Function	Page
Res3	RJB	563593	End of line resistance BBUS network 120 ohms 4W	6.1 MuxNetwork 0 B
Res4	FJB	563593	End of line resistance BBUS network 120 ohms 4W	6.1 MuxNetwork 4 D
Res6	FJB	563593	End of line resistance DBUS network 120 ohms 4W	6.2 Network 3 E
Res7	FJB	563593	End of line resistance DBUS network 120 ohms 4W	6.2 Network 4 B
Res9	Dash	564164	Driver lights 25 ohms 25W	19.1 Driver Lights 1 D
Res11	RJB	563205	Condensor fan 620 ohms 2W	18.3 Small AC 3 D
Res14	RJB	563205	Evaporator fans 620 ohms 2W	18.2 Full AC 1 A
Res15	Engine Cmpt	563587	End of line resistance Flame detec. device 10k ohms	38.1 Fire Supp 4 C
Res19	Dashboard	563593	Keyless Ctrl CAN Network 120 ohms 4W	29.1 Entrance door 0 D
Res20	Dashboard	563593	Keyless Ctrl CAN Network 120 ohms 4W	29.1 Entrance door 1 E
Res21	RJB	563205	RJB light 620 ohms 2W	25.1 Cmpt Lighting 3 C
Res22	RJB	563205	Luggage lights 620 ohms 2W	25.1 Cmpt Lighting 0 C
Res23	RJB	563205	WCL system 620 ohms 2W	36.1 WCL Ricon 3 B
Res31	Cmpt fuel tank	041123	Urea tank heating element (Heated hose)	14.2 Urea 3 B
Res32	Cmpt fuel tank	041123	Urea tank heating element (Heated hose)	14.2 Urea 3 B
Res53	FJB	563593	End of line resistance J2284 network 120 ohms 4W	6.2 Network 4 C
ResFF4_1	Slide Outs Elect. Cmpt	560049	Flush floor system 3k ohms 0.6W	20.4 Slide Out4 2 C
ResFF4_2	Slide Outs Elect. Cmpt	560049	Flush floor system 3k ohms 0.6W	20.4 Slide Out4 2 C
ResFF4_3	Slide Outs Elect. Cmpt	560049	Flush floor system 3k ohms 0.6W	20.4 Slide Out4 2 D
ResFF4_4	Slide Outs Elect. Cmpt	560050	Flush floor system 6.2k ohms 0.6W	20.4 Slide Out4 2 D
ResFF4_5	Slide Outs Elect. Cmpt	560050	Flush floor system 6.2k ohms 0.6W	20.4 Slide Out4 2 D
ResFF4_6	Slide Outs Elect. Cmpt	560049	Flush floor system 3k ohms 0.6W	20.4 Slide Out4 2 D

## Relays list

Relay ID	Location	Part No	Function	Page
R1	RJB	562364	Master Relay	3.1 Main Disti 2 A
R3	RJB	563348	12v Ign & Acc Relay	3.1 Main Disti 2 B
R6	RJB	563269	EntrDoorUL	29.1 Entrance door 4 B
R7	RJB	563269	EntrDoorLo	29.1 Entrance door 4 C
R12	Evap cmpt.	563348	Evaporator Relay	18.2 Full AC 4 C
R21	FJB	560493	Emergency cutout relay	4.1 Dist 12V FJB 1 C
R22	FJB VECF	563269	Ecu Ign	4.1 Dist 12V FJB 1 C
R23	FJB VECF	563269	Shutdown	4.1 Dist 12V FJB 1 D
R24	FJB VECF	563269	12v Ign	4.1 Dist 12V FJB 1 D
R25	FJB VECF	563269	24V Ign	4.2 Dist 24V FJB 1 C
R27	RH Console	563332	Wipers	34.1 wiper washer 3 D
R28	RH Console	563332	Upper wiper	34.1 wiper washer 4 A
R29	RJB	563348	Preheater Volvo	14.1 Engine Ecu 2 E
R30	RJB	563269	12v ENG RUN	4.1 Dist 12V FJB 4 A
R34	RJB	564218	12v Rr Engine Ecu	3.2 Ign Start 3 D
R36	RJB	563269	Fire Extinguisher	9.1 Horn 1 A
R37	RJB	563269	Electric horn	9.1 Horn 2 B
R38	RJB	563269	Cigar lighter relay / 12V Outlet	30.2 Outlet 12v 1 B
R47	WCL Pump	563332	WCL Door Open Option	36.1 WCL Ricon 6 C
R51	VECT	563270	Backup lights	26.4 Trailer 3 E
R52	VECT	563270	Tail lights & running lights	26.4 Trailer 3 D
R53	VECT	563270	Flashers left side	26.4 Trailer 3 C
R54	VECT	563270	Brake lights	26.4 Trailer 3 B
R55	VECT	563270	Flashers right side	26.4 Trailer 3 C
R_Starter	RJB	564095	Starter Relay Ctr	3.2 Ign Start 3 D
RFF4_1	Slide Outs Elect. Cmpt	563332	Flush floor motor 4.1 relay	20.4 Slide Out4 4 D
RFF4_2	Slide Outs Elect. Cmpt	563332	Front floor motor 4.1 relay	20.4 Slide Out4 4 D
RS03_1	Slide Outs Elect. Cmpt	563332	Slide out motor 3 relay	20.3 Slide Out3 4 A
RS03_2	Slide Outs Elect. Cmpt	563332	Slide out motor 3 relay	20.3 Slide Out3 4 B
RSO1_1	Slide Outs Elect. Cmpt	563332	Slide out motor 1 relay	20.1 Slide Out 1 4 A
RSO1_2	Slide Outs Elect. Cmpt	563332	Slide out motor 1 relay	20.1 Slide Out 1 4 B
RSO2_1	Slide Outs Elect. Cmpt	563332	Slide out motor 2 relay	20.2 Slide Out2 4 A
RSO2_2	Slide Outs Elect. Cmpt	563332	Slide out motor 2 relay	20.2 Slide Out2 4 B
RSO4_1	Slide Outs Elect. Cmpt	563332	Slide out motor 4.1 relay	20.4 Slide Out4 4 A
RSO4_2	Slide Outs Elect. Cmpt	563332	Slide out motor 4.1 relay	20.4 Slide Out4 4 B
RSO4_3	Slide Outs Elect. Cmpt	563332	Slide out motor 4.2 relay	20.4 Slide Out4 4 B
RSO4_4	Slide Outs Elect. Cmpt	563332	Slide out motor 4.2 relay	20.4 Slide Out4 4 C



## Fuses list

Fuse ID	Location	Part No	Function	Rating	Page
F4	Fuse Box FJB	563280	Trans IShift & Volvo link	5 amp	4.2 Dist 24V FJB 2 B
F10	Fuse Box FJB	563280	Networks	5 amp	4.1 Dist 12V FJB 1 A
F11	Fuse Box FJB	563282	Horn	20 amp	4.1 Dist 12V FJB 1 A
F12	Fuse Box FJB	563284	Spares VECF	15 amp	4.1 Dist 12V FJB 1 A
F13	Fuse Box FJB	563284	12VD Customer	15 amp	4.1 Dist 12V FJB 1 A
F14	Fuse Box FJB	563165	Spares VECF	30 amp	4.1 Dist 12V FJB 1 A
F15	Fuse Box FJB	563280	Spares VECF	5 amp	4.1 Dist 12V FJB 1 A
F16	Fuse Box FJB	563284	12V Eng. run	15 amp	4.1 Dist 12V FJB 1 A
F17	Fuse Box FJB	563165	Multiplex power	30 amp	4.1 Dist 12V FJB 1 A
F18	Fuse Box FJB	563165	Multiplex power	30 amp	4.1 Dist 12V FJB 1 B
F19	Fuse Box FJB	563165	Multiplex power	30 amp	4.1 Dist 12V FJB 1 B
F20	Fuse Box FJB	563280	Multiplex power	5 amp	4.1 Dist 12V FJB 1 B
F21	Fuse Box FJB	563165	Multiplex power	30 amp	4.1 Dist 12V FJB 1 B
F22	Fuse Box FJB	563280	Cadec	5 amp	4.1 Dist 12V FJB 1 B
F23	Fuse Box FJB	563165	ESP	30 amp	4.1 Dist 12V FJB 1 B
F24	Fuse Box FJB	563284	12V Ign	15 amp	4.1 Dist 12V FJB 1 B
F25	Fuse Box FJB	563284	12V outlets	15 amp	4.1 Dist 12V FJB 1 B
F26	Fuse Box FJB	563284	Spares VECF	15 amp	4.1 Dist 12V FJB 1 B
F27	Fuse Box FJB	563165	Spares VECF	30 amp	4.1 Dist 12V FJB 1 B
F29	Fuse Box FJB	563283	Networks	10 amp	4.1 Dist 12V FJB 1 C
F30	Fuse Box FJB	563280	Networks	5 amp	4.1 Dist 12V FJB 1 C
F33	Fuse Box FJB	563280	Vovo link TGW	5 amp	4.1 Dist 12V FJB 1 A
F34	Fuse Box FJB	563284	Spare VECF	15 amp	4.1 Dist 12V FJB 1 A
F35	Fuse Box FJB	563280	Multiplex power	5 amp	4.2 Dist 24V FJB 2 A
F36	Fuse Box FJB	563280	Start switch	5 amp	4.2 Dist 24V FJB 2 A
F37	Fuse Box FJB	563280	24 VD	5 amp	4.2 Dist 24V FJB 2 A
F39	Fuse Box FJB	563284	24 VD	15 amp	4.2 Dist 24V FJB 2 B
F40	Fuse Box FJB	563284	Fire suppression	15 amp	4.2 Dist 24V FJB 2 B
F41	Fuse Box FJB	563280	Spares VERF	5 amp	4.2 Dist 24V FJB 2 B
F42	Fuse Box FJB	563283	Transmission IShift	10 amp	4.1 Dist 12V FJB 1 D

## Fuses list

Fuse ID	Location	Part No	Function	Rating	Page
F43	Fuse Box FJB	563282	Transmission IShift	20 amp	4.1 Dist 12V FJB 1 D
F44	Fuse Box FJB	563165	Multiplex power	30 amp	4.2 Dist 24V FJB 2 B
F45	Fuse Box FJB	563165	Multiplex power	30 amp	4.2 Dist 24V FJB 2 B
F46	Fuse Box FJB	563280	Multiplex power	5 amp	4.2 Dist 24V FJB 2 B
F47	Fuse Box FJB	563280	Multiplex power	5 amp	4.2 Dist 24V FJB 2 B
F50	Fuse Box FJB	563165	HVAC defroster	30 amp	4.2 Dist 24V FJB 2 C
F51	Fuse Box FJB	563280	Destination signs	5 amp	4.2 Dist 24V FJB 2 C
F52	Fuse Box FJB	563280	Spares VERF	5 amp	4.2 Dist 24V FJB 2 C
F53	Fuse Box FJB	563283	Clock & VSS	10 amp	4.2 Dist 24V FJB 2 C
F54	Fuse Box FJB	563284	Spares VERF	15 Amp	4.2 Dist 24V FJB 2 C
F55	Fuse Box FJB	563283	Spares VERF	10 amp	4.2 Dist 24V FJB 2 D
F56	Fuse Box FJB	563284	Spares VERF	15 amp	4.2 Dist 24V FJB 2 D
F57	Fuse Box FJB	563283	Spares VERF	10 amp	4.2 Dist 24V FJB 2 D
F58	Fuse Box FJB	563284	Spares VERF	15 amp	4.2 Dist 24V FJB 2 D
F73	Fuse Box RJB	563283	Engine ECU Volvo	20 amp	5.1 Dist RJB 2 B
F90	Fuse Box RJB	563282	Urea system	20 amp	5.1 Dist RJB 1 A
F91	Fuse Box RJB	563282	Engine ECU Volvo	20 amp	5.1 Dist RJB 2 A
F95	Fuse Box FJB	563280	Trans Alisson & Volvo link	5 amp	4.2 Dist 24V FJB 2 C
F96	Fuse Box RJB	563282	Urea system	20 amp	5.1 Dist RJB 1 C
F99	Fuse Box RJB	563165	Engine ECU Volvo	30 amp	5.1 Dist RJB 1 A
F100	Fuse Box RJB	563283	Engine ECU Volvo	10 amp	5.1 Dist RJB 2 A
F101	Fuse Box RJB	564520	Power for Master relay	300 Amp	3.1 Main Disti 3 A
F105	Fuse Box RJB	563282	Spares VECR	20 amp	5.1 Dist RJB 2 A
F106	Fuse Box RJB	563153	Multiplex power	30 amp	5.1 Dist RJB 1 A
F107	Fuse Box RJB	563153	Multiplex power	30 amp	5.1 Dist RJB 2 B
F108	Fuse Box RJB	563280	Networks	5 amp	5.1 Dist RJB 1 B
F109	Fuse Box RJB	563280	Engine & RJB cmpt. lights	5 amp	5.1 Dist RJB 2 B
F110	Fuse Box RJB	563283	Transmission Alisson	10 amp	5.1 Dist RJB 1 B
F112	Fuse Box RJB	563165	Spares VECR	30 amp	5.1 Dist RJB 1 B
F113	Fuse Box RJB	563283	Spares VECR	10 amp	5.1 Dist RJB 2 B

## Fuses list

Fuse ID	Location	Part No	Function	Rating	Page
F114	Fuse Box RJB	563284	Trailer interface	15 amp	5.1 Dist RJB 1 B
F115	Fuse Box RJB	563283	Spares VECR	20 amp	5.1 Dist RJB 2 B
F116	Fuse Box RJB	563284	Spares VECR	15 amp	5.1 Dist RJB 1 B
F118	Fuse Box RJB	563284	Spares VECR	15 amp	5.1 Dist RJB 1 B
F120	Fuse Box RJB	563284	Spares VECR	15 amp	5.1 Dist RJB 1 B
F121	Fuse Box RJB	563284	Power for customer	15 amp	5.1 Dist RJB 2 B
F122	Fuse Box RJB	563283	Spares VECR	10 amp	5.1 Dist RJB 2 C
F123	Fuse Box RJB	563153	Pre-heat	25 amp	5.1 Dist RJB 1 C
F124	Fuse Box RJB	563153	Pre-heat	25 amp	5.1 Dist RJB 2 C
F126	Fuse Box RJB	563280	Engine ECU &HVAC	5 amp	5.1 Dist RJB 2 C
F127	Fuse Box RJB	563284	Pre-heat	15 amp	5.1 Dist RJB 1 C
F129	Fuse Box RJB	563284	Spares VECR	15 amp	5.1 Dist RJB 1 C
F130	Fuse Box RJB	563284	Spares VECR	15 amp	5.1 Dist RJB 2 C
F131	Fuse Box RJB	563280	Power for customer	5 amp	5.1 Dist RJB 1 C
F132	Fuse Box RJB	563280	Multiplex power	5 amp	5.1 Dist RJB 1 C
F133	Fuse Box RJB	563165	Multiplex power	30 amp	5.1 Dist RJB 2 D
F134	Fuse Box RJB	563165	Multiplex power	30 amp	5.1 Dist RJB 1 D
F135	Fuse Box RJB	563165	Multiplex power	30 amp	5.1 Dist RJB 2 D
F136	Fuse Box RJB	563165	Multiplex power	30 amp	5.1 Dist RJB 1 D
F137	Fuse Box RJB	563280	Equalizer	5 amp	5.1 Dist RJB 2 D
F138	Fuse Box RJB	563280	Reading lamps & chime	5 amp	5.1 Dist RJB 1 D
F139	Fuse Box RJB	563283	Alternators	10 amp	5.1 Dist RJB 2 D
F140	Fuse Box RJB	563283	Spares VECR	10 amp	5.1 Dist RJB 1 D
F141	Fuse Box RJB	563284	Full A/C	15 amp	5.1 Dist RJB 2 D
F142	Fuse Box RJB	563284	Spares VECR	15 amp	5.1 Dist RJB 1 D
F143	Fuse Box RJB	563284	Spares VECR	15 amp	5.1 Dist RJB 2 D
F144	Fuse Box RJB	563284	Spares VECR	15 amp	5.1 Dist RJB 1 D
F145	Fuse Box RJB	563284	Spares VECR	15 amp	5.1 Dist RJB 2 D
F146	Fuse Box RJB	563283	Spares VECR	10 amp	5.1 Dist RJB 1 D
F147	Fuse Box RJB	563284	Power for customer	15 amp	5.1 Dist RJB 2 D



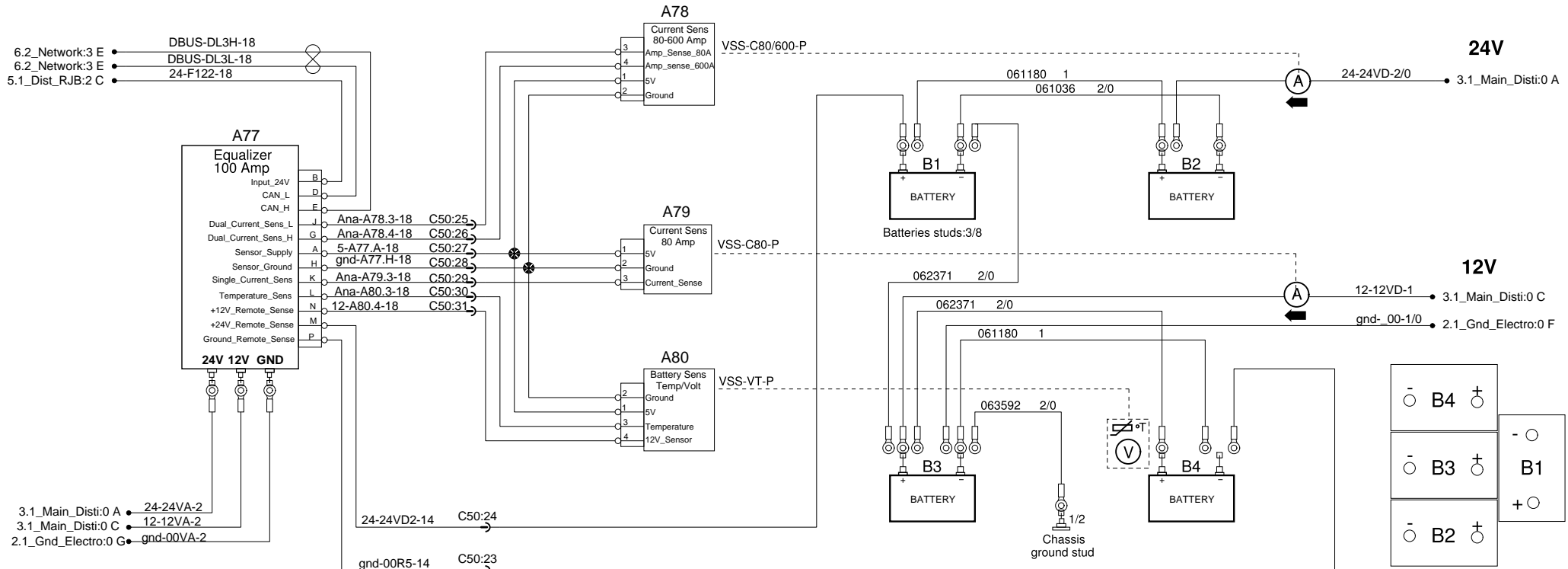
## Fuses list

Fuse ID	Location	Part No	Function	Rating	Page
F148	Fuse Box RJB	563165	VSS	30 amp	5.1 Dist RJB 2 E
F149	Fuse Box RJB	563284	Spares VECR	15 amp	5.1 Dist RJB 1 E
F150	Fuse Box RJB	563283	Spares VECR	10 amp	5.1 Dist RJB 2 E
F151	Fuse Box RJB	563284	Spares VECR	15 amp	5.1 Dist RJB 1 E
F152	Fuse Box RJB	563283	Spares VECR	10 amp	5.1 Dist RJB 2 E
F199	RJB	564520	Fans electric drive	300 amp	13.1 FanDriveElectric 1 B
F209	RJB	564174	Engine pre-heater power	150 amp	14.1 Engine Ecu 3 E
F302	VECT	563282	VEC Trailer	20 amp	26.4 Trailer 2 B
F303	VECT	563282	VEC Trailer	20 amp	26.4 Trailer 2 D
F304	VECT	563282	VEC Trailer	20 amp	26.4 Trailer 2 E

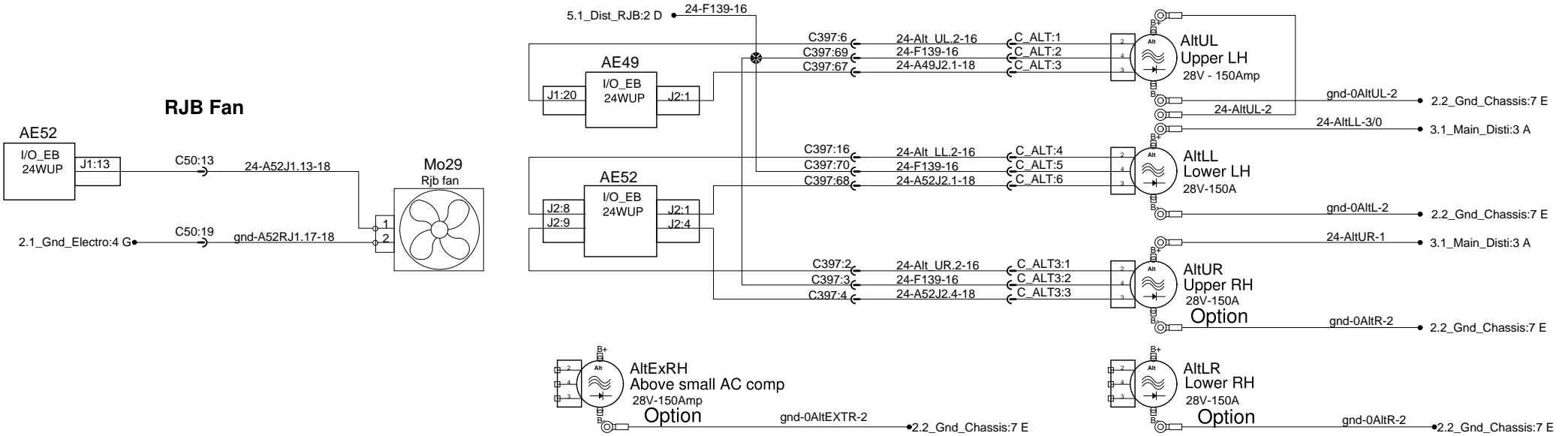




# Batteries and alternators



# Alternators



**\*\*Ground distribution:\*\***

0-Electric gnd  
00- Electronic Gnd

A-Dash - Lh console harness  
F-Front junction box harness  
FH-Front harness  
R-Rear junction box harness  
FR-Front to rear

# Electronic ground distribution

## Dash harness

## Lh console harness

## Front harness

## FJB harness

## FJB Electronic GND

## RJB harness

## RJB Electronic GND

## Dash JB

## FJB

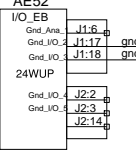
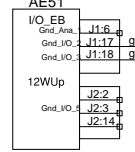
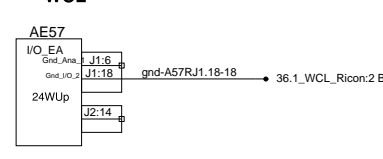
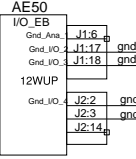
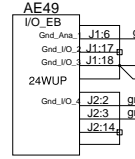
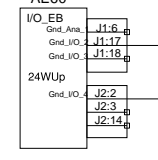
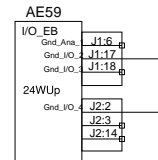
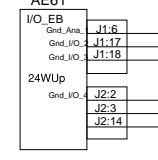
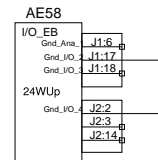
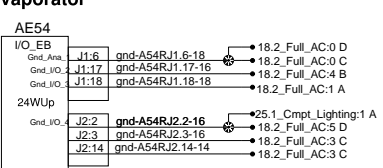
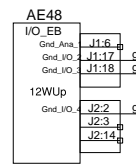
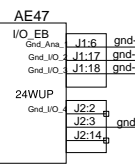
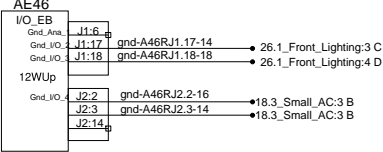
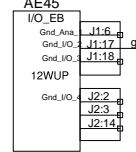
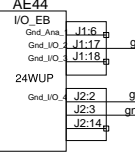
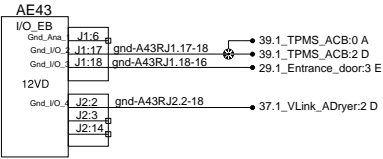
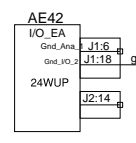
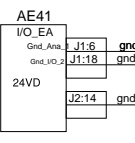
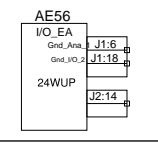
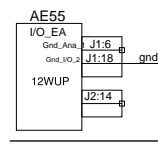


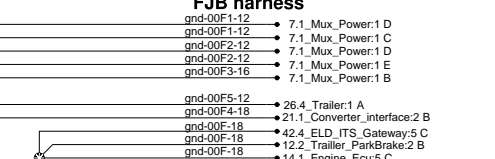
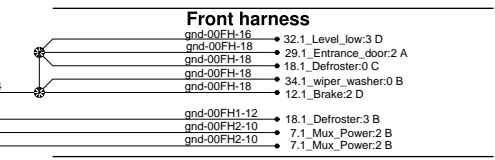
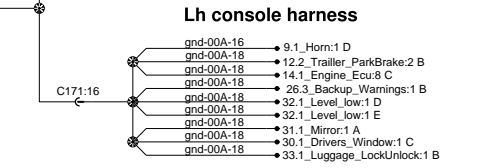
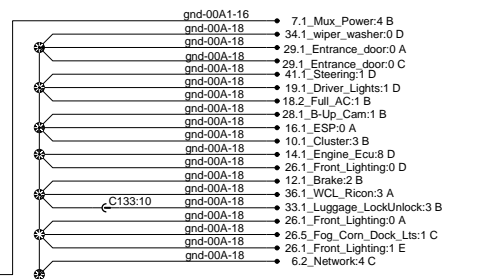
## RH console JB

## Slide out

## RJB

## Evaporator

## WCL



**\*\*Ground distribution:\*\***

0-Electric gnd  
00- Electronic Gnd

A-Dash - Lh console harness  
F-Front junction box harness  
FH-Front harness  
R-Rear junction box harness  
FR-Front to rear

**Dash harness**

- gnd-00A1-16 • 7.1\_Mux\_Power:4 B
- gnd-00A-18 • 29.1\_Entrance\_door:0 A
- gnd-00A-18 • 34.1\_wiper\_washer:0 D
- gnd-00A-18 • 29.1\_Entrance\_door:0 C
- gnd-00A-18 • 41.1\_Steering:1 D
- gnd-00A-18 • 19.1\_Driver\_Lights:1 E
- gnd-00A-18 • 18.2\_Full\_AC:1 B
- gnd-00A-18 • 28.1\_B-Up\_Cam:1 B
- gnd-00A-18 • 16.1\_ESP:0 A
- gnd-00A-18 • 10.1\_Cluster:3 B
- gnd-00A-18 • 14.1\_Engine\_Ecu:8 D
- gnd-00A-18 • 26.1\_Front\_Lighting:0 D
- gnd-00A-18 • 12.1\_Brake:2 B
- gnd-00A-18 • 36.1\_WCL\_Ricon:3 A
- gnd-00A-18 • 26.1\_Front\_Lighting:0 A
- gnd-00A-18 • 26.5\_Fog\_Corn\_Dock\_Lts:1 C
- gnd-00A-18 • 26.1\_Front\_Lighting:1 E
- gnd-00A-18 • 19.1\_Driver\_Lights:1 C
- gnd-00A-18 • 6.2\_Network:4 C

**Lh console harness**

- gnd-00A-16 • 9.1\_Horn:1 D
- gnd-00A-18 • 12.2\_Traillier\_ParkBrake:2 B
- gnd-00A-18 • 14.1\_Engine\_Ecu:8 C
- gnd-00A-18 • 26.3\_Backup\_Warnings:1 B
- gnd-00A-18 • 32.1\_Level\_low:1 D
- gnd-00A-18 • 32.1\_Level\_low:1 E
- gnd-00A-18 • 31.1\_Mirror:1 A
- gnd-00A-18 • 30.1\_Drivers\_Window:1 C
- gnd-00A-18 • 33.1\_Luggage\_LockUnlock:1 B

**Front harness**

- gnd-00FH-16 • 32.1\_Level\_low:3 D
- gnd-00FH-18 • 29.1\_Entrance\_door:2 A
- gnd-00FH-18 • 18.1\_Defroster:0 C
- gnd-00FH-18 • 34.1\_wiper\_washer:0 B
- gnd-00FH-18 • 12.1\_Brake:2 D
- gnd-00FH1-12 • 18.1\_Defroster:3 B
- gnd-00FH2-10 • 7.1\_Mux\_Power:2 B
- gnd-00FH2-10 • 7.1\_Mux\_Power:2 B

**FJB harness**

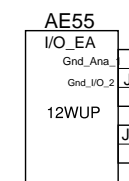
- gnd-00F1-12 • 7.1\_Mux\_Power:1 D
- gnd-00F1-12 • 7.1\_Mux\_Power:1 C
- gnd-00F2-12 • 7.1\_Mux\_Power:1 D
- gnd-00F2-12 • 7.1\_Mux\_Power:1 E
- gnd-00F3-16 • 7.1\_Mux\_Power:1 B
- gnd-00F5-12 • 26.4\_Trailer:1 A
- gnd-00F4-18 • 21.1\_Converter\_interface:2 B
- gnd-00F-18 • 42.4\_ELD\_ITS\_Gateway:5 C
- gnd-00F-18 • 12.2\_Traillier\_ParkBrake:2 B
- gnd-00F-18 • 14.1\_Engine\_Ecu:5 C
- gnd-00F-14 • 16.1\_ESP:2 B
- gnd-00F-18 • 30.2\_Outlet\_12v:1 B
- gnd-00F-16 • 4.1\_Dist\_12V\_FJB:2 C
- gnd-00F-18 • 9.1\_Horn:3 B
- gnd-00F-18 • 37.2\_SteeringCtrl:2 B
- gnd-00F-18 • 38.1\_Fire\_Supp:0 C
- gnd-00F-18 • 38.1\_Fire\_Supp:2 D
- gnd-00F-18 • 34.1\_wiper\_washer:4 A
- gnd-00F-18 • 4.1\_Dist\_12V\_FJB:4 A
- gnd-00F-18 • 9.1\_Horn:1 A

**RJB harness**

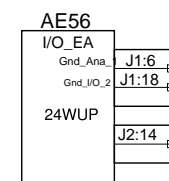
- gnd-00R1-18 • 3.2\_Ign\_Start:1 C
- gnd-00R1-18 • 33.2\_Luggage\_door\_switch:2 A
- gnd-00R1-18 • 3.1\_Main\_Disti:1 A
- gnd-00R1-18 • 6.2\_Network:0 B
- gnd-00R1-14 • 15.1\_Trans\_Allison:0 A
- gnd-00R1-18 • 27.1\_Window\_Ajar:0 D
- gnd-00R1-18 • 38.1\_Fire\_Supp:2 C
- gnd-00R1-18 • 12.1\_Brake:2 C
- gnd-00R2-12 • 7.1\_Mux\_Power:2 C
- gnd-00R3-12 • 7.1\_Mux\_Power:4 C
- gnd-00R3-12 • 7.1\_Mux\_Power:4 D
- gnd-00R4-12 • 7.1\_Mux\_Power:4 D
- gnd-00R4-12 • 7.1\_Mux\_Power:4 B
- gnd-00R5-14 • 14.2\_Urea:1 B
- gnd-00R5-12 • 14.1\_Engine\_Ecu:3 C
- gnd-00R5-18 • 26.4\_Trailer:2 E
- gnd-00R6-8 • 7.1\_Mux\_Power:2 C

- gnd-00VA-2 • 1.1\_batteries:0 C
- gnd-00-1/0 • 1.1\_batteries:3 C

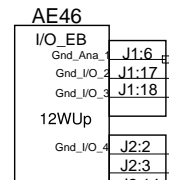
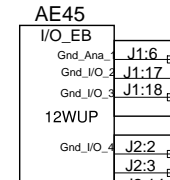
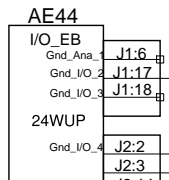
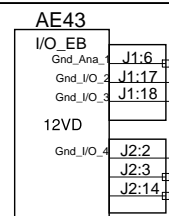
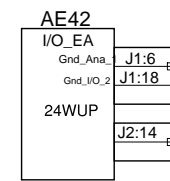
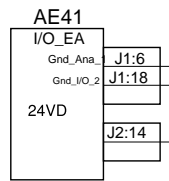
**Electronic ground distribution**



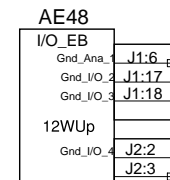
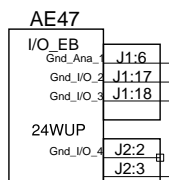
**Dash JB**



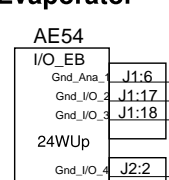
**FJB**



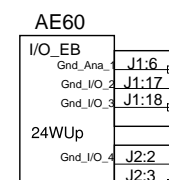
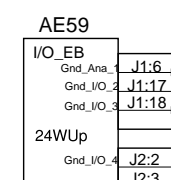
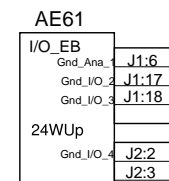
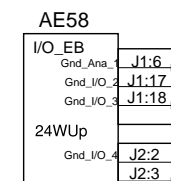
**RH console JB**



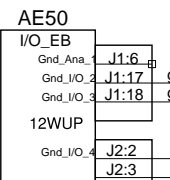
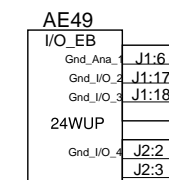
**Evaporator**



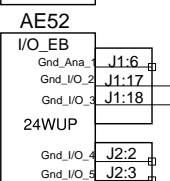
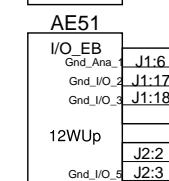
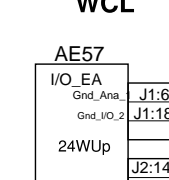
**Slide out**



**RJB**



**WCL**



**FJB Electronic GND**

**RJB Electronic GND**

**\*\*Ground distribution:\*\***

- 0-Electric gnd
- 00- Electronic Gnd
- A-Dash - Lh console harness
- F-Front junction box harness
- FH-Front harness
- R-Rear junction box harness
- FR-Front to rear

**Dash harness**

- gnd-00A1-16 • 7.1\_Mux\_Power:4 B
- gnd-00A-18 • 29.1\_Entrance\_door:0 A
- gnd-00A-18 • 34.1\_wiper\_washer:0 D
- gnd-00A-18 • 29.1\_Entrance\_door:0 C
- gnd-00A-18 • 41.1\_Steering:1 D
- gnd-00A-18 • 19.1\_Driver\_Lights:1 E
- gnd-00A-18 • 18.2\_Full\_AC:1 B
- gnd-00A-18 • 28.1\_B-Up\_Cam:1 B
- gnd-00A-18 • 16.1\_ESP:0 A
- gnd-00A-18 • 10.1\_Cluster:3 B
- gnd-00A-18 • 14.1\_Engine\_Ecu:8 D
- gnd-00A-18 • 26.1\_Front\_Lighting:0 D
- gnd-00A-18 • 12.1\_Brake:2 B
- gnd-00A-18 • 36.1\_WCL\_Ricon:3 A
- gnd-00A-18 • 26.1\_Front\_Lighting:0 A
- gnd-00A-18 • 26.5\_Fog\_Corn\_Dock\_Lts:1 C
- gnd-00A-18 • 26.1\_Front\_Lighting:1 E
- gnd-00A-18 • 19.1\_Driver\_Lights:1 C
- gnd-00A-18 • 6.2\_Network:4 C

**Lh console harness**

- gnd-00A-16 • 9.1\_Horn:1 D
- gnd-00A-18 • 12.2\_Trailler\_ParkBrake:2 B
- gnd-00A-18 • 14.1\_Engine\_Ecu:8 C
- gnd-00A-18 • 26.3\_Backup\_Warnings:1 B
- gnd-00A-18 • 32.1\_Level\_low:1 D
- gnd-00A-18 • 32.1\_Level\_low:1 E
- gnd-00A-18 • 31.1\_Mirror:1 A
- gnd-00A-18 • 30.1\_Drivers\_Window:1 C
- gnd-00A-18 • 33.1\_Luggage\_LockUnlock:1 B
- gnd-00FH-16 • 32.1\_Level\_low:3 D
- gnd-00FH-18 • 29.1\_Entrance\_door:2 A
- gnd-00FH-18 • 18.1\_Defroster:0 C
- gnd-00FH-18 • 34.1\_wiper\_washer:0 B
- gnd-00FH-18 • 12.1\_Brake:2 D
- gnd-00FH1-12 • 18.1\_Defroster:3 B
- gnd-00FH2-10 • 7.1\_Mux\_Power:2 B
- gnd-00FH2-10 • 7.1\_Mux\_Power:2 B

**Front harness**

- gnd-00FH-16 • 32.1\_Level\_low:3 D
- gnd-00FH-18 • 29.1\_Entrance\_door:2 A
- gnd-00FH-18 • 18.1\_Defroster:0 C
- gnd-00FH-18 • 34.1\_wiper\_washer:0 B
- gnd-00FH-18 • 12.1\_Brake:2 D
- gnd-00FH1-12 • 18.1\_Defroster:3 B
- gnd-00FH2-10 • 7.1\_Mux\_Power:2 B
- gnd-00FH2-10 • 7.1\_Mux\_Power:2 B

**FJB harness**


- gnd-00F1-12 • 7.1\_Mux\_Power:1 D
- gnd-00F1-12 • 7.1\_Mux\_Power:1 C
- gnd-00F2-12 • 7.1\_Mux\_Power:1 D
- gnd-00F2-12 • 7.1\_Mux\_Power:1 E
- gnd-00F3-16 • 7.1\_Mux\_Power:1 B
- gnd-00F5-12 • 26.4\_Trailer:1 A
- gnd-00F4-18 • 21.1\_Converter\_interface:2 B
- gnd-00F-18 • 42.4\_ELD ITS\_Gateway:5 C
- gnd-00F-18 • 12.2\_Trailler\_ParkBrake:2 B
- gnd-00F-18 • 14.1\_Engine\_Ecu:5 C
- gnd-00F-14 • 16.1\_ESP:2 B
- gnd-00F-18 • 30.2\_Outlet\_12v:1 B
- gnd-00F-16 • 4.1\_Dist\_12V\_FJB:2 C
- gnd-00F-18 • 9.1\_Horn:3 B
- gnd-00F-18 • 37.2\_SteeringCtrl:2 B
- gnd-00F-18 • 38.1\_Fire\_Supp:0 C
- gnd-00F-18 • 38.1\_Fire\_Supp:2 D
- gnd-00F-18 • 34.1\_wiper\_washer:4 A
- gnd-00F-18 • 4.1\_Dist\_12V\_FJB:4 A
- gnd-00F-18 • 9.1\_Horn:1 A

**RJB harness**

- gnd-00R1-18 • 3.2\_Ign\_Start:1 C
- gnd-00R1-18 • 33.2\_Luggage\_door\_switch:2 A
- gnd-00R1-18 • 3.1\_Main\_Disti:2 A
- gnd-00R1-18 • 6.2\_Network:0 B
- gnd-00R1-14 • 15.1\_Trans\_Allison:0 A
- gnd-00R1-18 • 27.1\_Window\_Ajar:0 D
- gnd-00R1-16 • 38.1\_Fire\_Supp:2 C
- gnd-00R1-18 • 12.1\_Brake:2 C
- gnd-00R1-18 • 14.1\_Engine\_Ecu:3 A
- gnd-00R2-12 • 7.1\_Mux\_Power:2 C
- gnd-00R3-12 • 7.1\_Mux\_Power:4 C
- gnd-00R4-12 • 7.1\_Mux\_Power:4 D
- gnd-00R4-12 • 7.1\_Mux\_Power:4 D
- gnd-00R4-16 • 7.1\_Mux\_Power:4 B
- gnd-00R5-14 • 14.2\_Urea:1 B
- gnd-00R5-12 • 14.1\_Engine\_Ecu:3 C
- gnd-00R5-18 • 26.4\_Trailer:2 E
- gnd-00R6-8 • 7.1\_Mux\_Power:2 C
- gnd-00R1-10 • 3.2\_Ign\_Start:1 C
- gnd-00R2-12 • 7.1\_Mux\_Power:2 C
- gnd-00R3-12 • 7.1\_Mux\_Power:4 C
- gnd-00R4-12 • 7.1\_Mux\_Power:4 D
- gnd-00R4-16 • 7.1\_Mux\_Power:4 B
- gnd-00R5-14 • 14.2\_Urea:1 B
- gnd-00R5-12 • 14.1\_Engine\_Ecu:3 C
- gnd-00R5-18 • 26.4\_Trailer:2 E
- gnd-00R6-8 • 7.1\_Mux\_Power:2 C

- gnd-00VA-2 • 1.1\_batteries:0 C
- gnd-00-1/0 • 1.1\_batteries:3 C

**Electronic ground distribution**

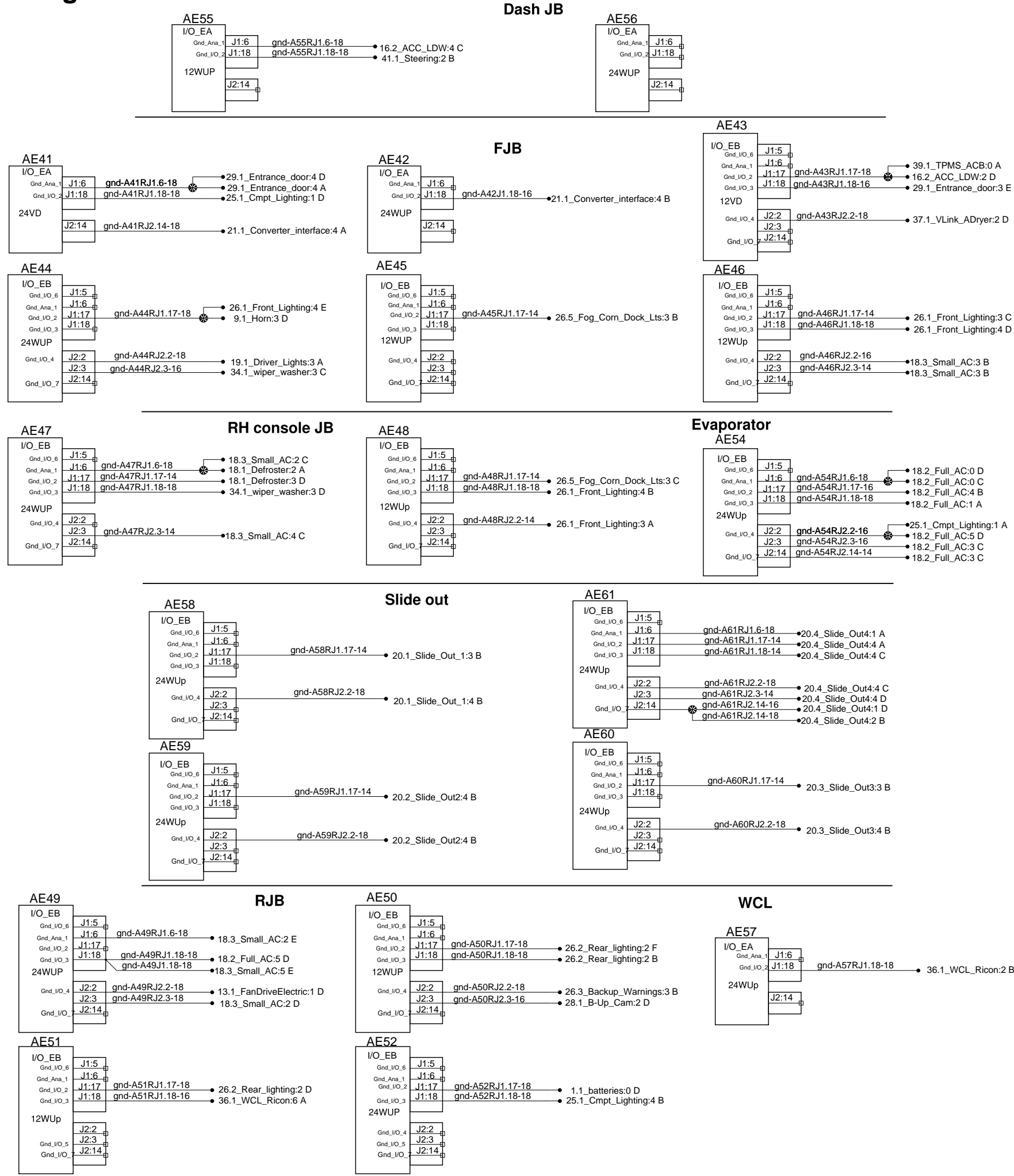
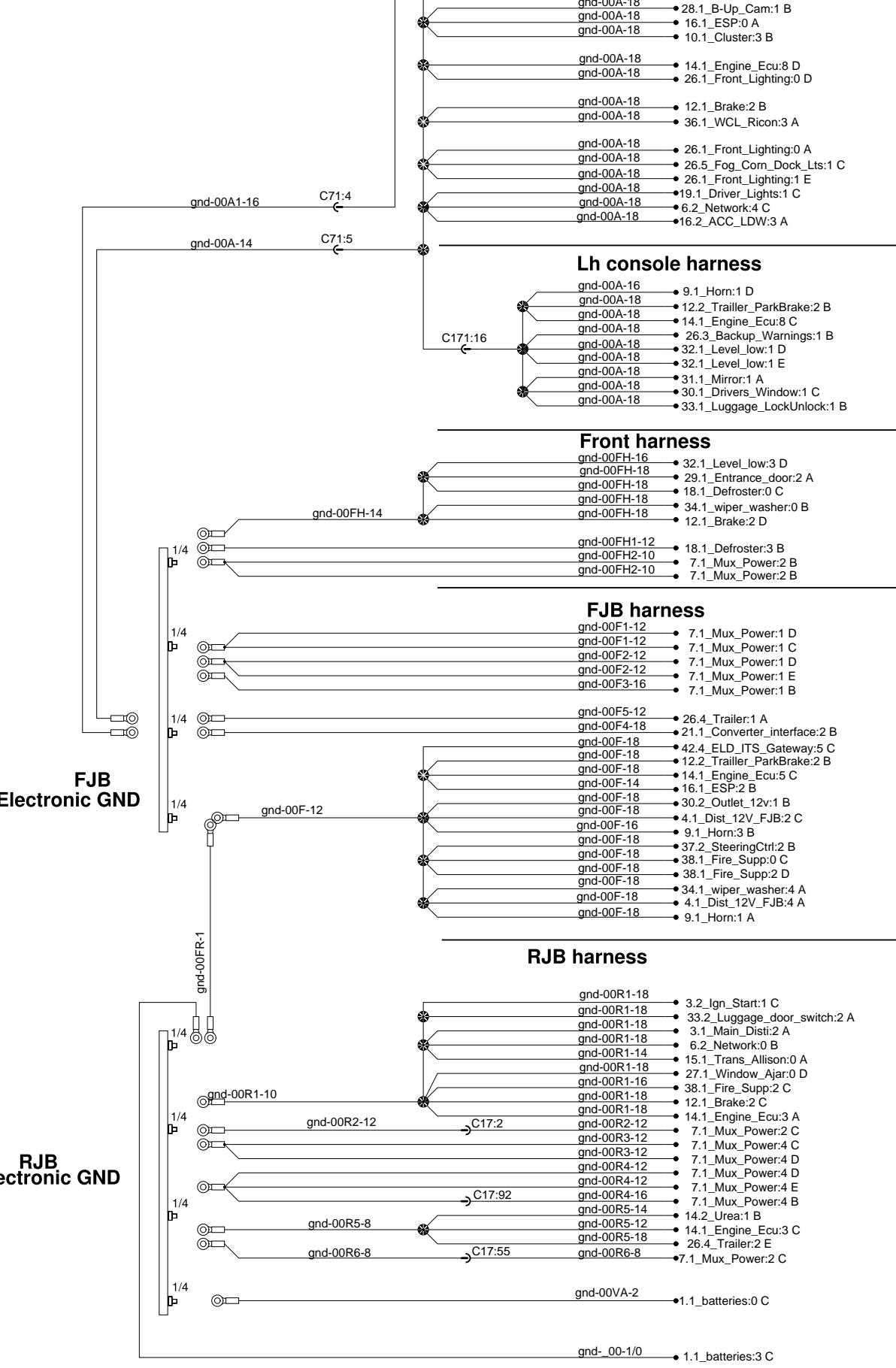


# Electronic ground distribution

**\*\*Ground distribution:\*\***

0-Electric gnd  
00- Electronic Gnd

A-Dash - Lh console harness  
F-Front junction box harness  
FH-Front harness  
R-Rear junction box harness  
FR-Front to rear



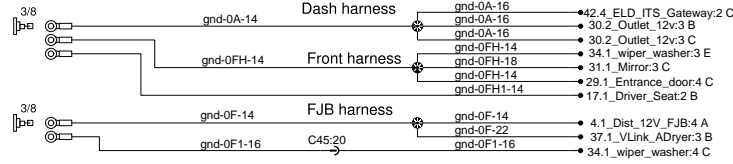


**\*\*Ground distribution:\*\***

- 0- Electric gnd
- 00- Electronic Gnd
- A-Dash - Lh console harness
- F-Front junction box harness
- FH-Front harness
- FCH-Front clearance harness
- R-Rear junction box harness
- FR-Front to rear
- SO-Slide out

# Chassis ground distribution


### Front GND stud




### Slide out cmpt. stud



### Evaporator cmpt. stud




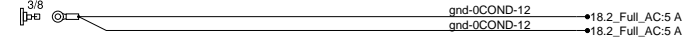
### Urea cmpt. stud




### Upper LH drive axle




### Condensor cmpt. stud




### RJB stud



### Front radiator stud



### Rear radiator stud



### Rad door stud

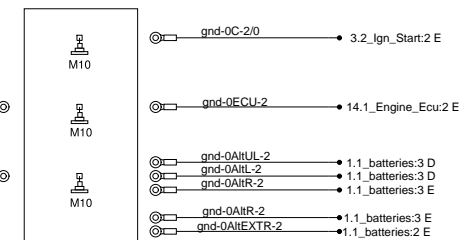
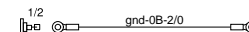
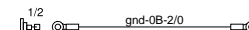


### Trailer stud

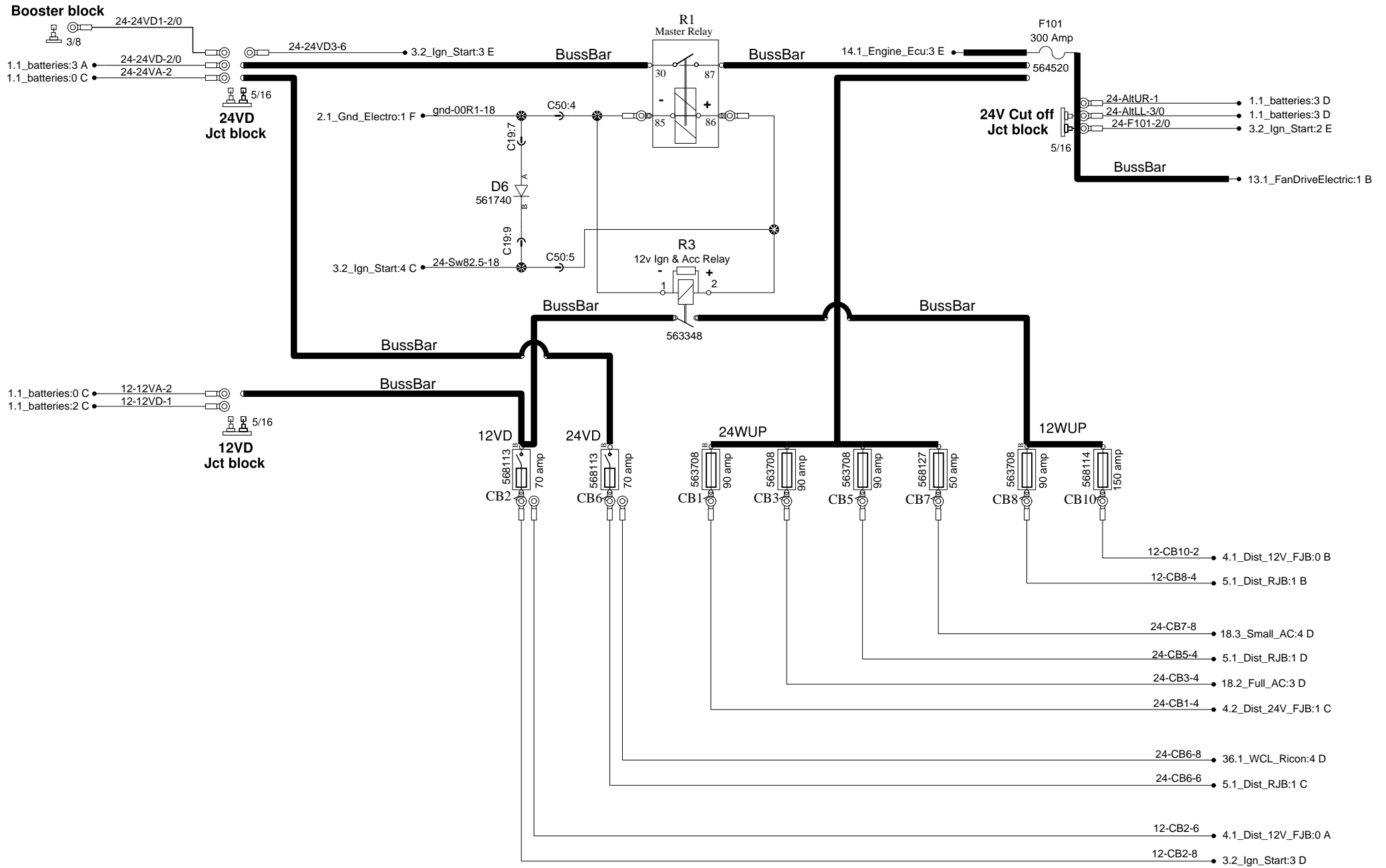


### Engine studs

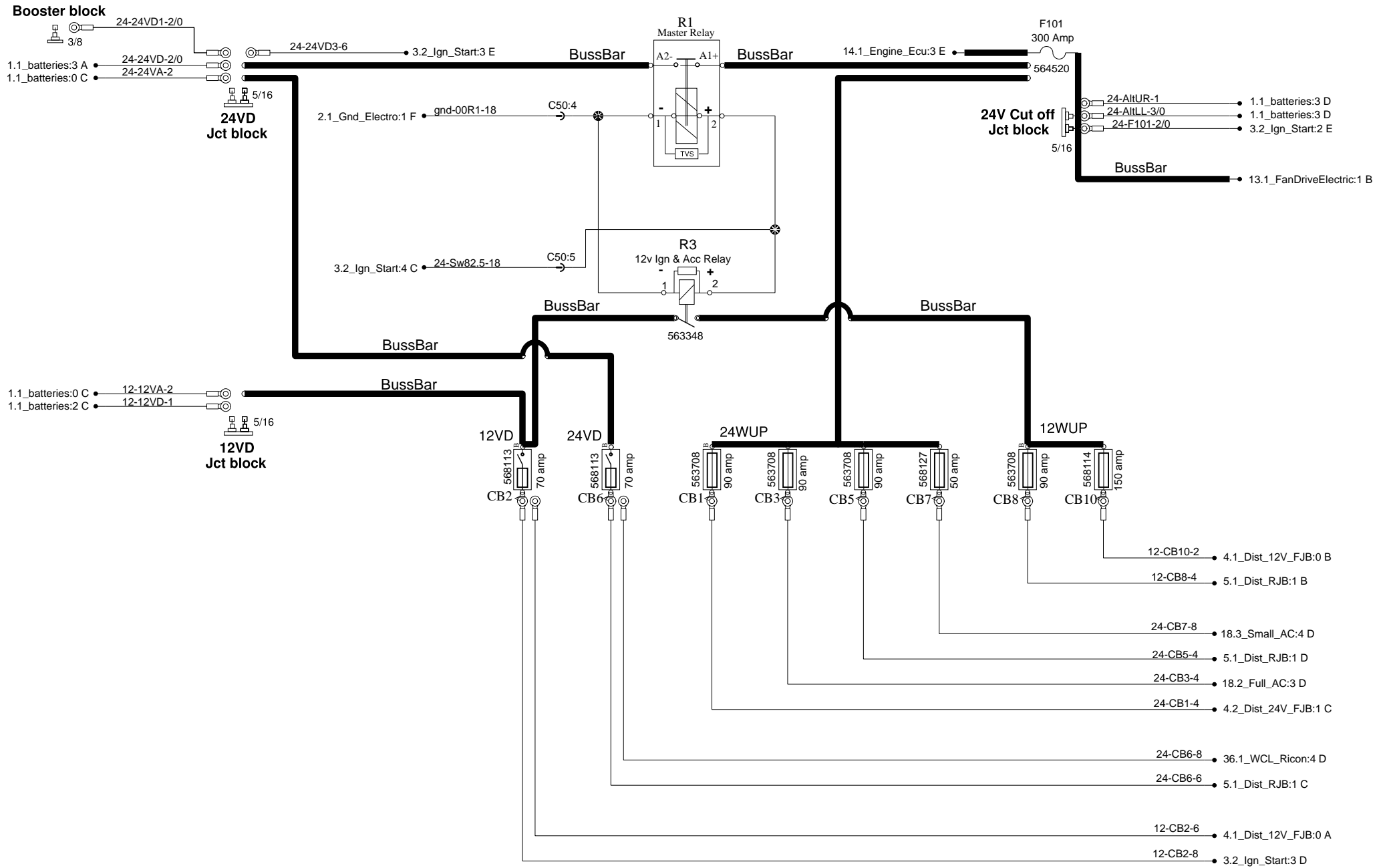
#### Engine cmpt. studs



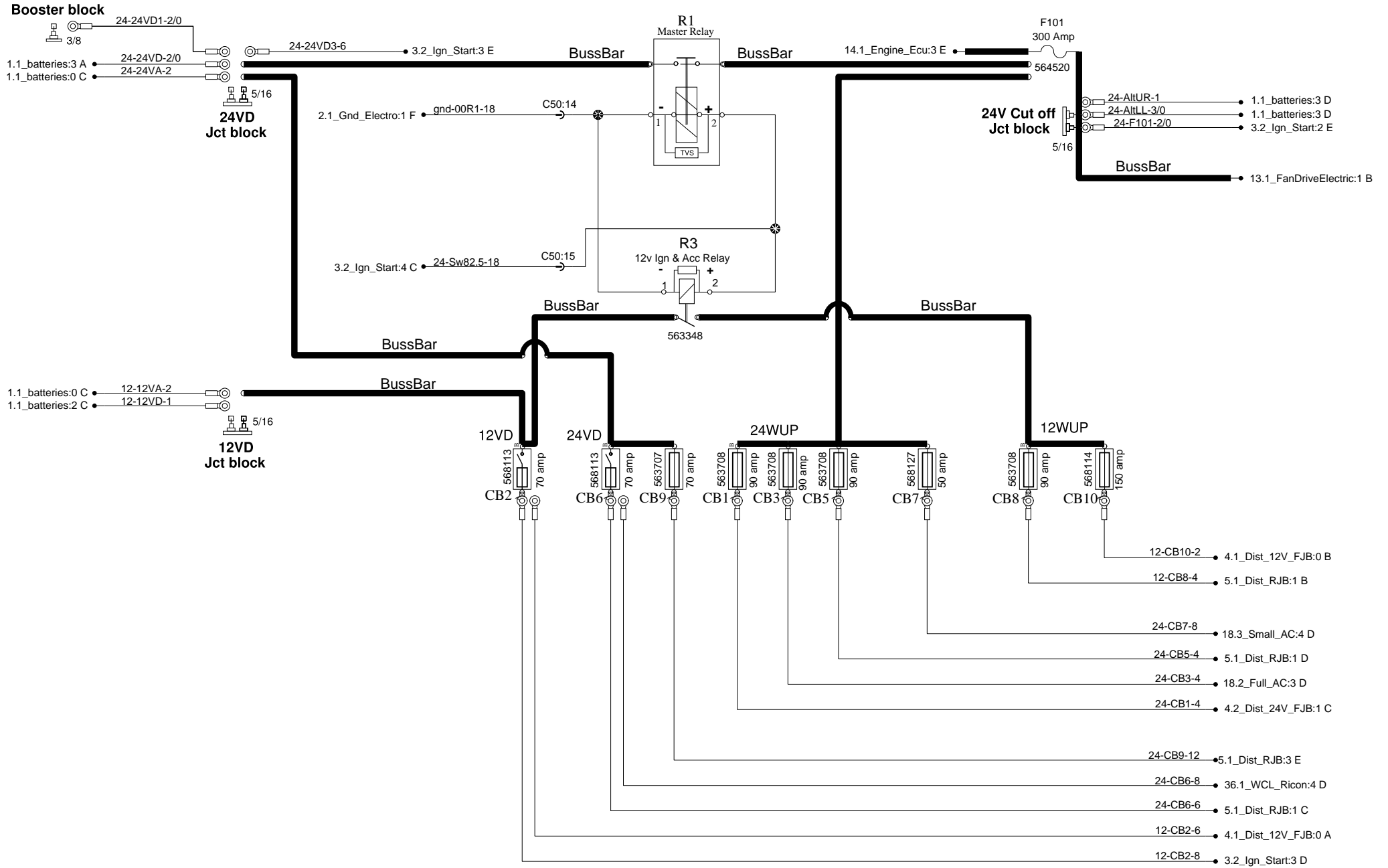
# Main distribution batteries & ignition



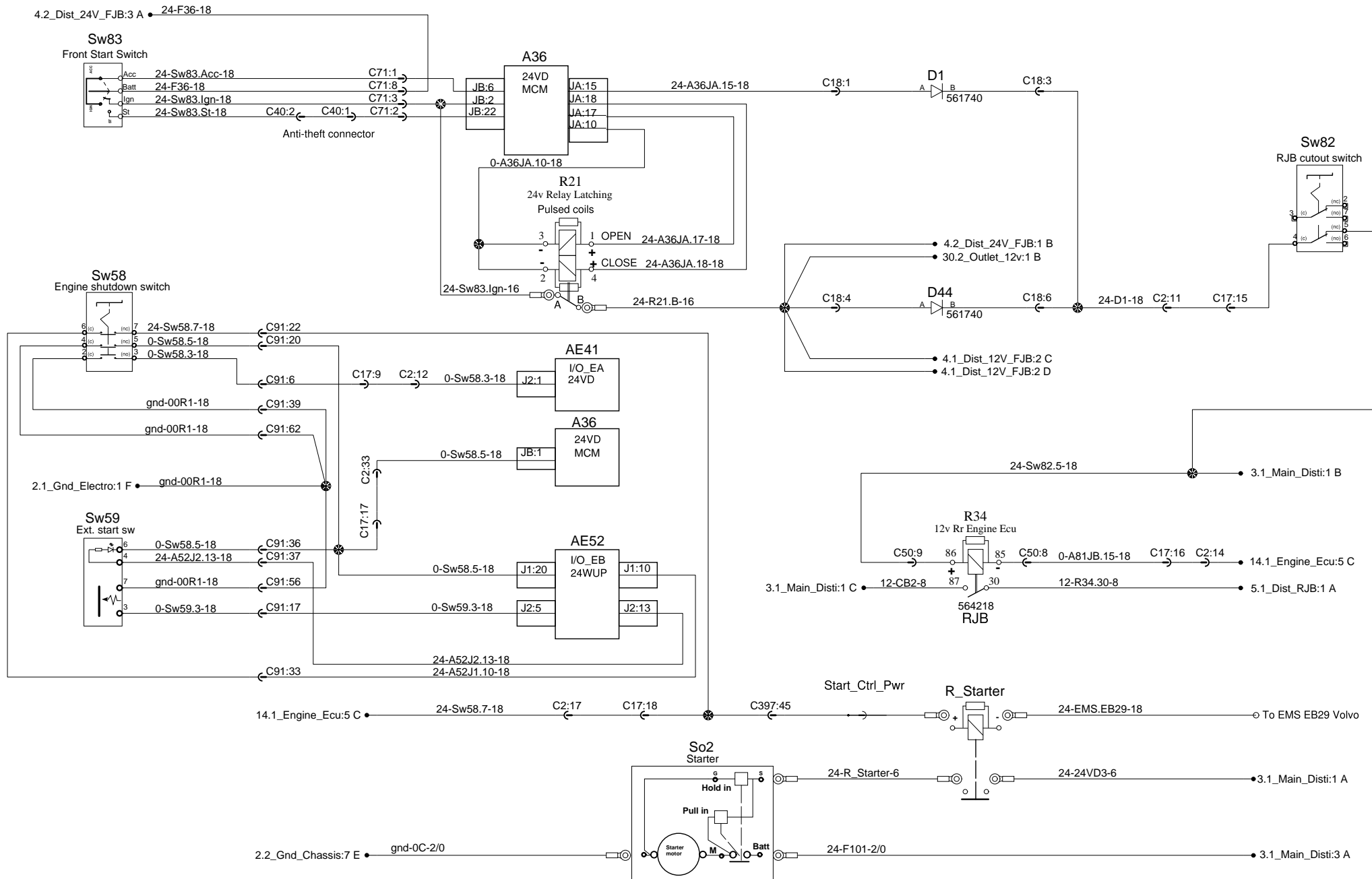
# Main distribution batteries & ignition



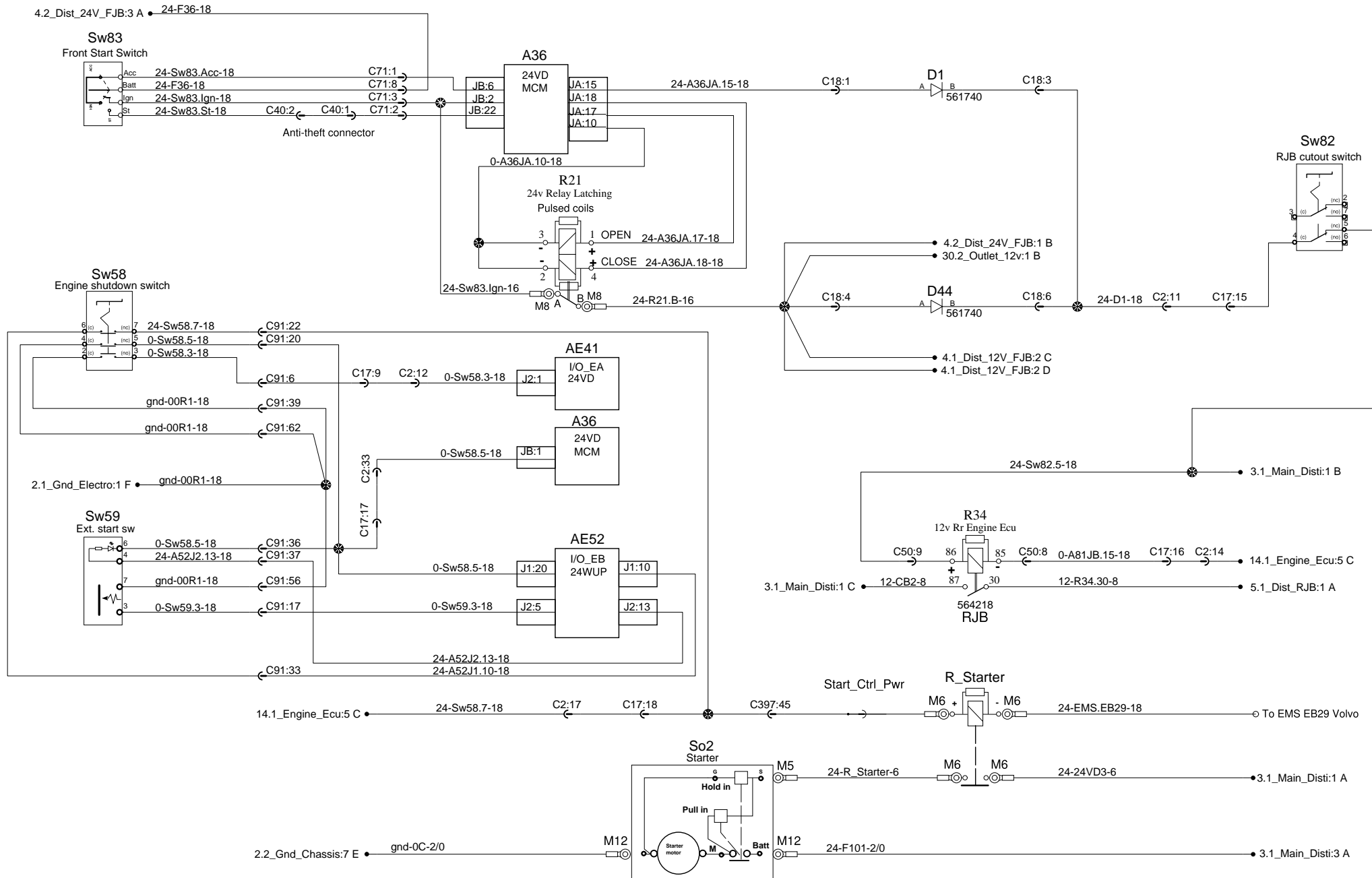
# Main distribution batteries & ignition



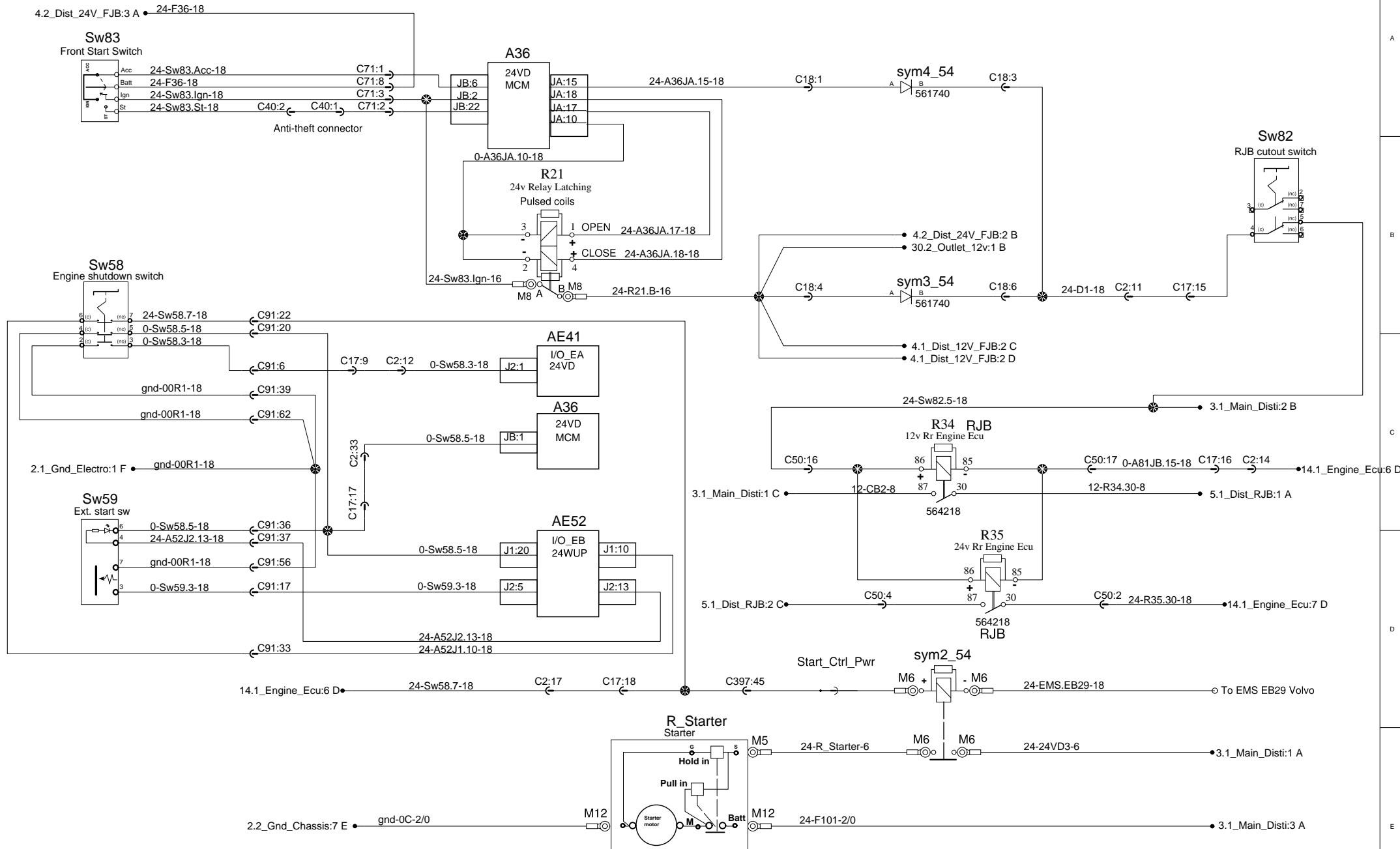
# Ignition and engine start



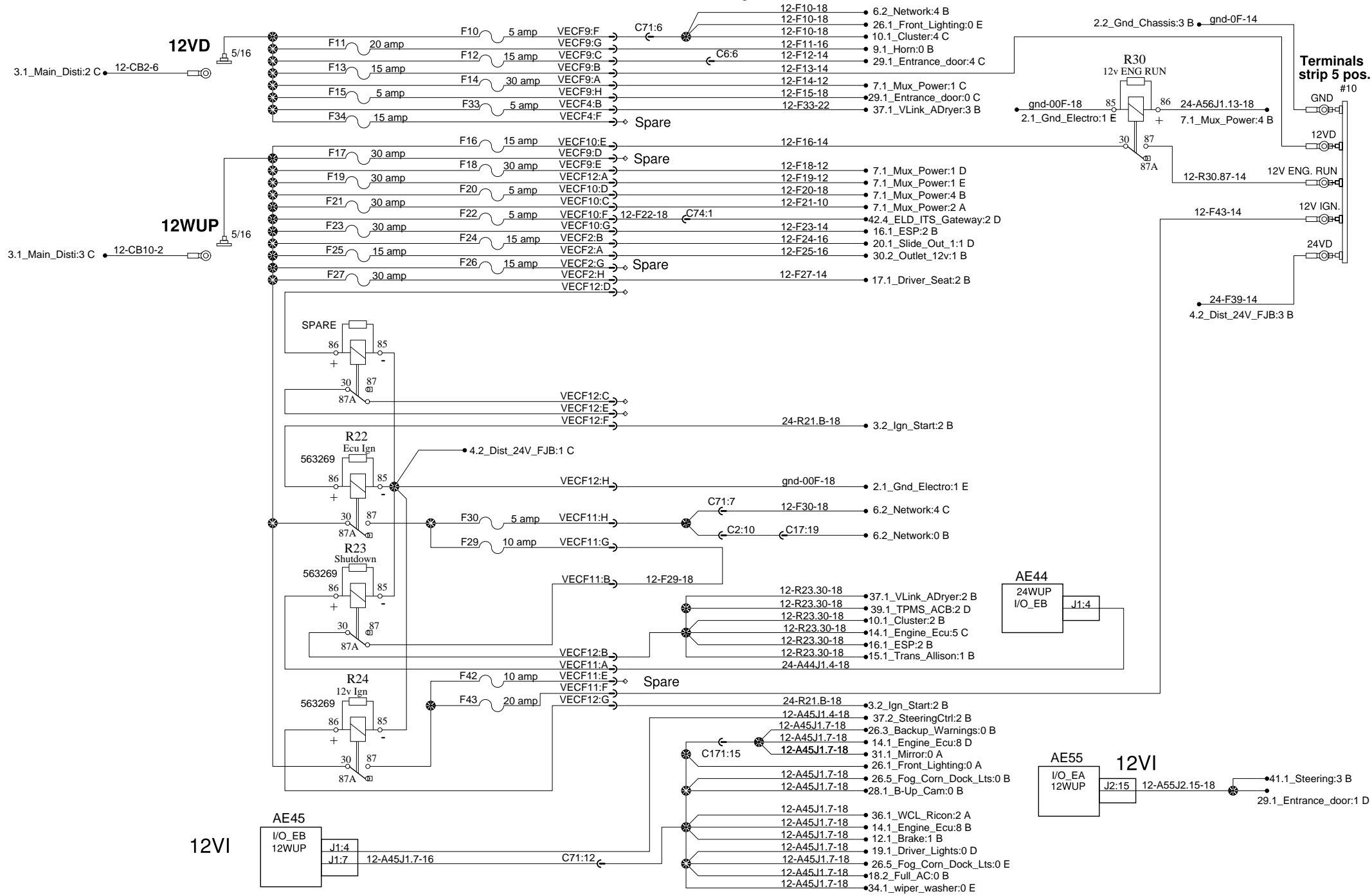
# Ignition and engine start



# Ignition and engine start

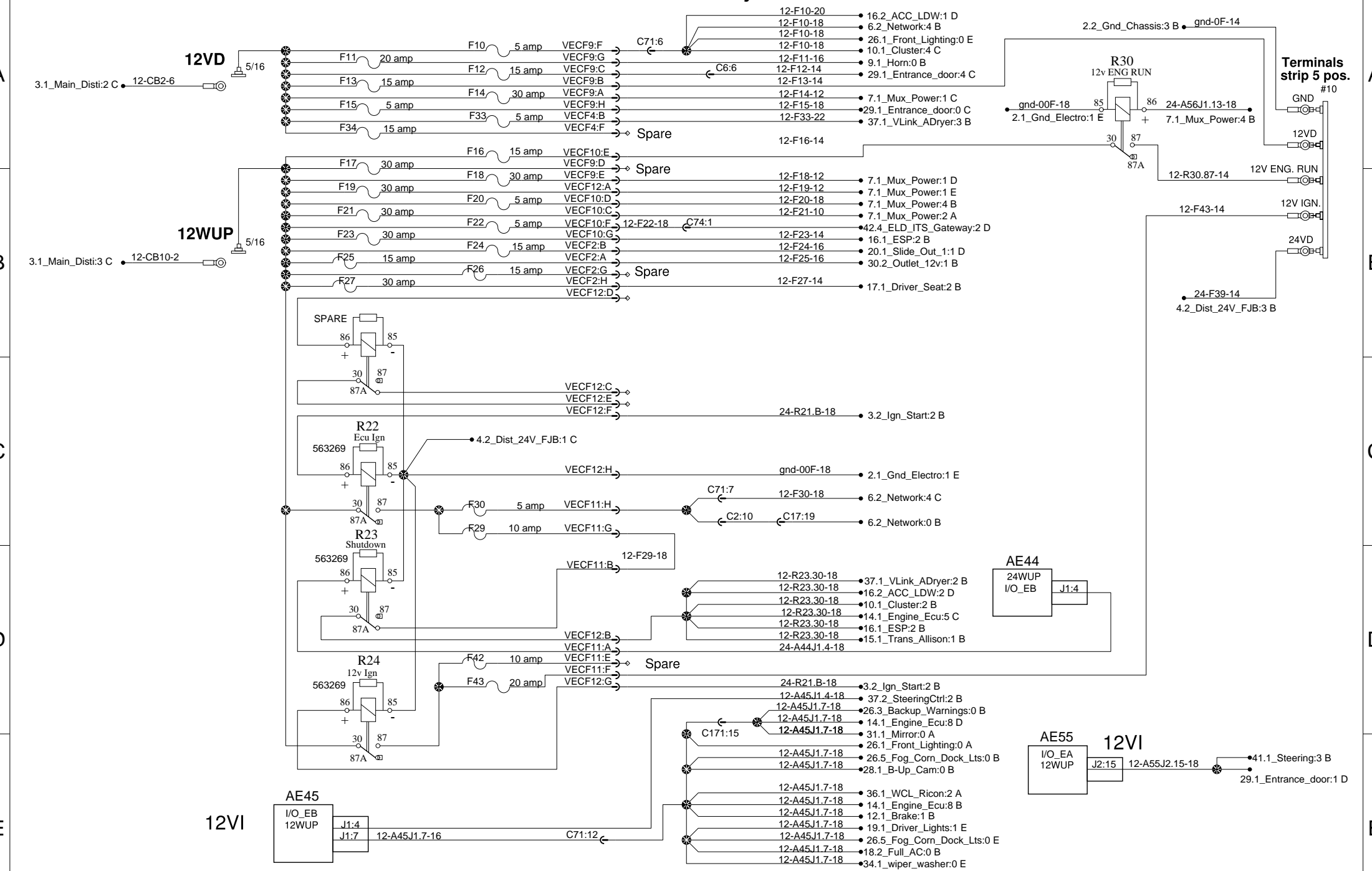


# 12V Power distribution front junction box

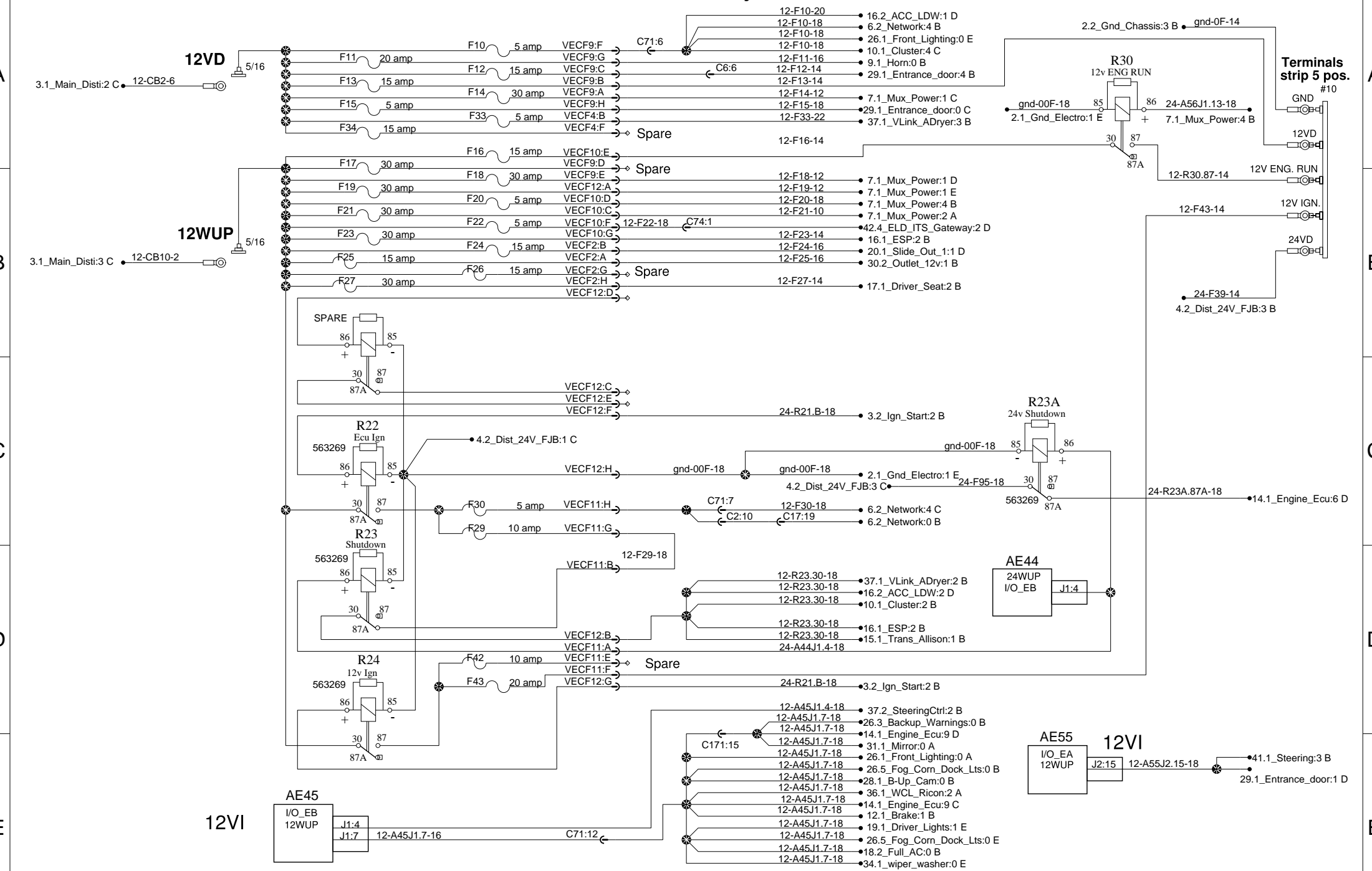




# 12V Power distribution front junction box



# 12V Power distribution front junction box



0

1

2

3

4

**12-24V Power distribution FJB  
Customer adaptation option RH console switch**

A

A

**Terminal strip 5 pos.**  
#10

Loc. 5 B

B

B

4.2\_Dist\_24V\_FJB\_: 3 B ●

24-F39-14



**Note:**  
Temporary  
Connection

**When this option is requested  
the converter has to provide 24VDC  
from home batteries on Term16  
to power the luggage lights circuit**

C

C

**Refer to page 4.1 for complete details**

24-F167-16

25.1\_SP1\_CA\_Lugg\_Compt\_Lights\_Option:1 C  
Option Lugg. Lts Sw167

D

D

E

E

0

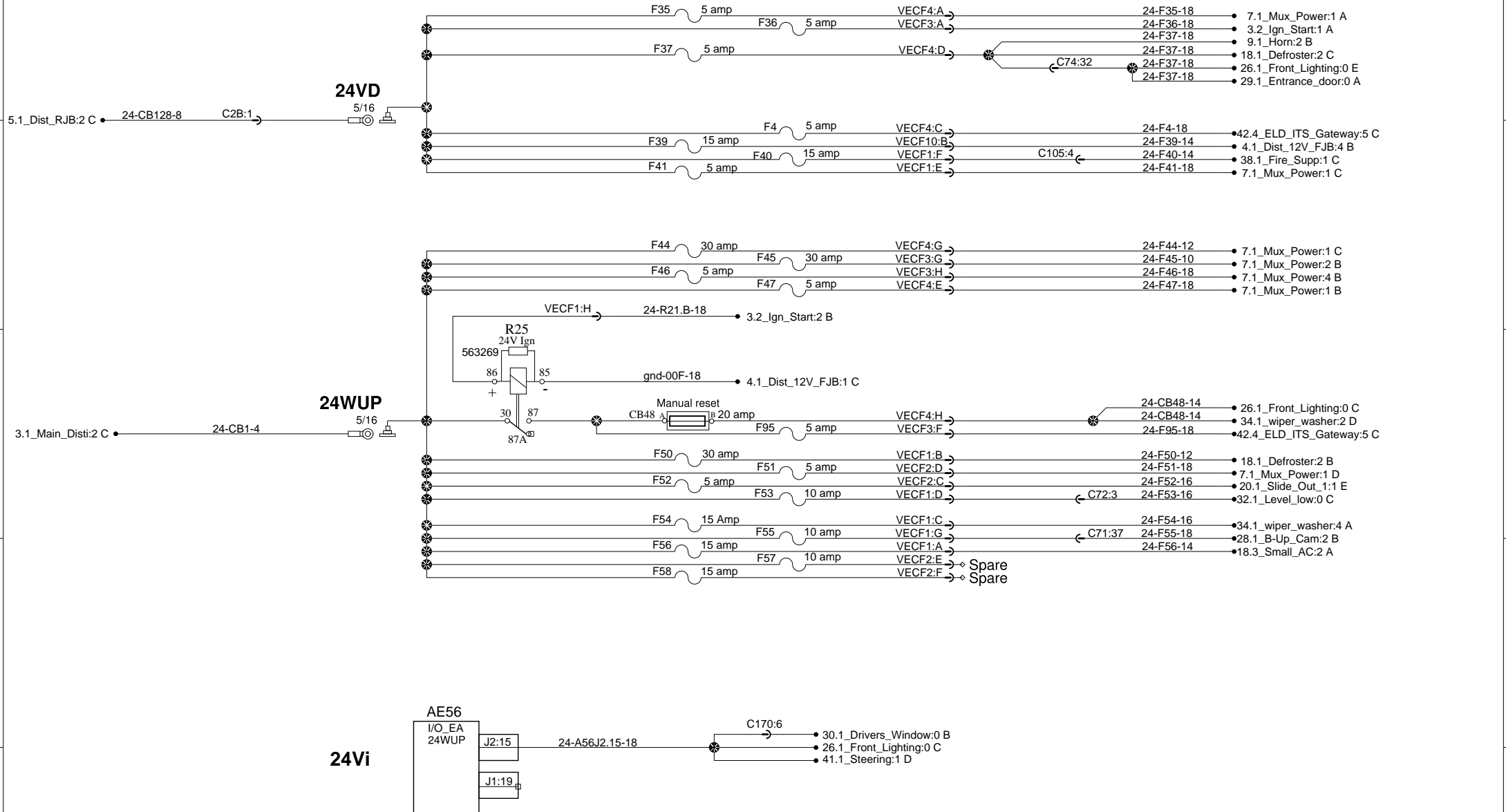
1

2

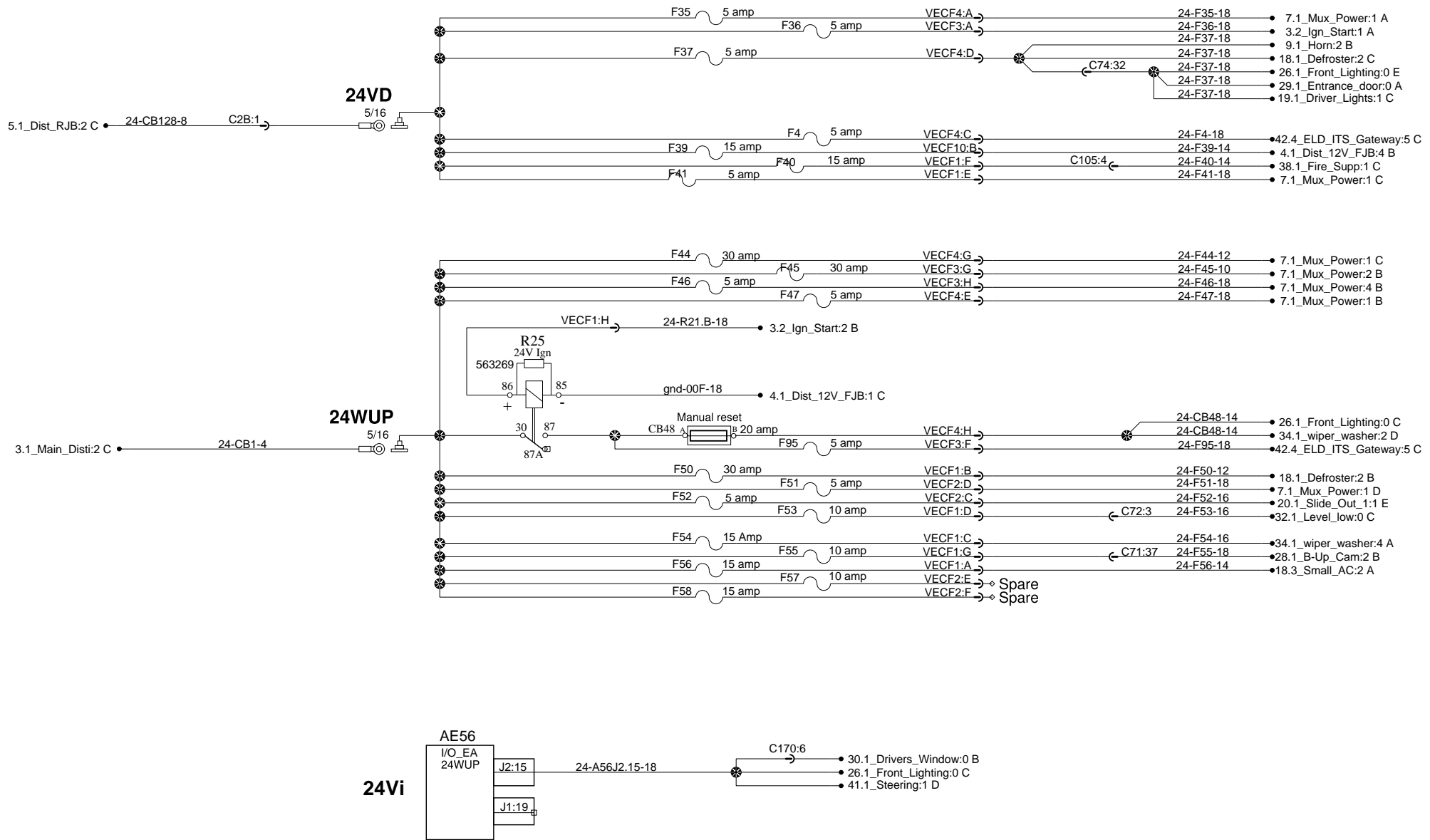
3

4


## 24V Power distribution front junction box




# 24V Power distribution front junction box



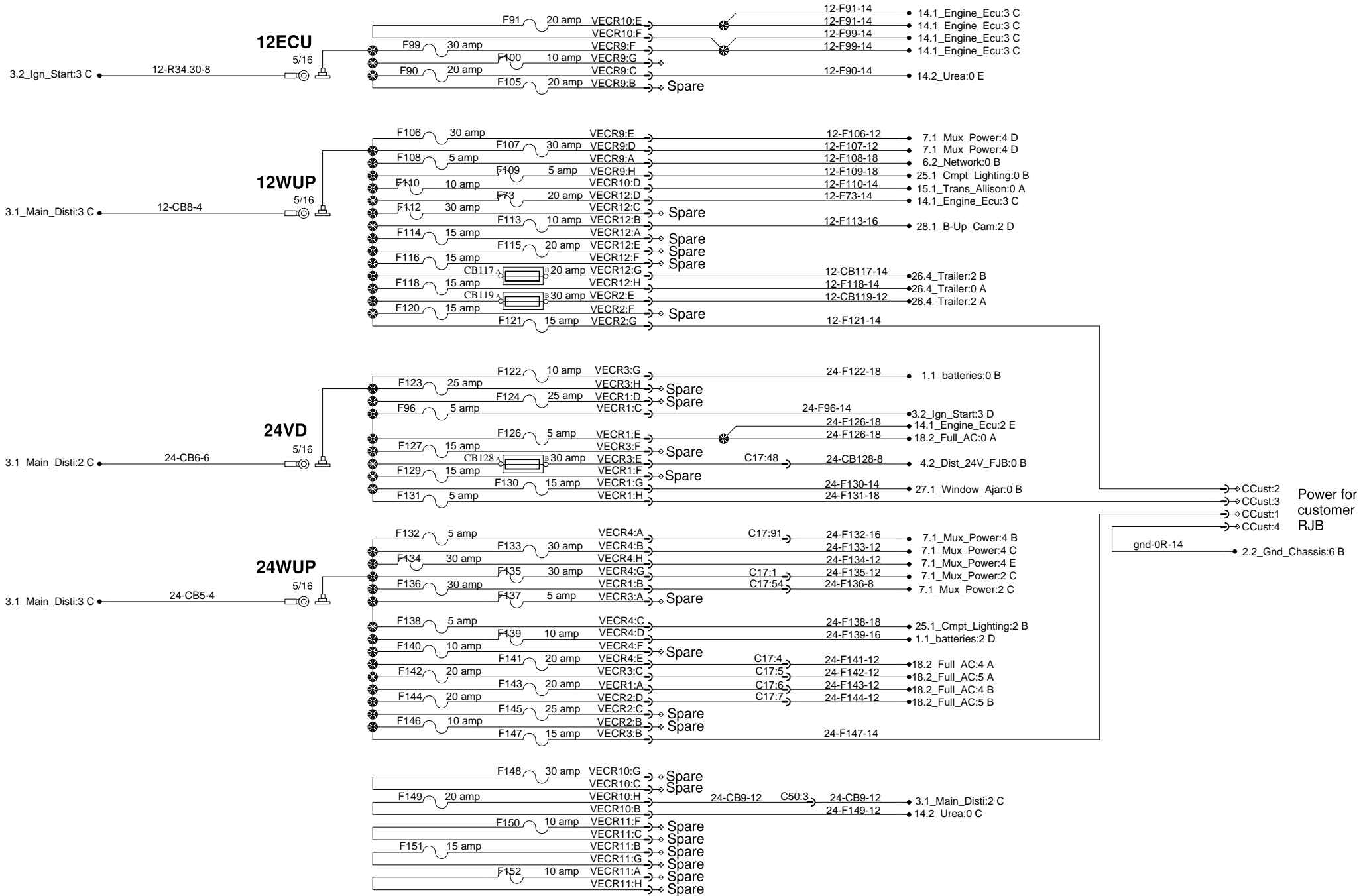
# Power distribution rear junction box



# Power distribution rear junction box

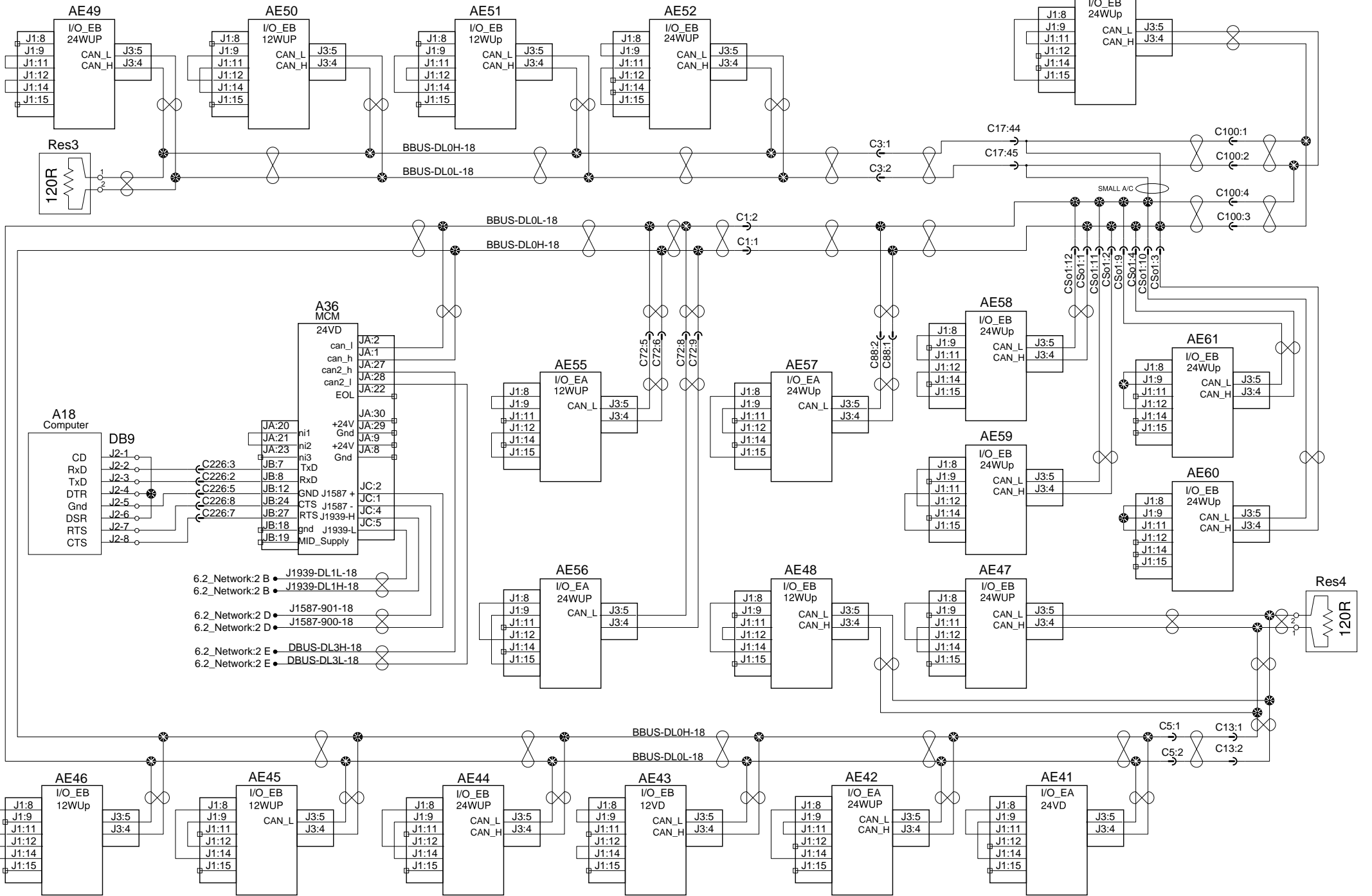


# Power distribution rear junction box



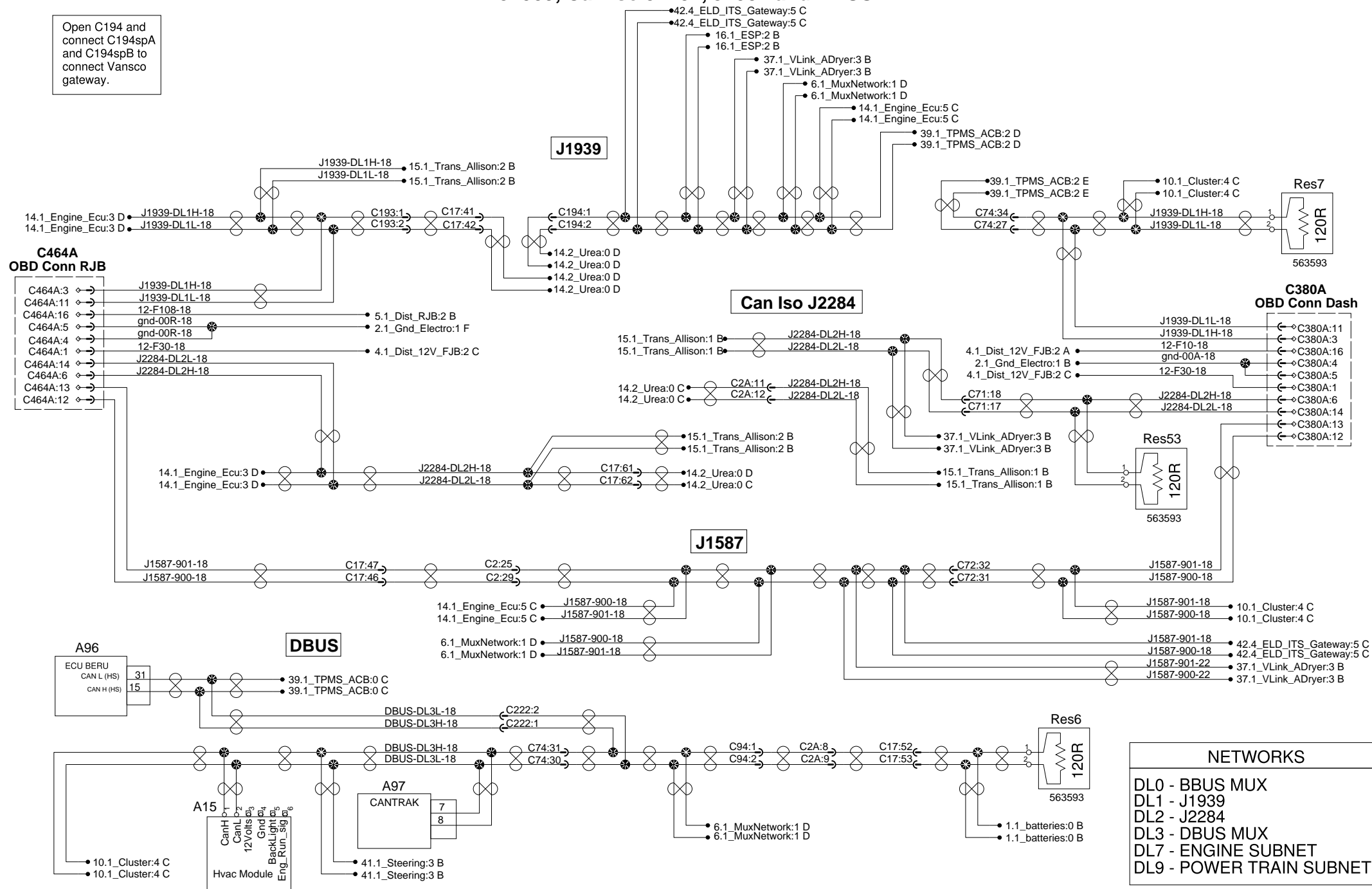


# Multiplex Can, J1587, 1939 network and addressing



# J1939, Can Iso J2284, J1587 and DBUS

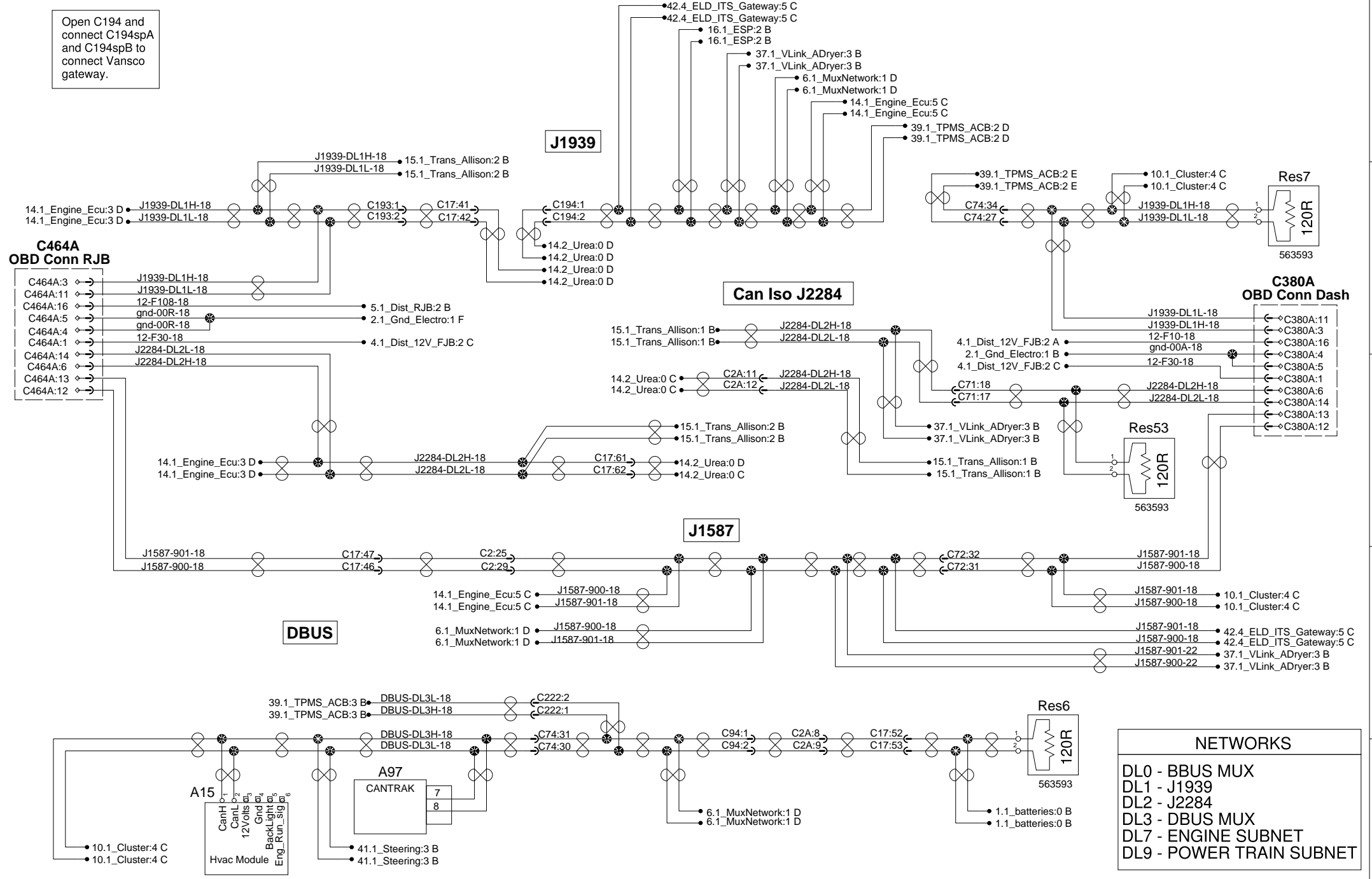
Open C194 and connect C194spA and C194spB to connect Vansco gateway.



NETWORKS	
DL0	- BBUS MUX
DL1	- J1939
DL2	- J2284
DL3	- DBUS MUX
DL7	- ENGINE SUBNET
DL9	- POWER TRAIN SUBNET

# J1939, Can Iso J2284, J1587 and DBUS

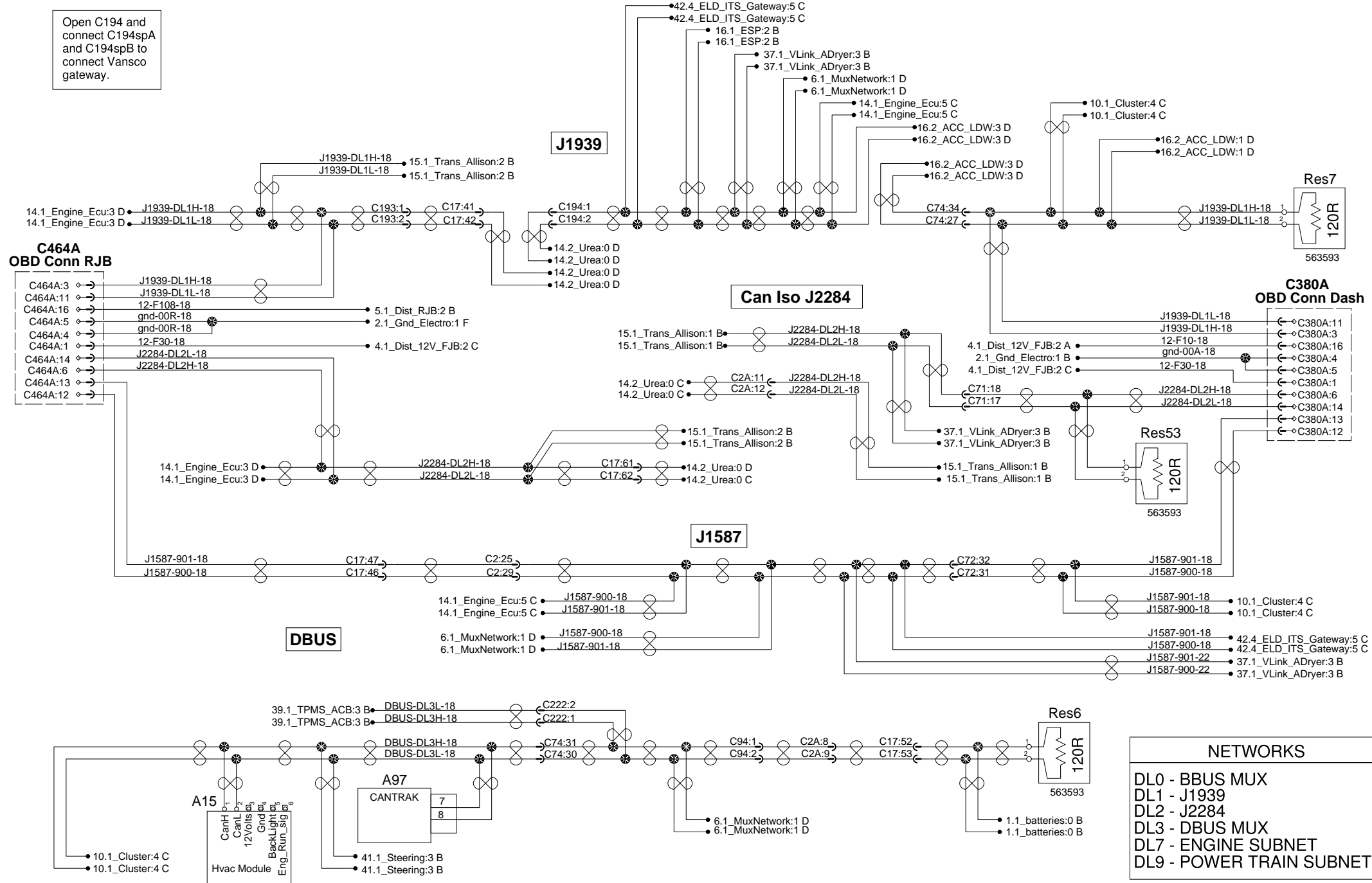
Open C194 and connect C194spA and C194spB to connect Vansco gateway.



NETWORKS	
DL0	- BBUS MUX
DL1	- J1939
DL2	- J2284
DL3	- DBUS MUX
DL7	- ENGINE SUBNET
DL9	- POWER TRAIN SUBNET

# J1939, Can Iso J2284, J1587 and DBUS

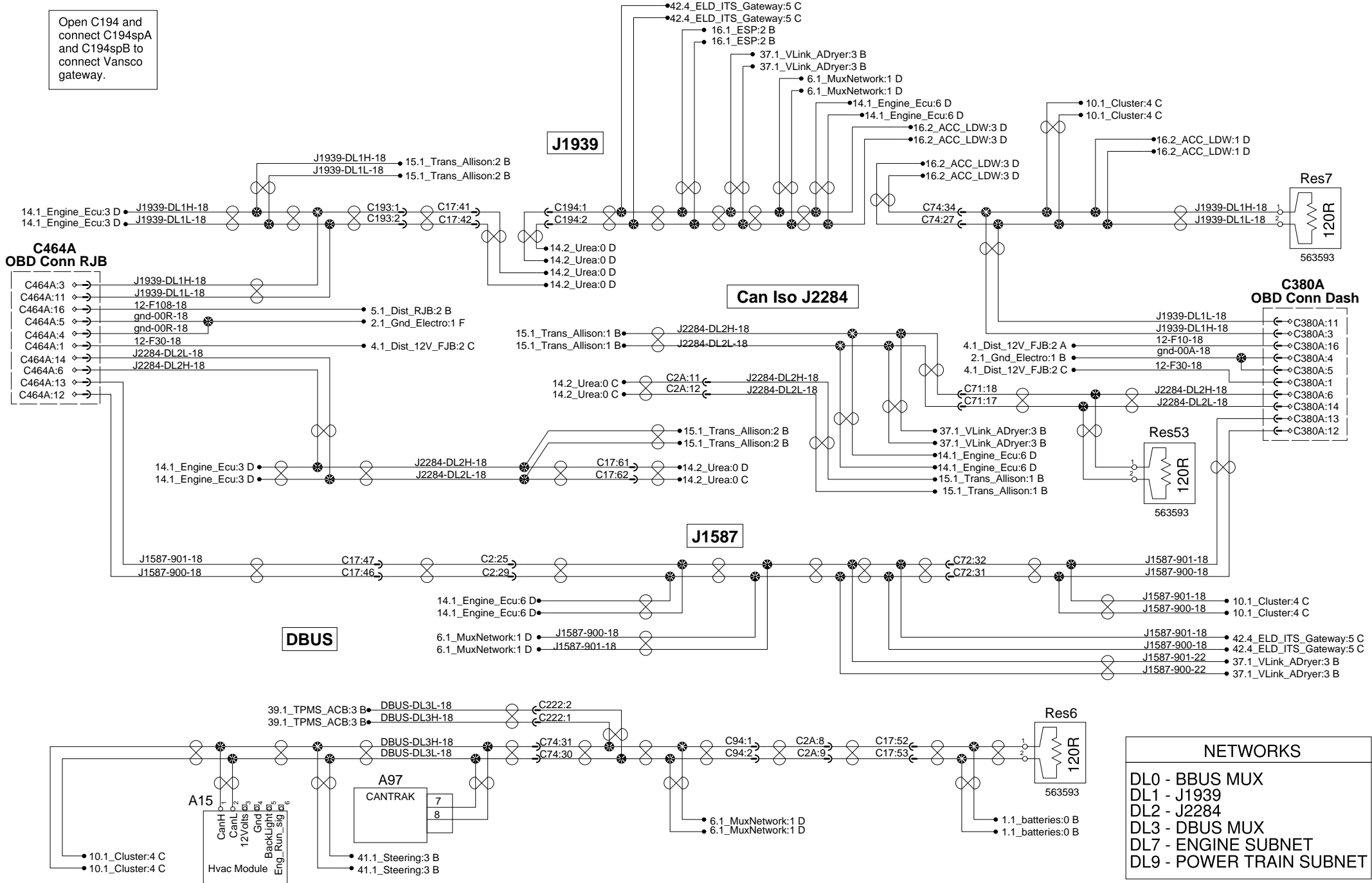
Open C194 and connect C194spA and C194spB to connect Vansco gateway.



NETWORKS	
DL0	- BBUS MUX
DL1	- J1939
DL2	- J2284
DL3	- DBUS MUX
DL7	- ENGINE SUBNET
DL9	- POWER TRAIN SUBNET

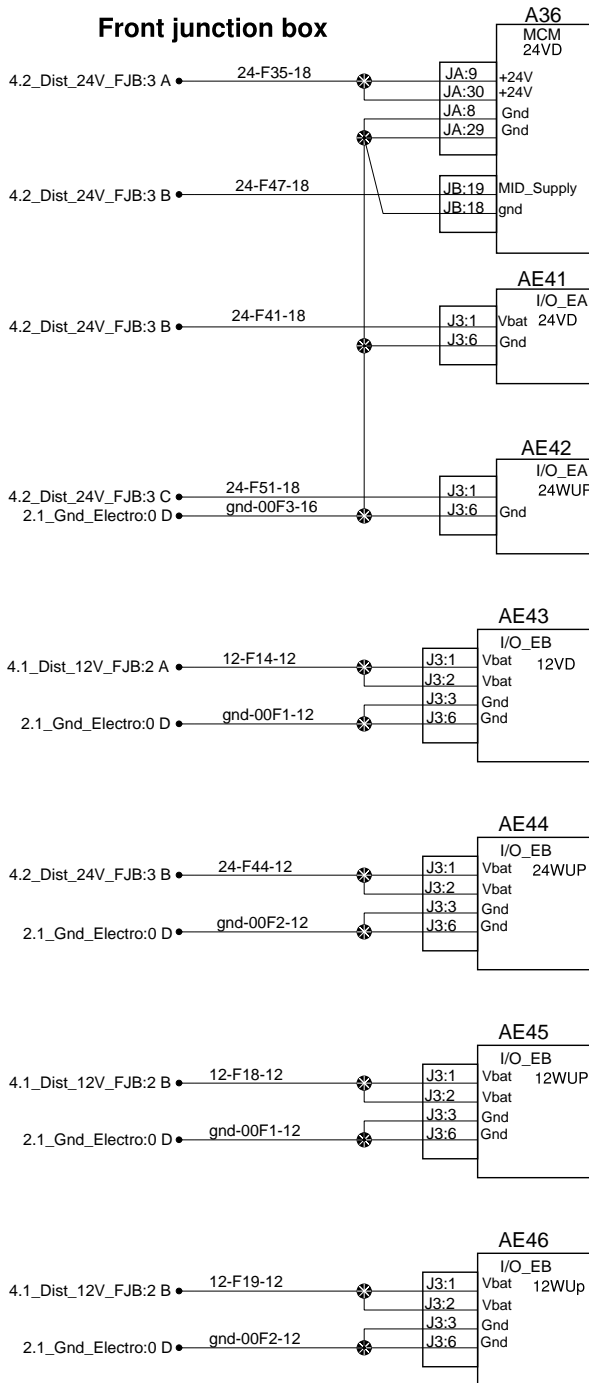
# J1939, Can Iso J2284, J1587 and DBUS

Open C194 and connect C194spA and C194spB to connect Vansco gateway.

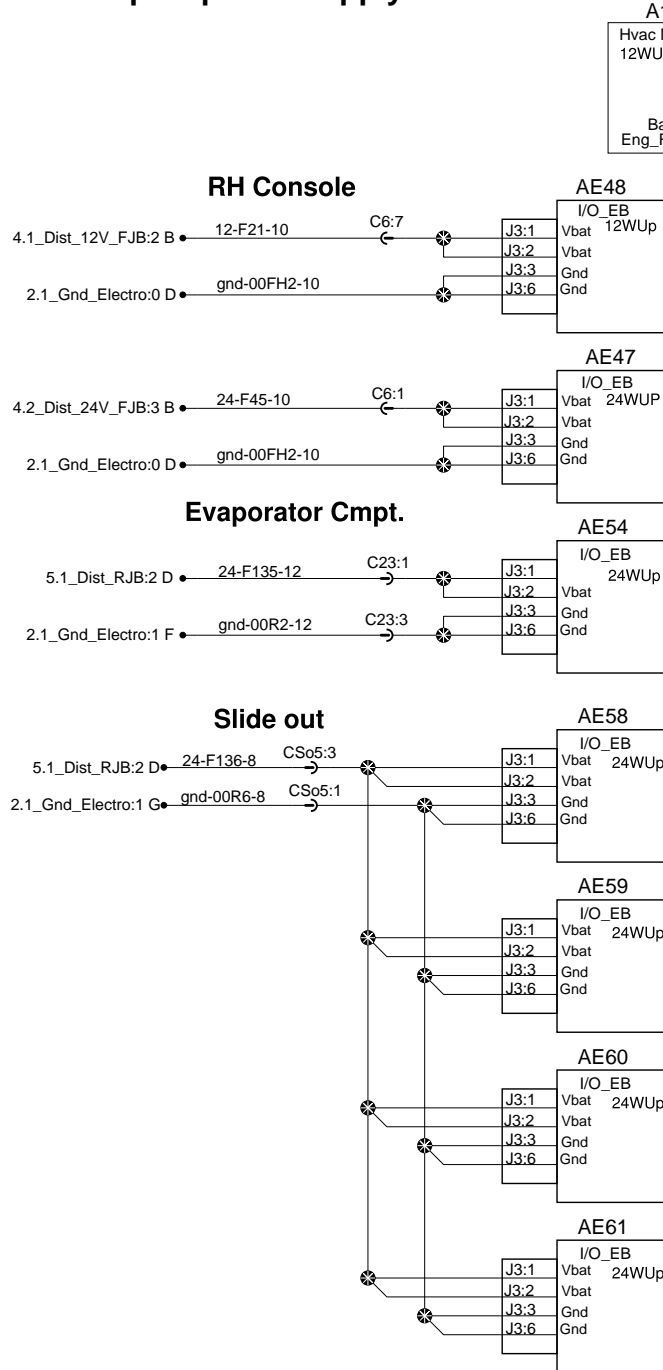


NETWORKS	
DL0	- BBUS MUX
DL1	- J1939
DL2	- J2284
DL3	- DBUS MUX
DL7	- ENGINE SUBNET
DL9	- POWER TRAIN SUBNET

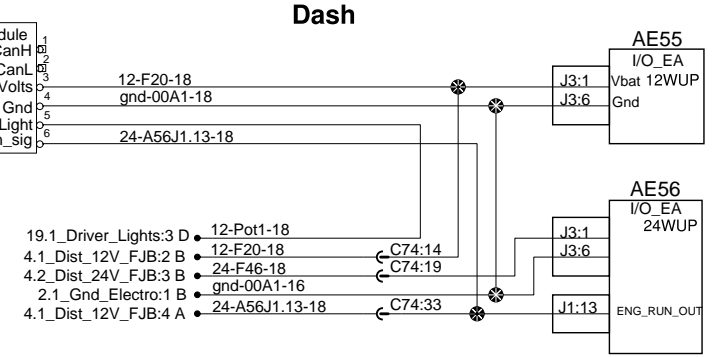
### Front junction box




### Multiplex power supply distribution



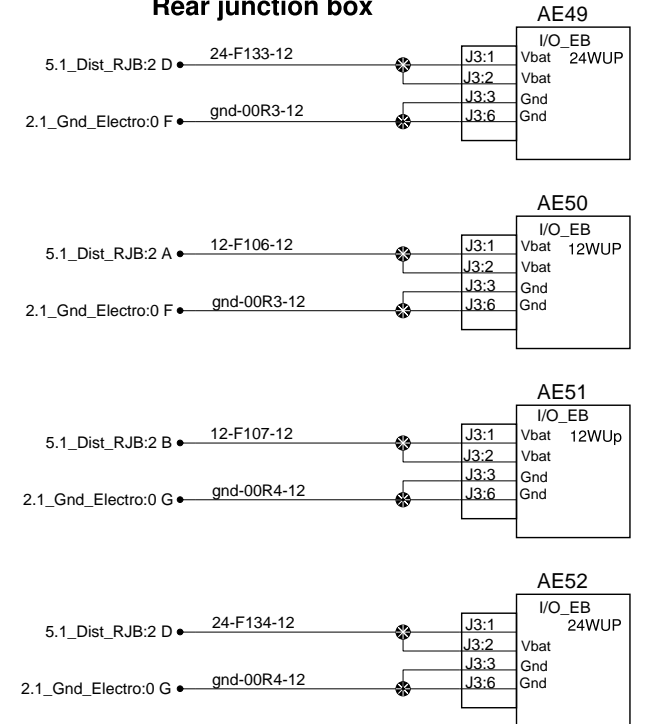
### Dash



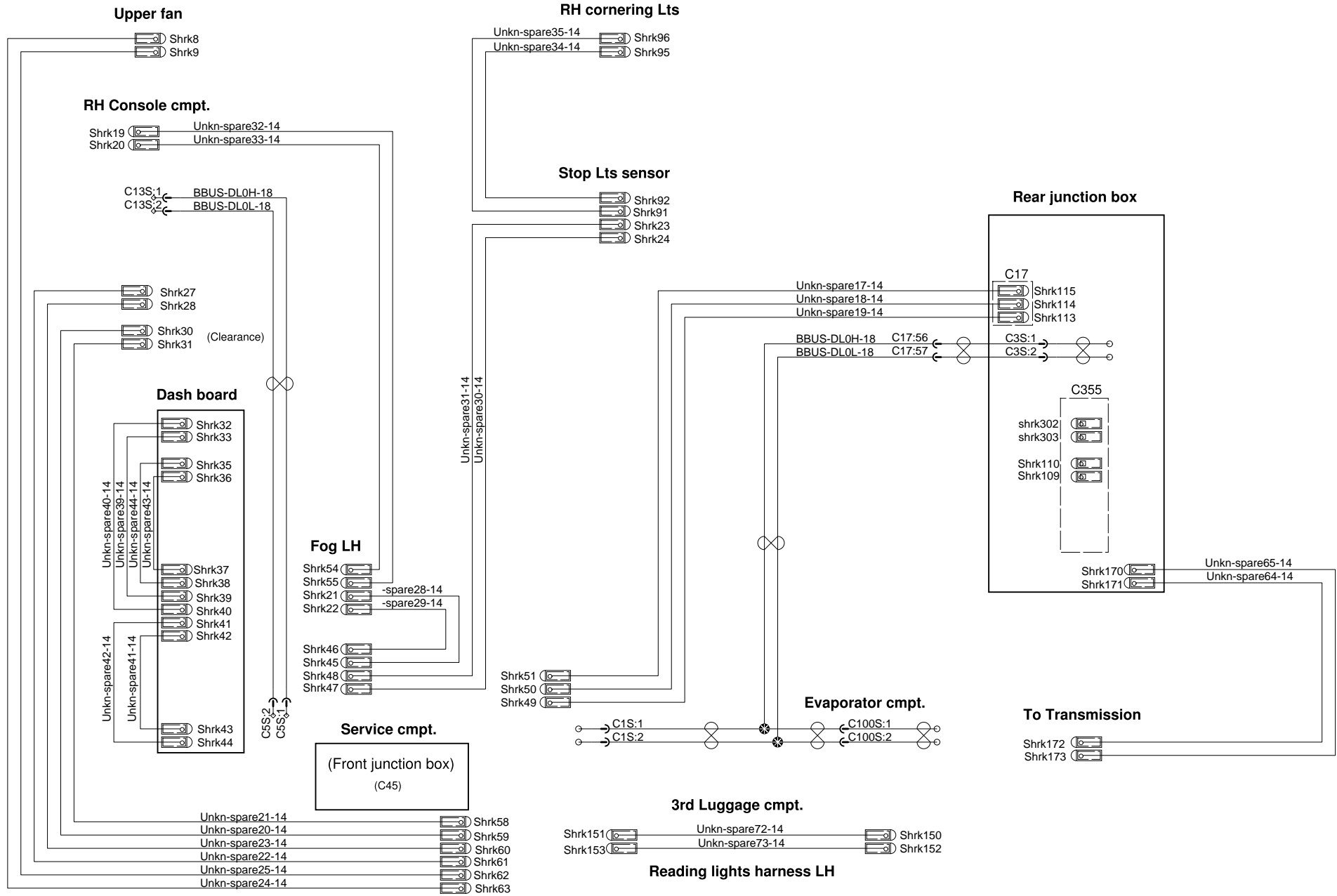
### WCL Cmpt.



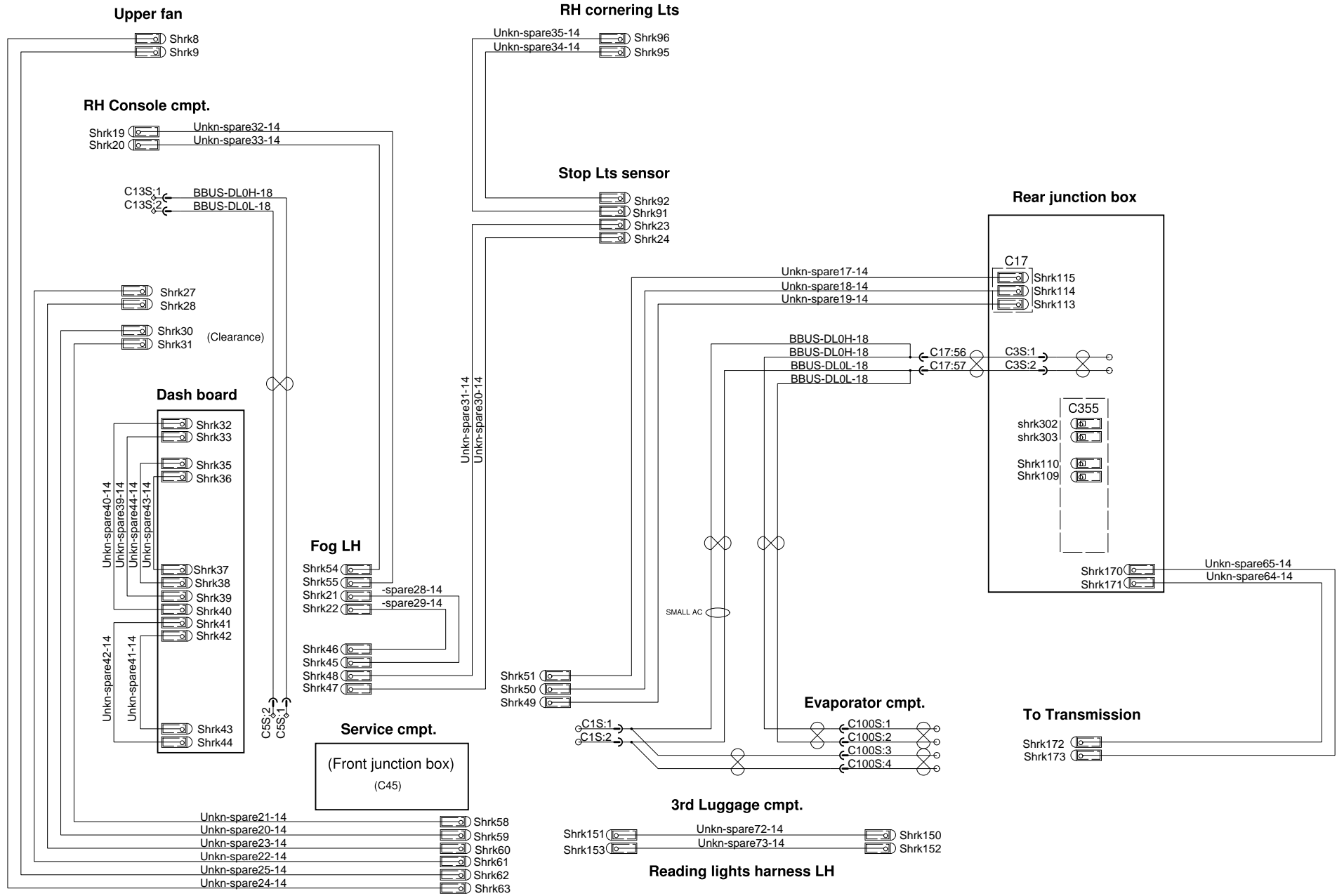
### Rear junction box



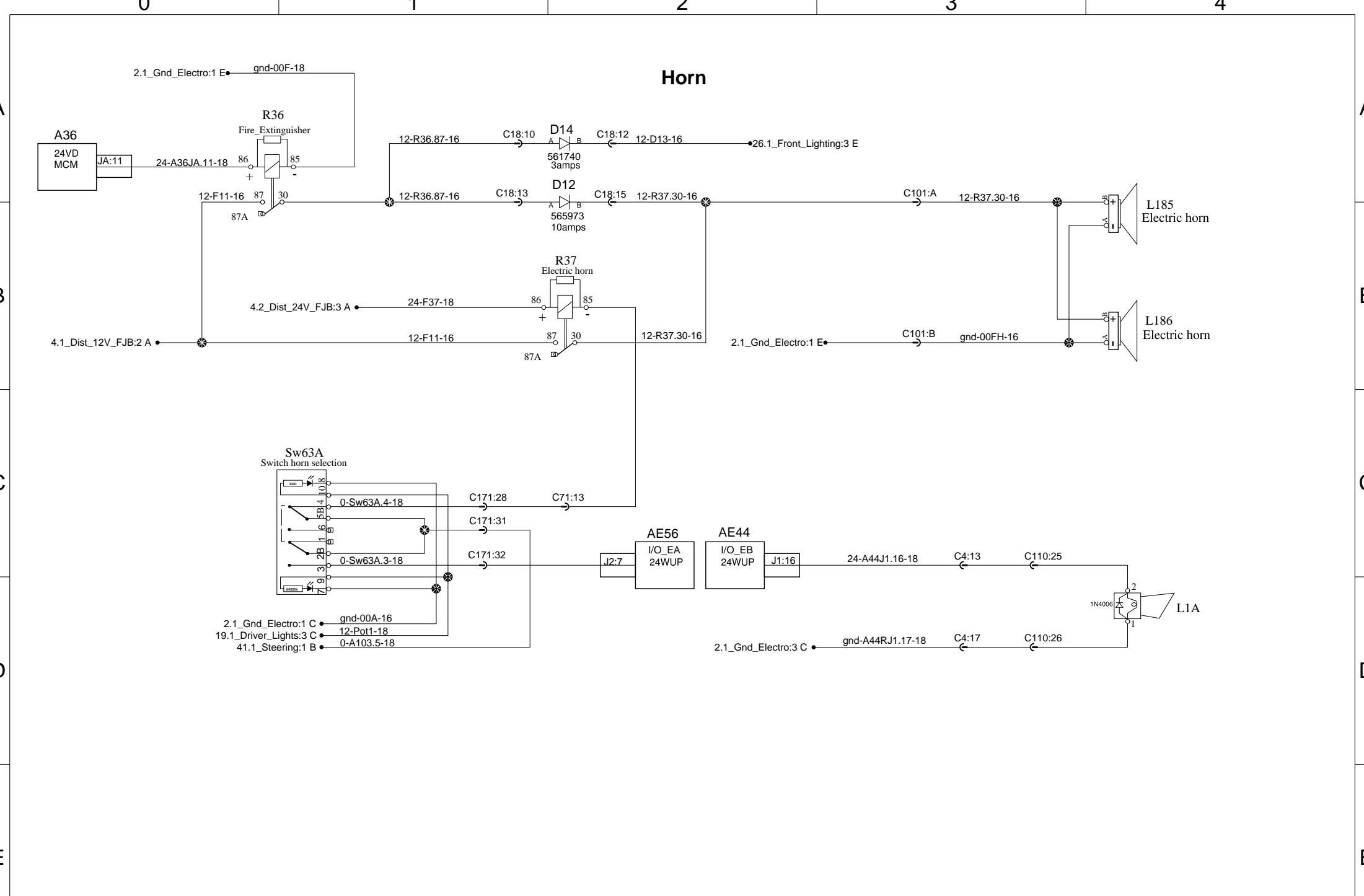
# Spares wires



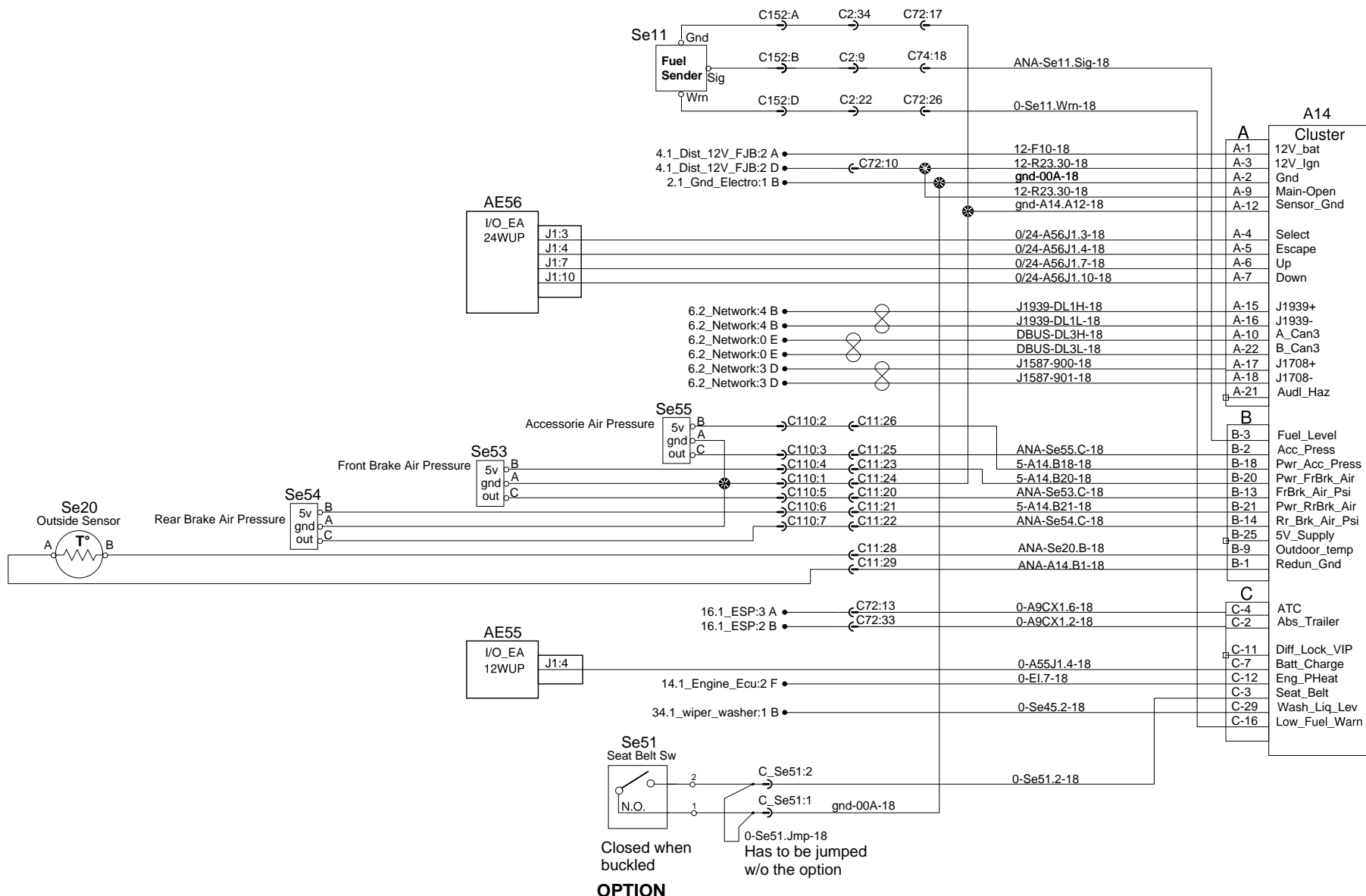
# Spares wires





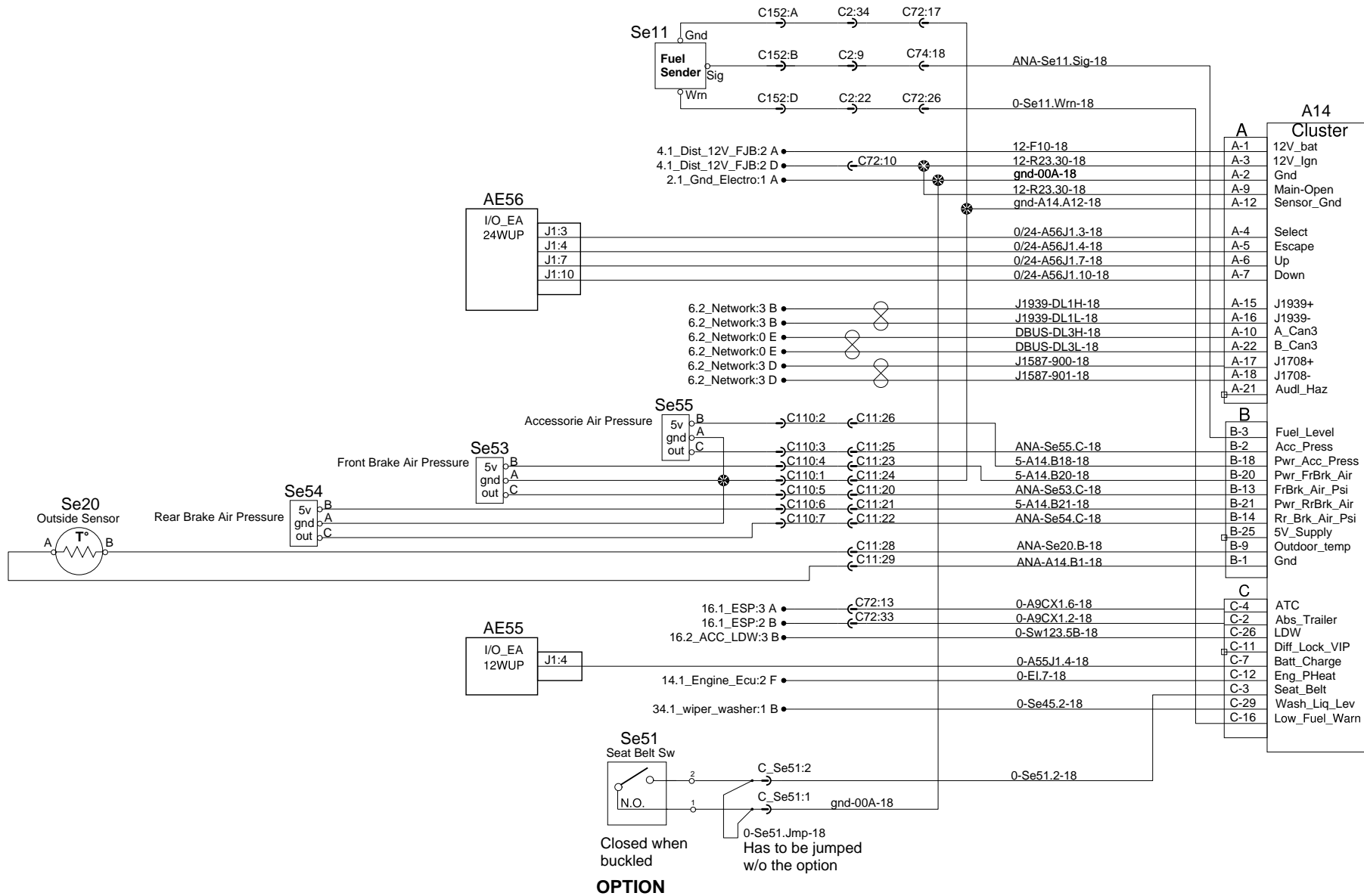


# Cluster

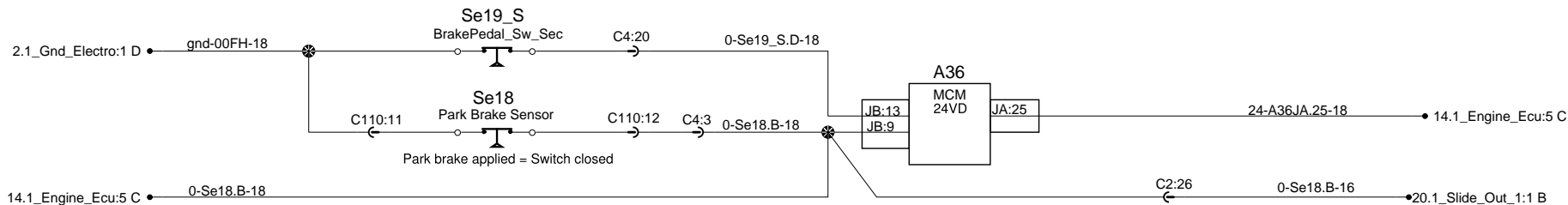
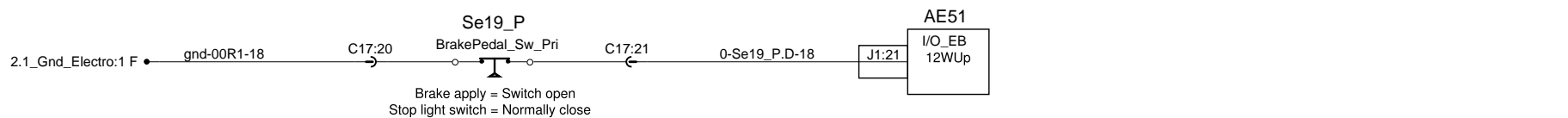
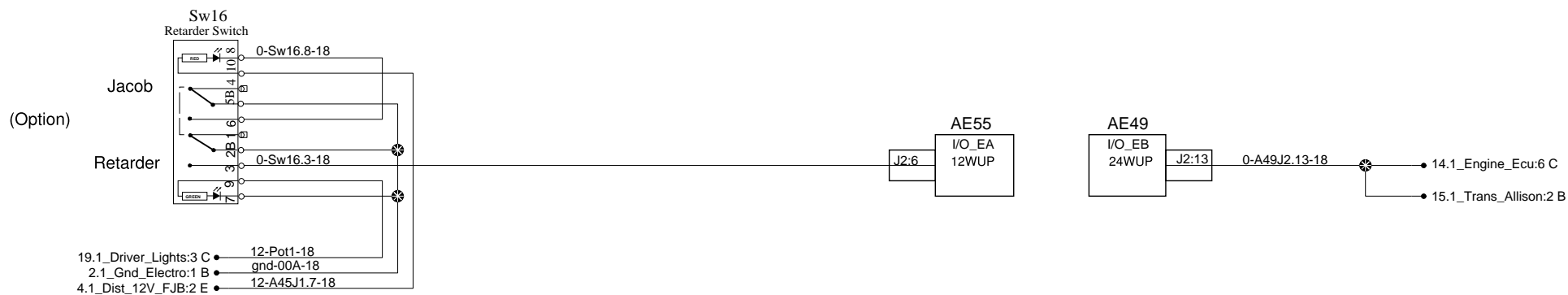


**OPTION**  
 Closed when buckled  
 Has to be jumped w/o the option

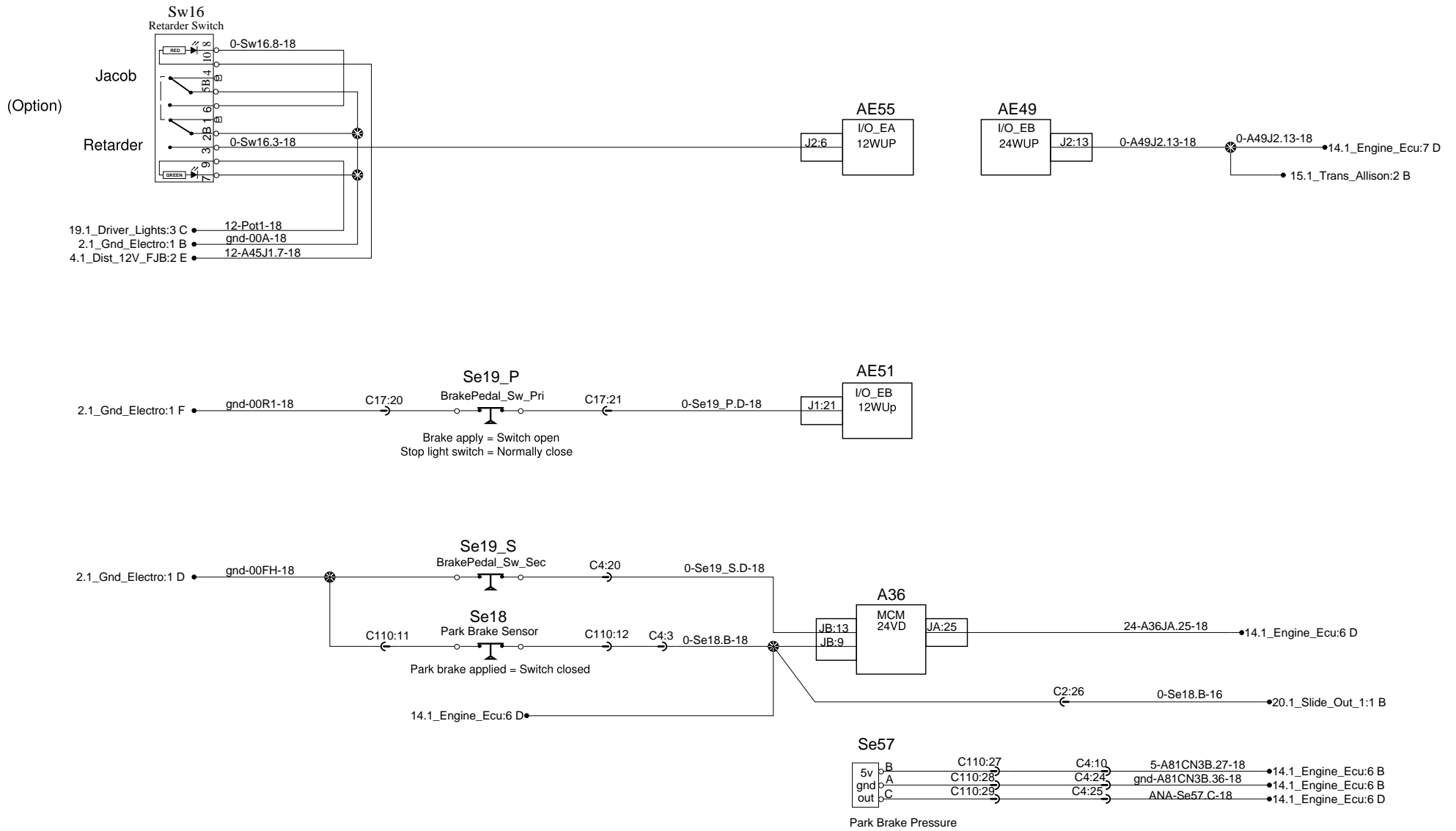
# Cluster



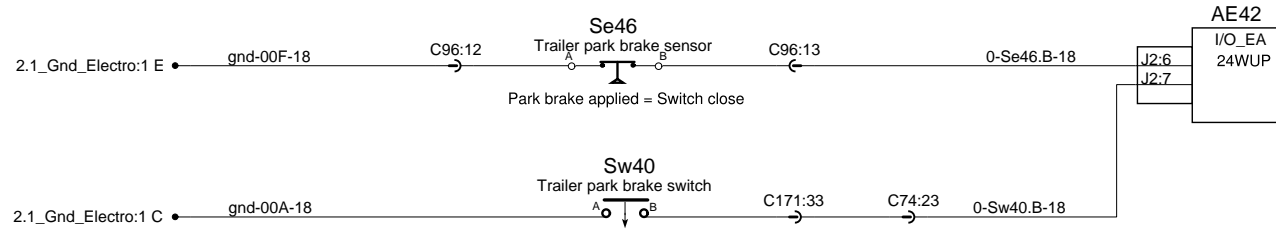
# Brake, Engine brake and Retarder



# Brake, Engine brake and Retarder



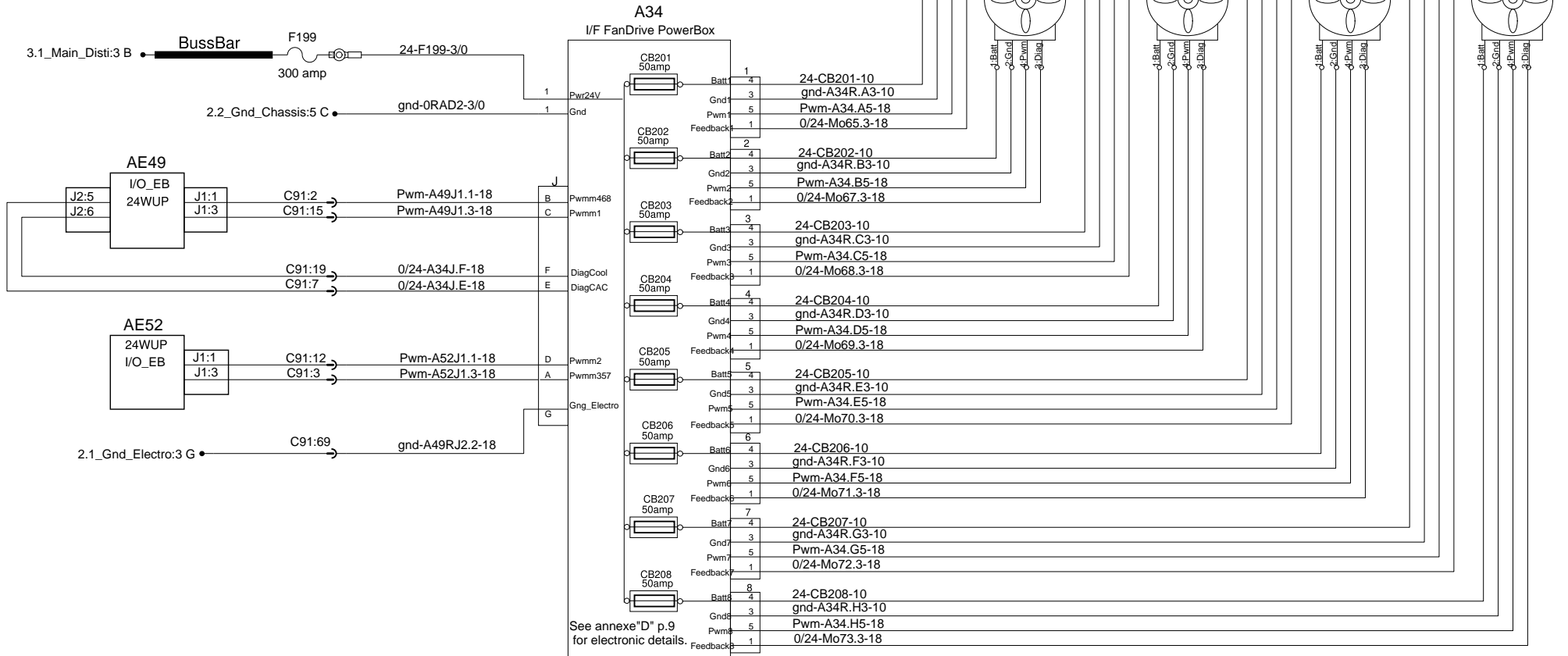
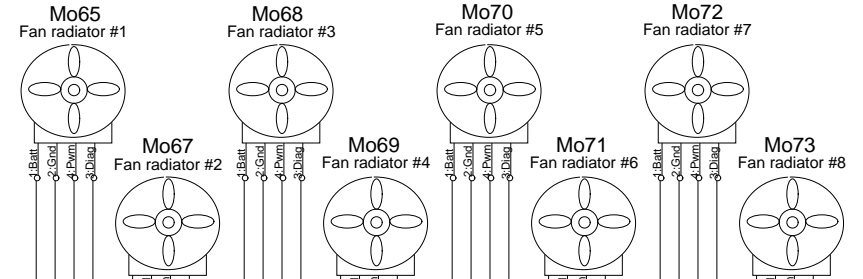
# Trailer park brake



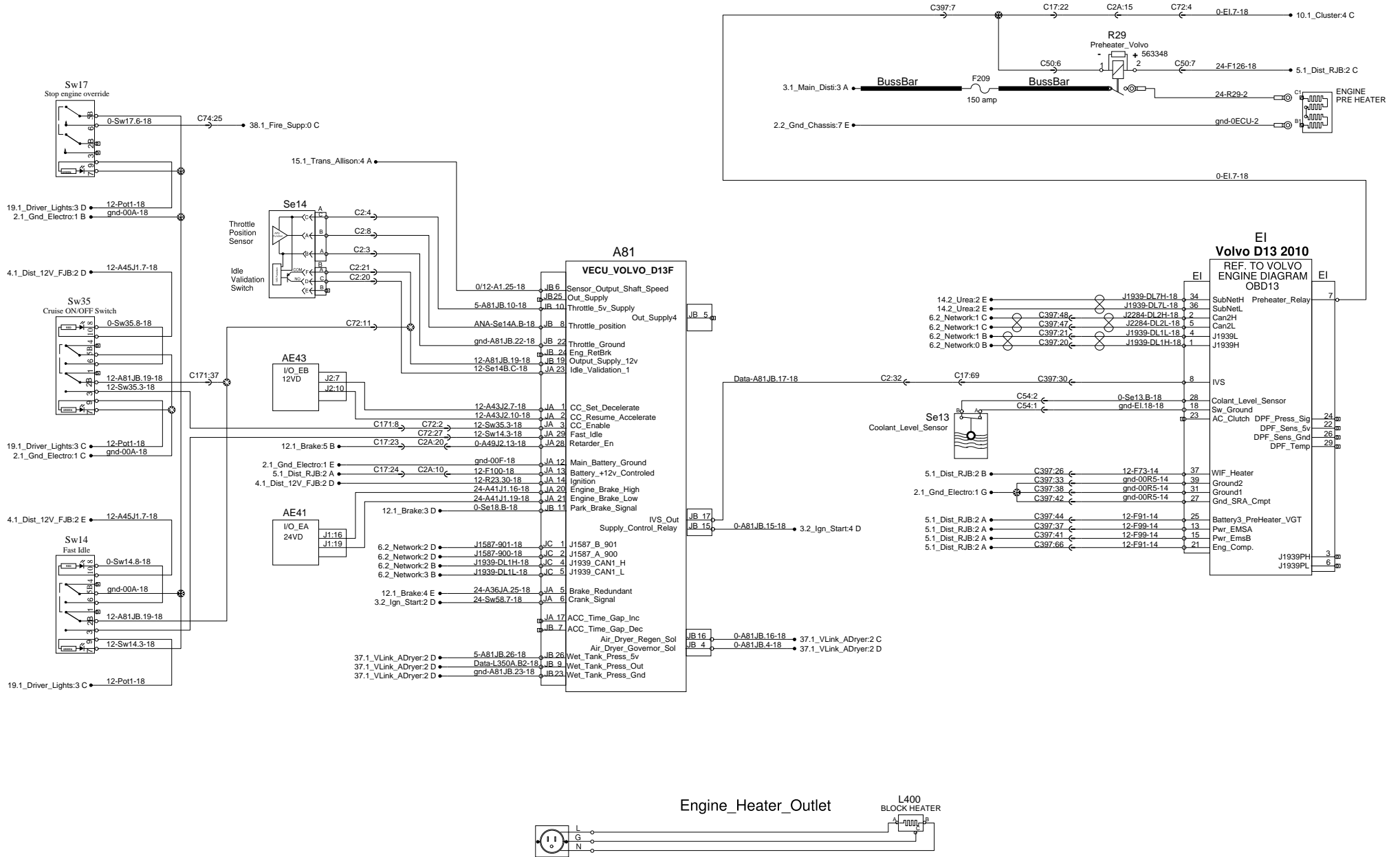
# Electric fans drive

CAC

Engine

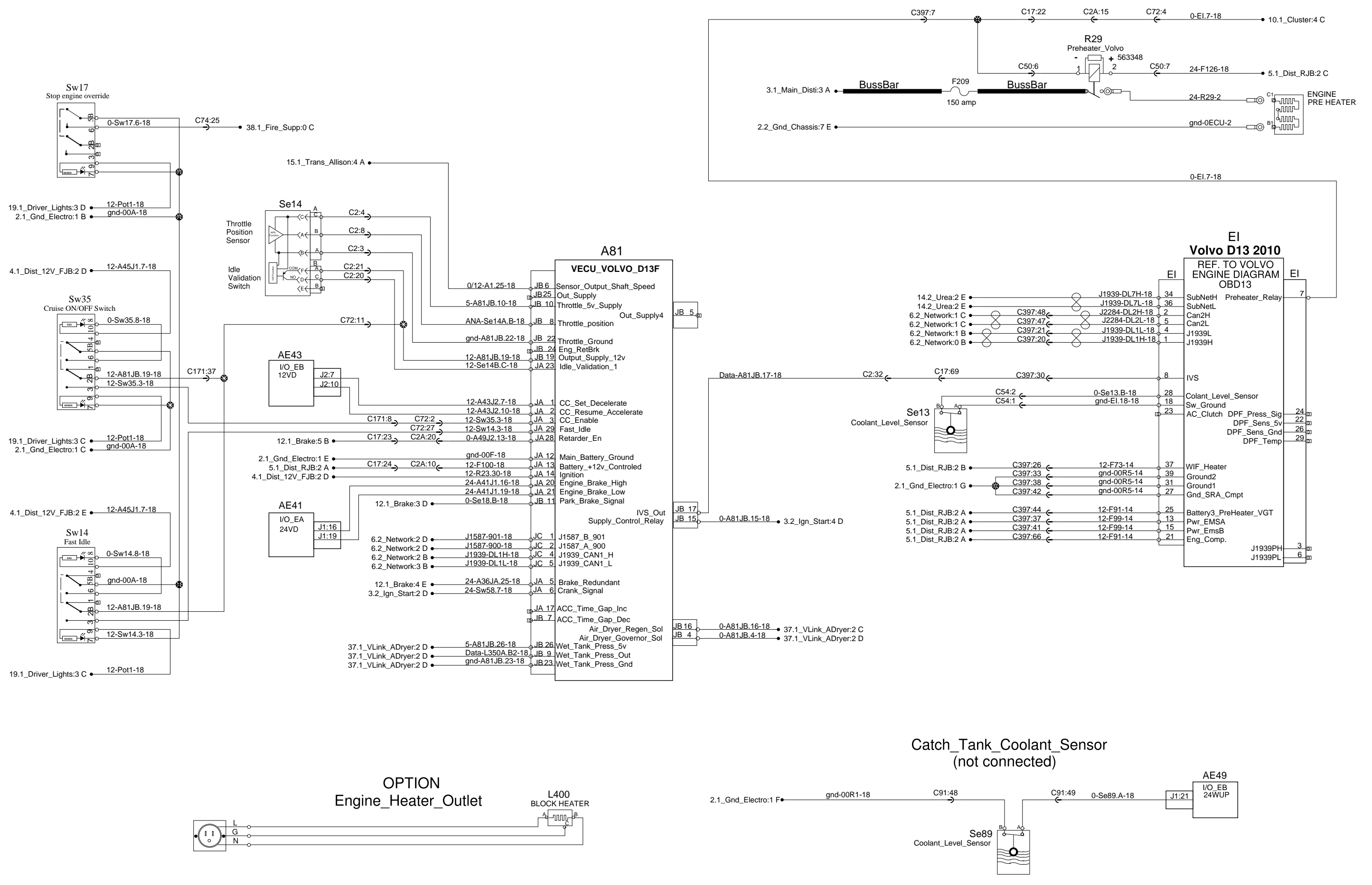


# Engine ECU Volvo

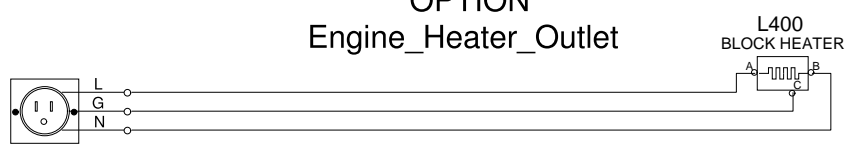




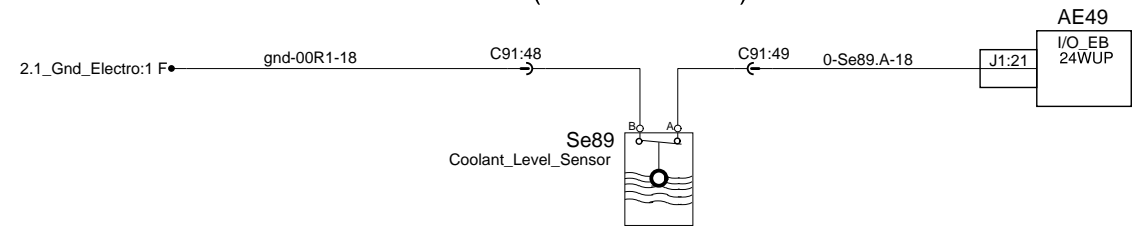
# Engine ECU Volvo



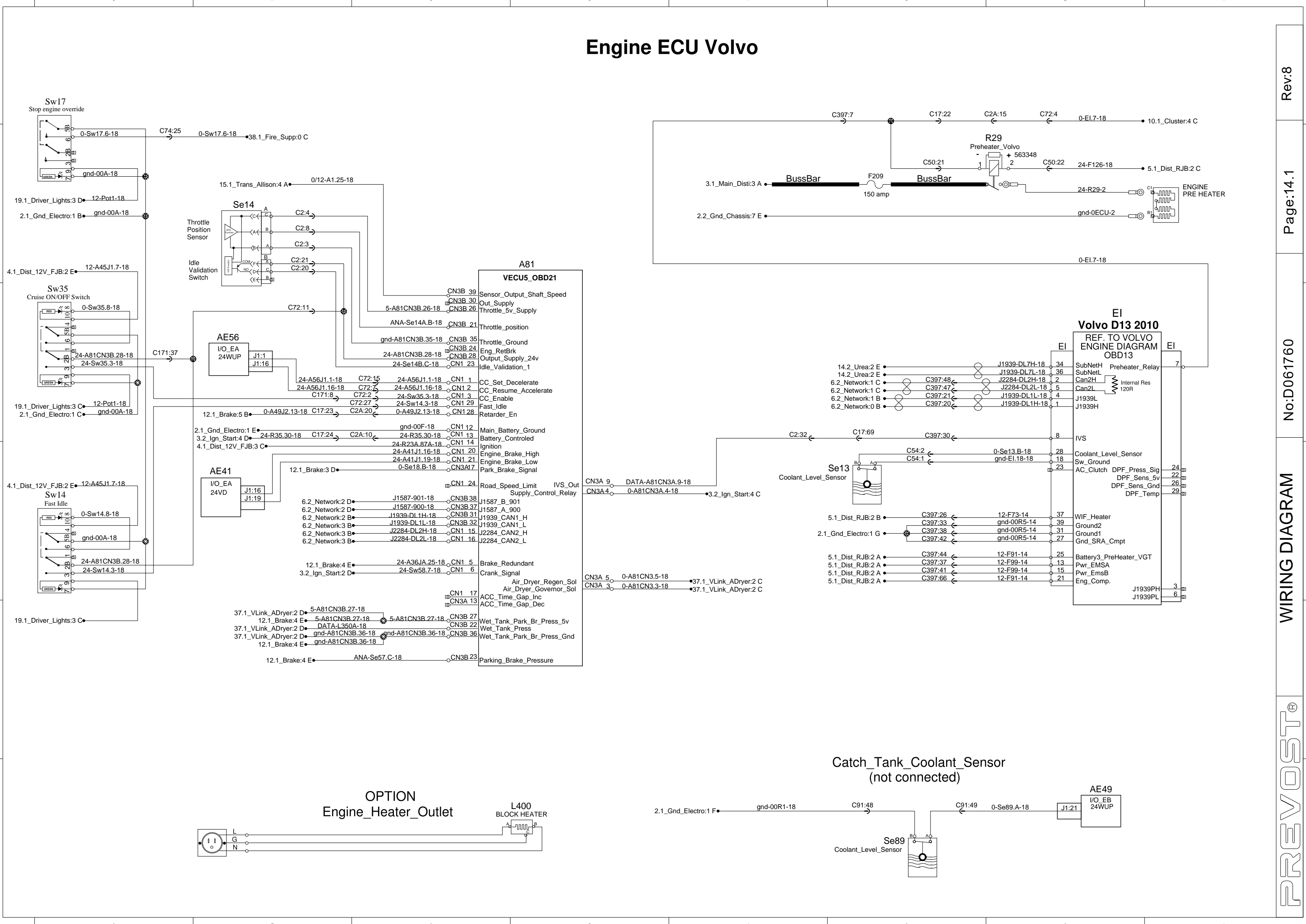
OPTION  
Engine\_Heater\_Outlet



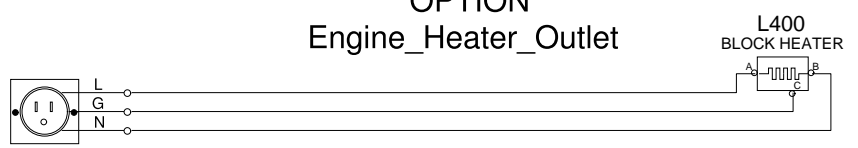
Catch\_Tank\_Coolant\_Sensor  
(not connected)



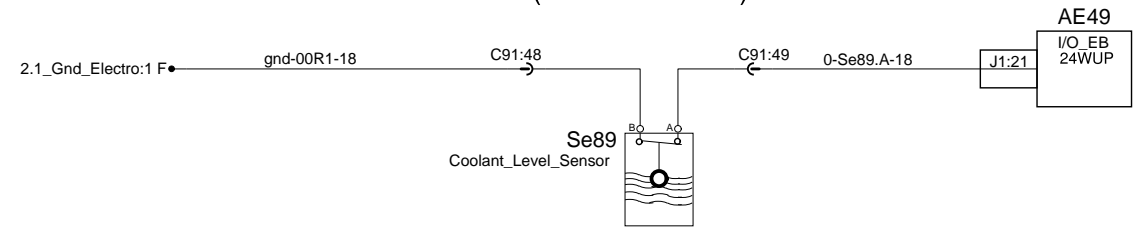
# Engine ECU Volvo

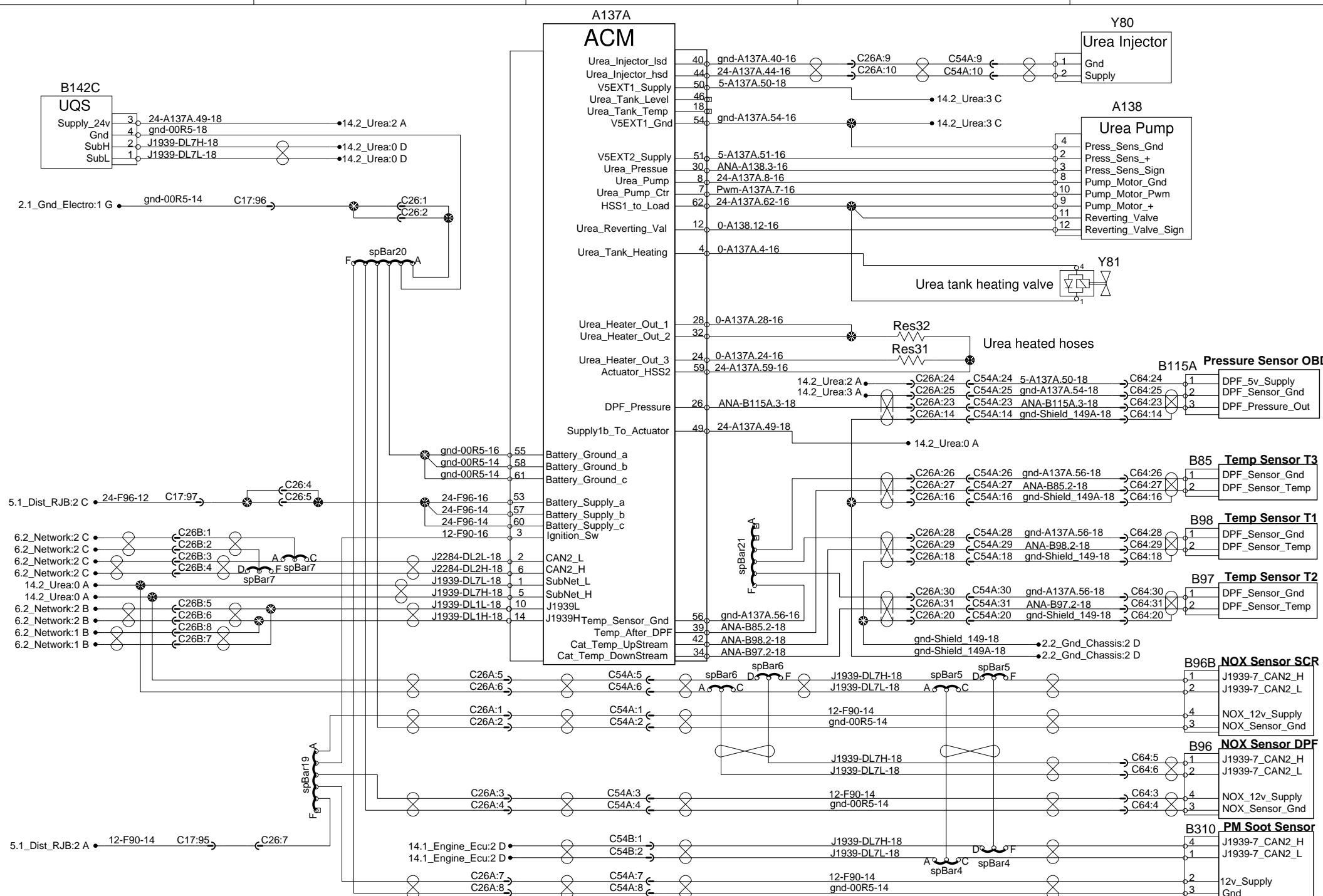


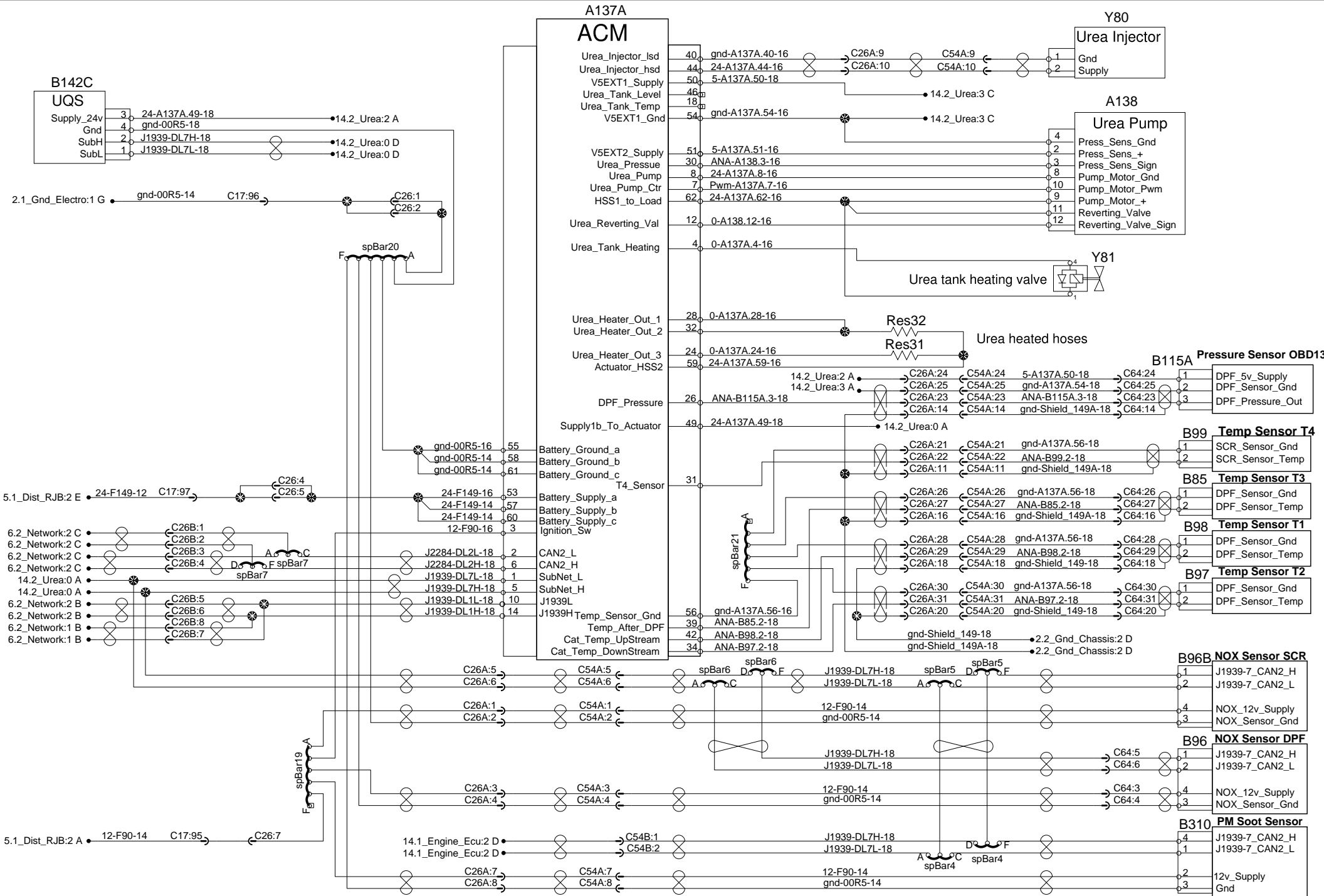
OPTION  
Engine\_Heater\_Outlet

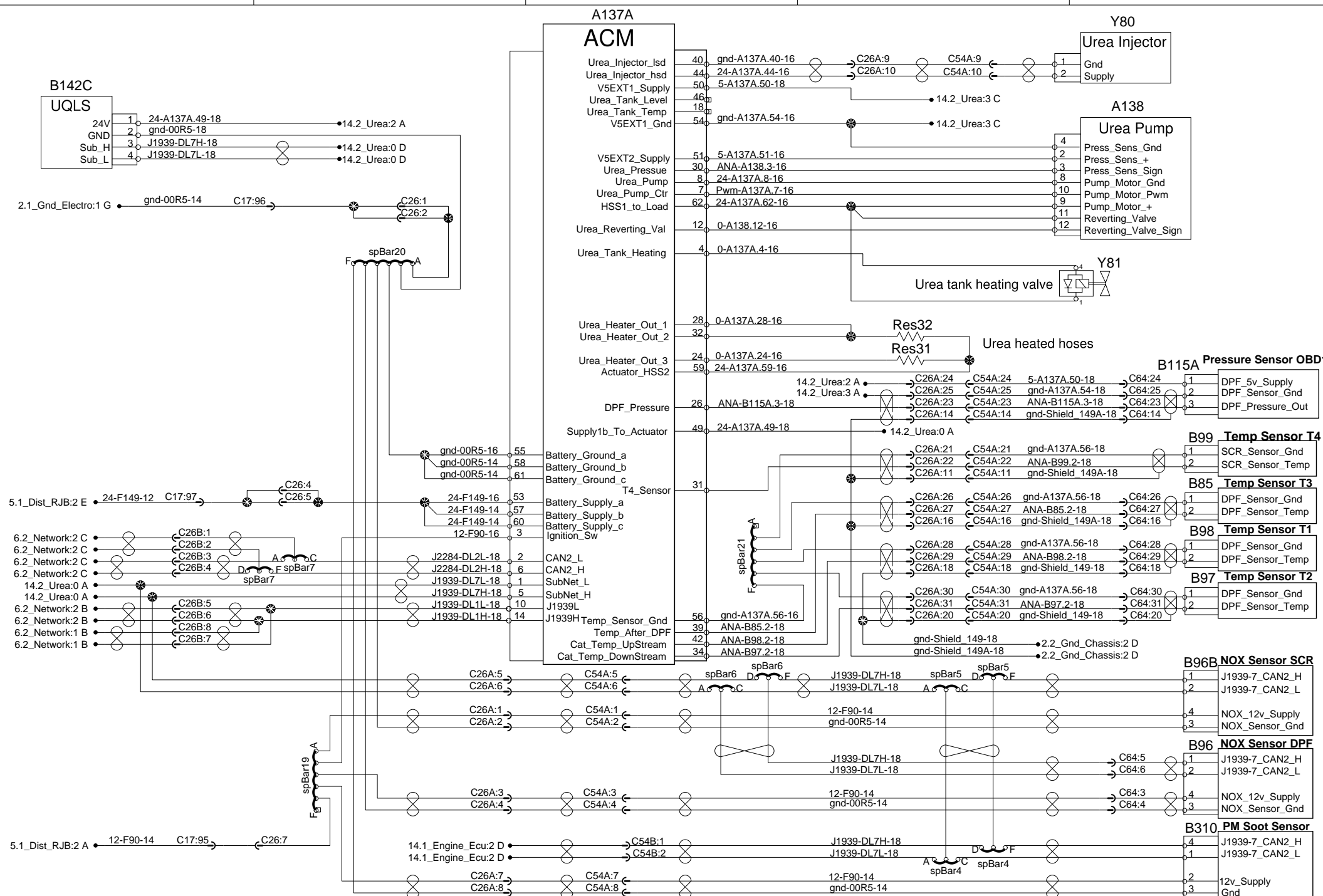


Catch\_Tank\_Coolant\_Sensor  
(not connected)

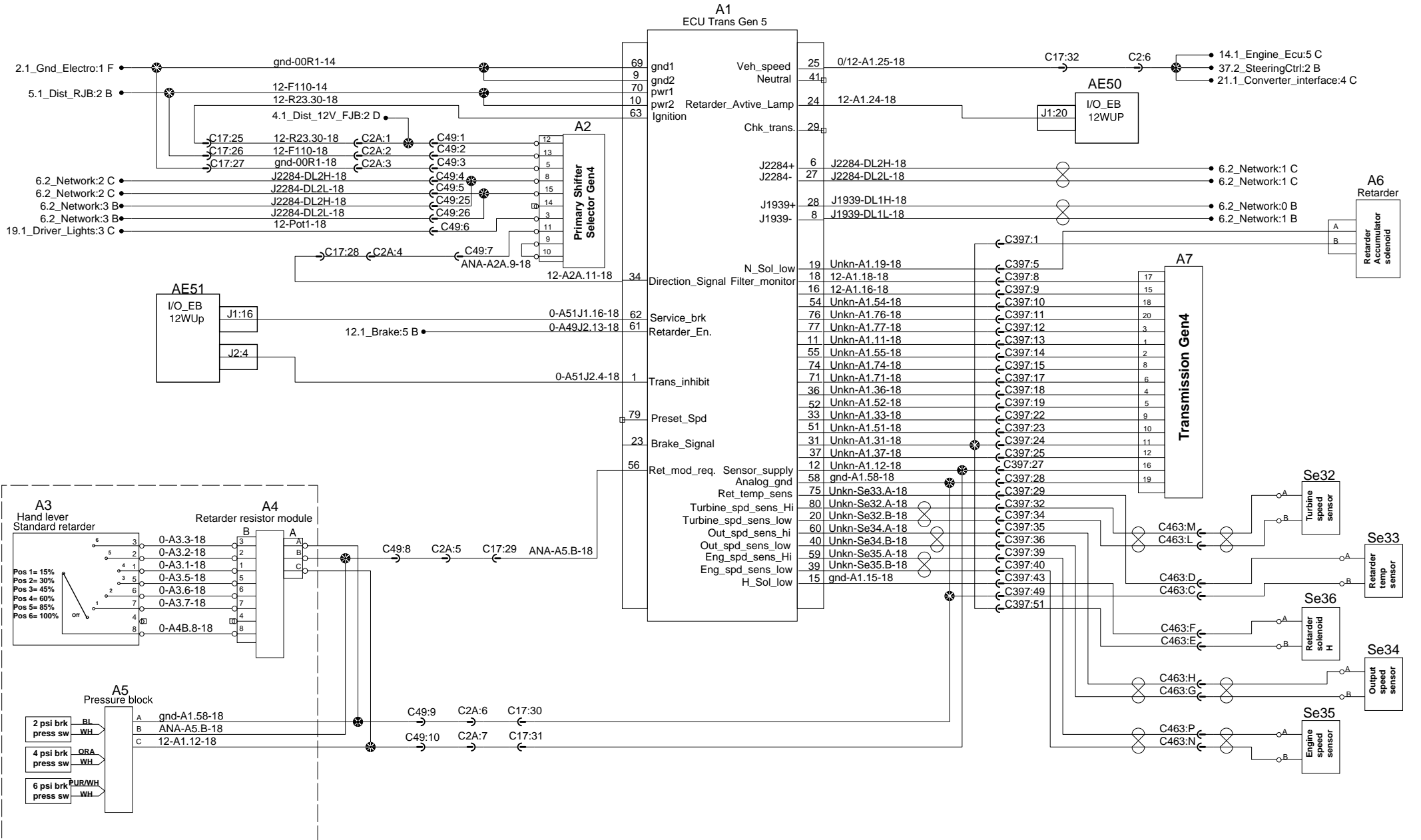




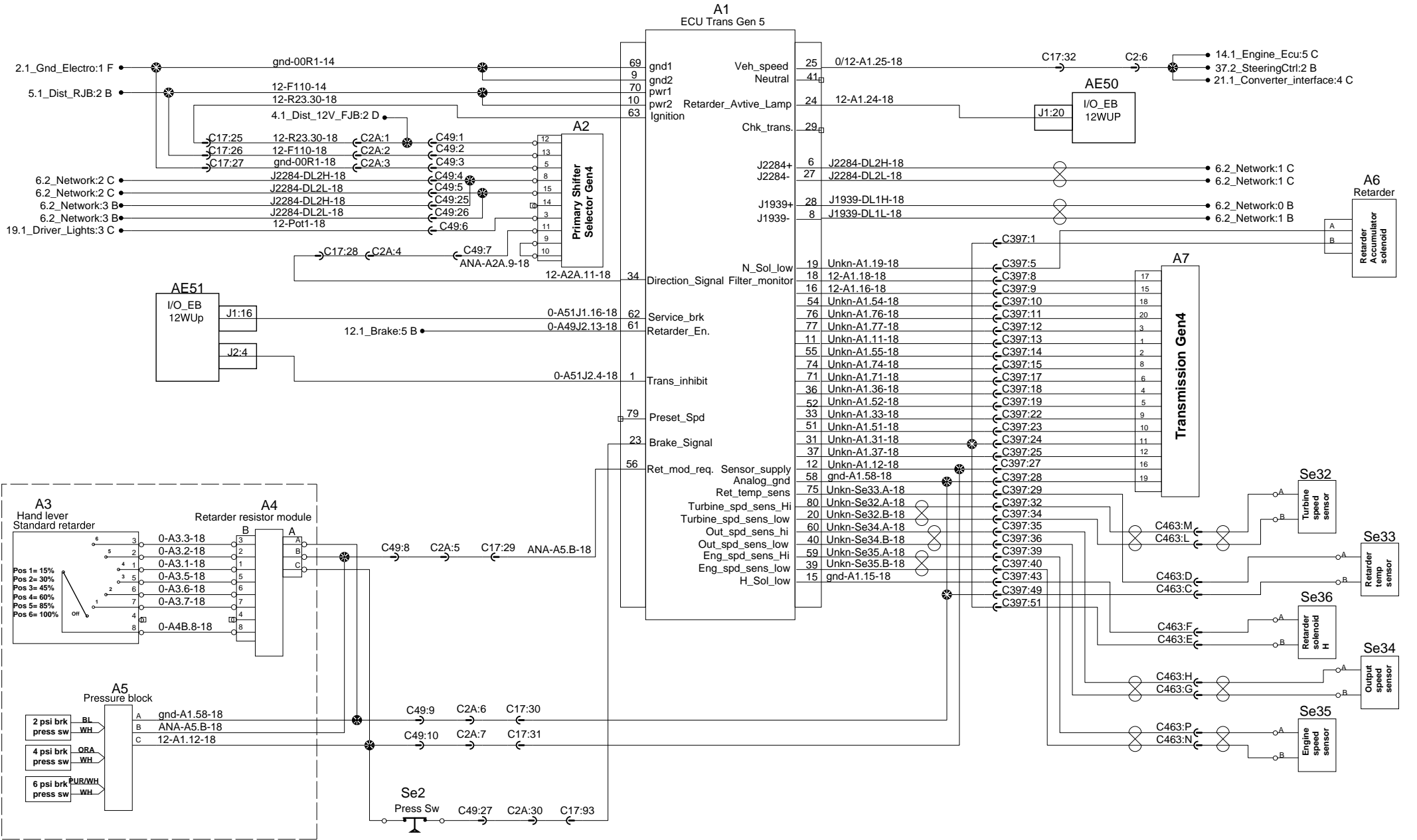




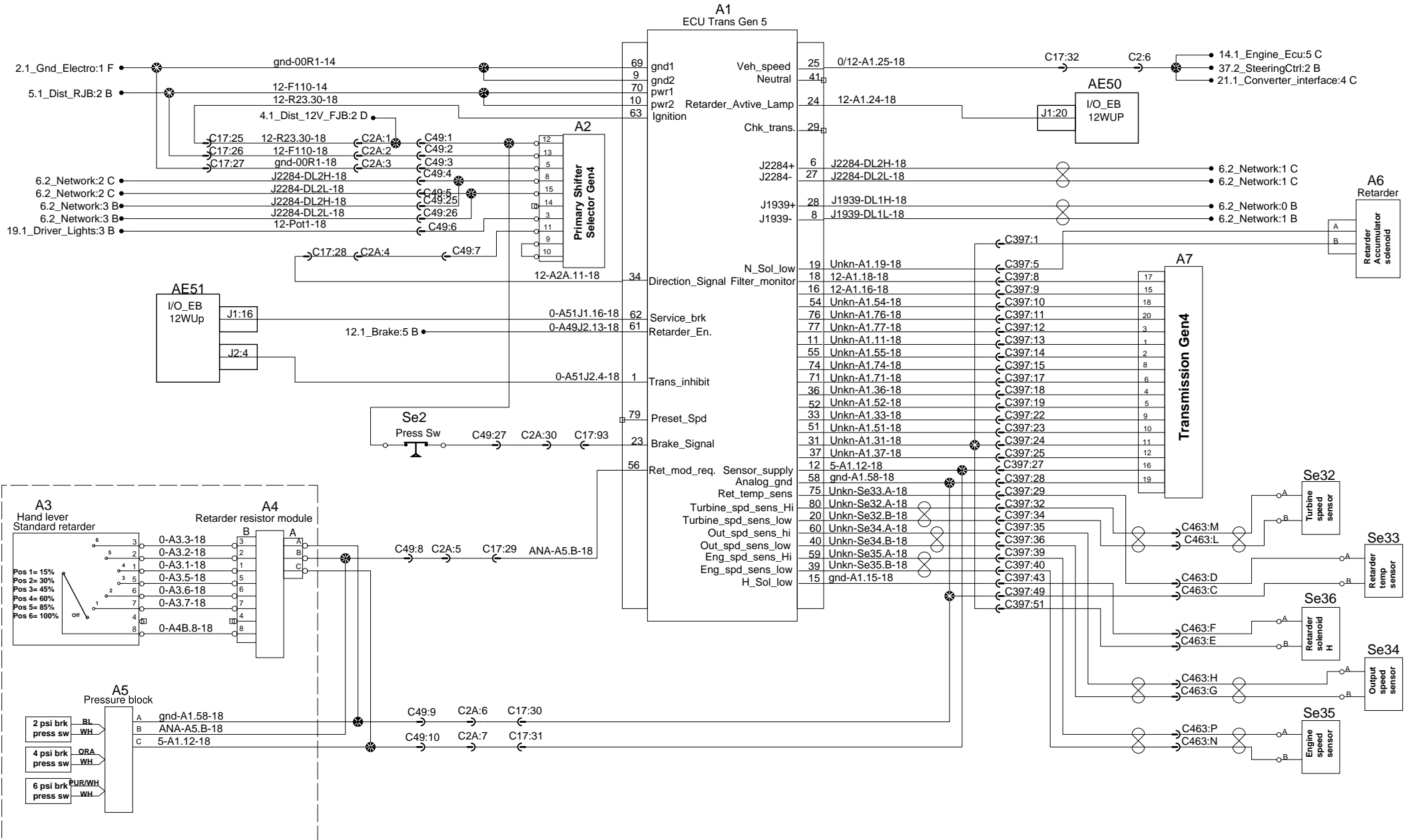
# Transmission Alisson Gen 5



# Transmission Alisson Gen 5

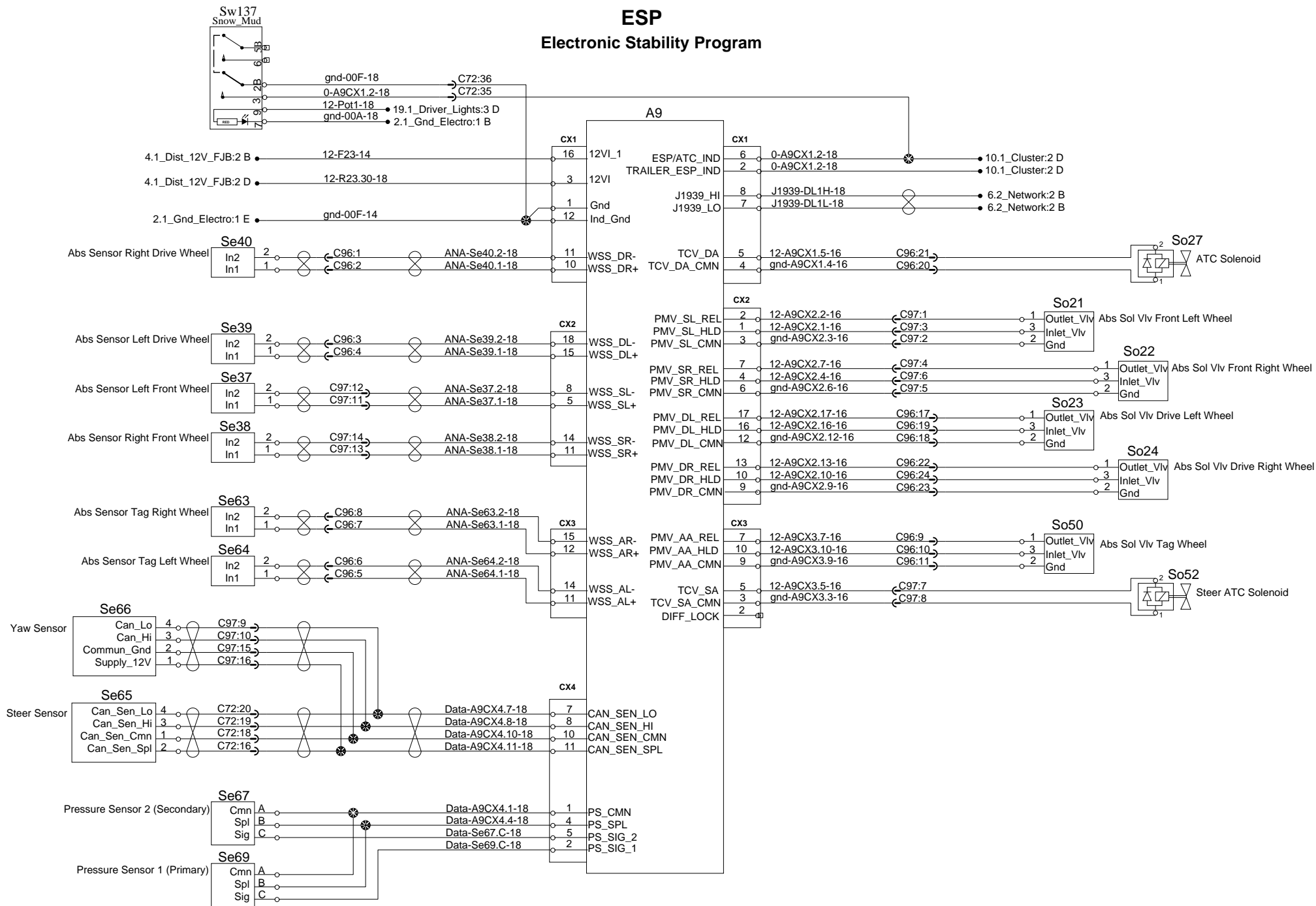


# Transmission Alisson Gen 5

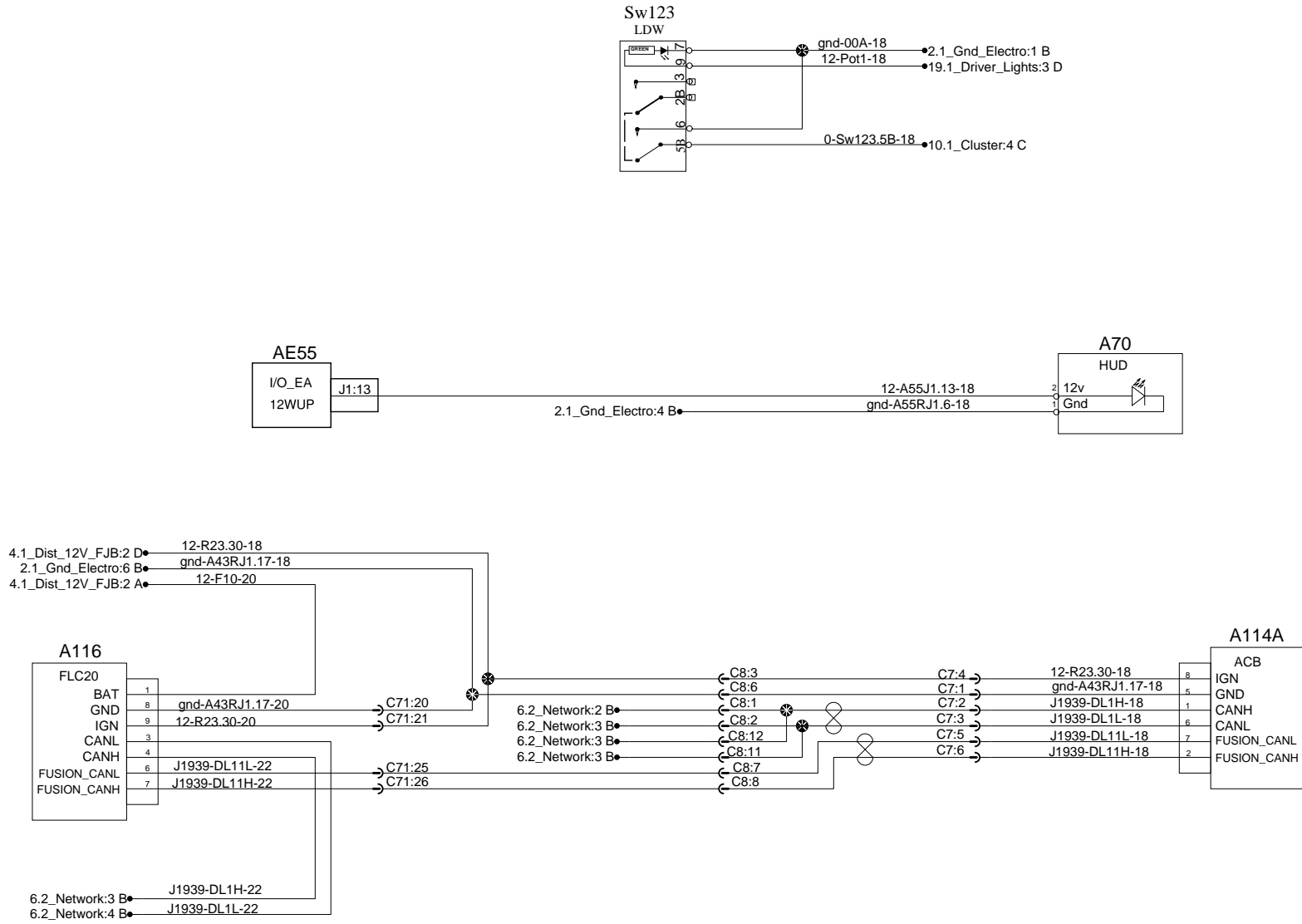




# ESP Electronic Stability Program



# Driver assist (FCM-ACC-LDW)



0

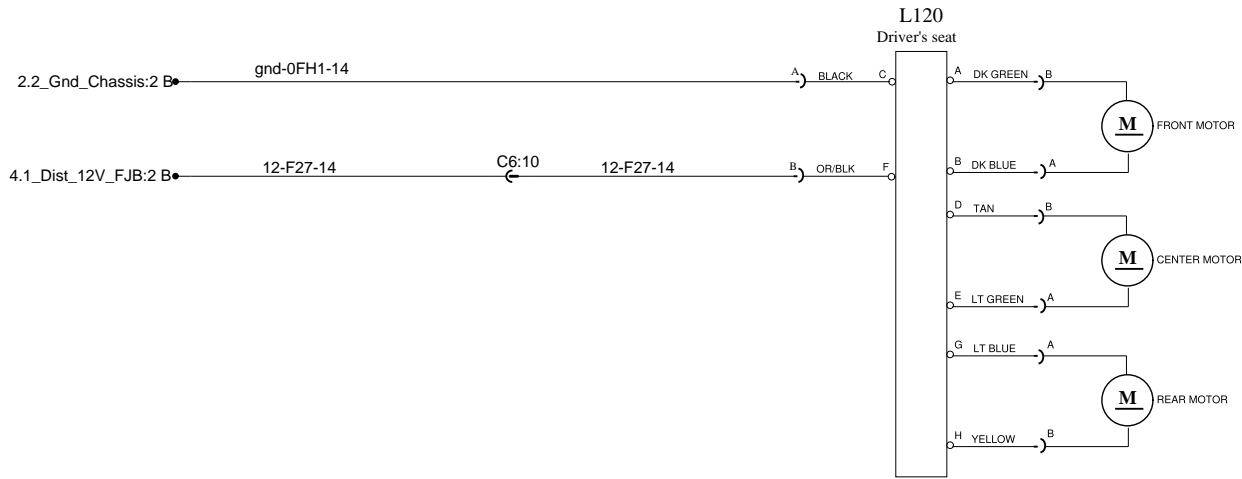
1

2

3

4

# Driver seat



0

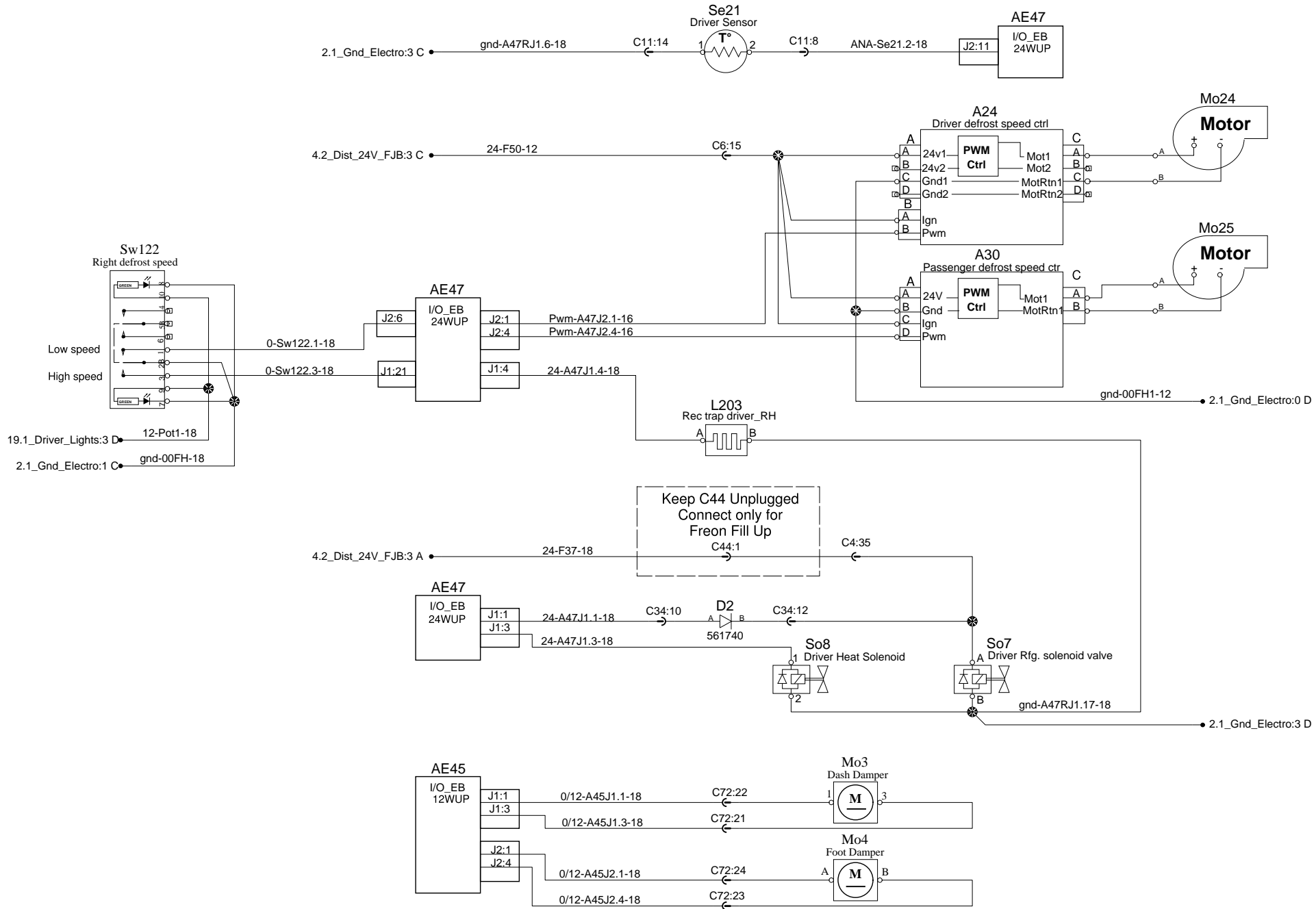
1

2

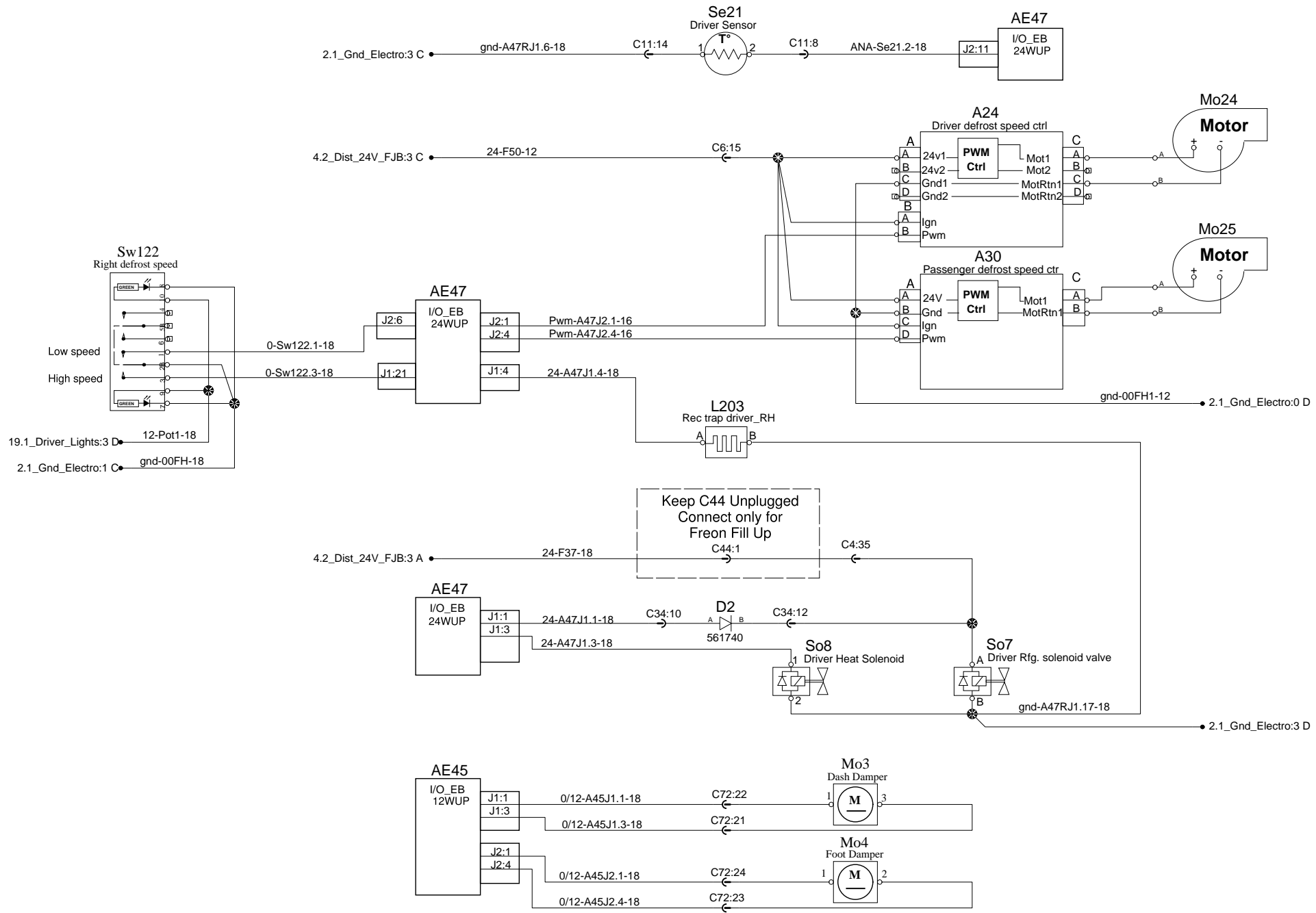
3

4

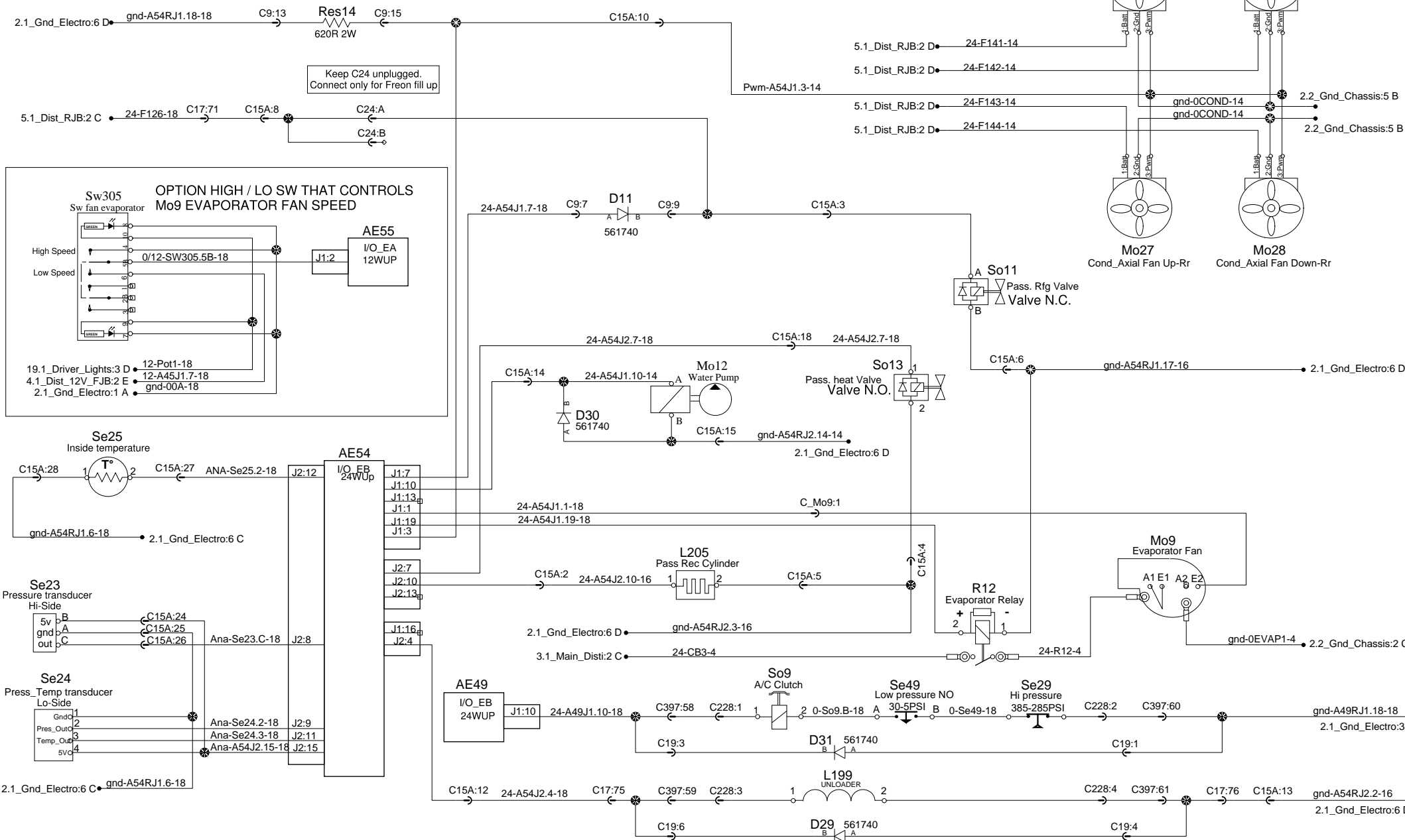
# HVAC defroster



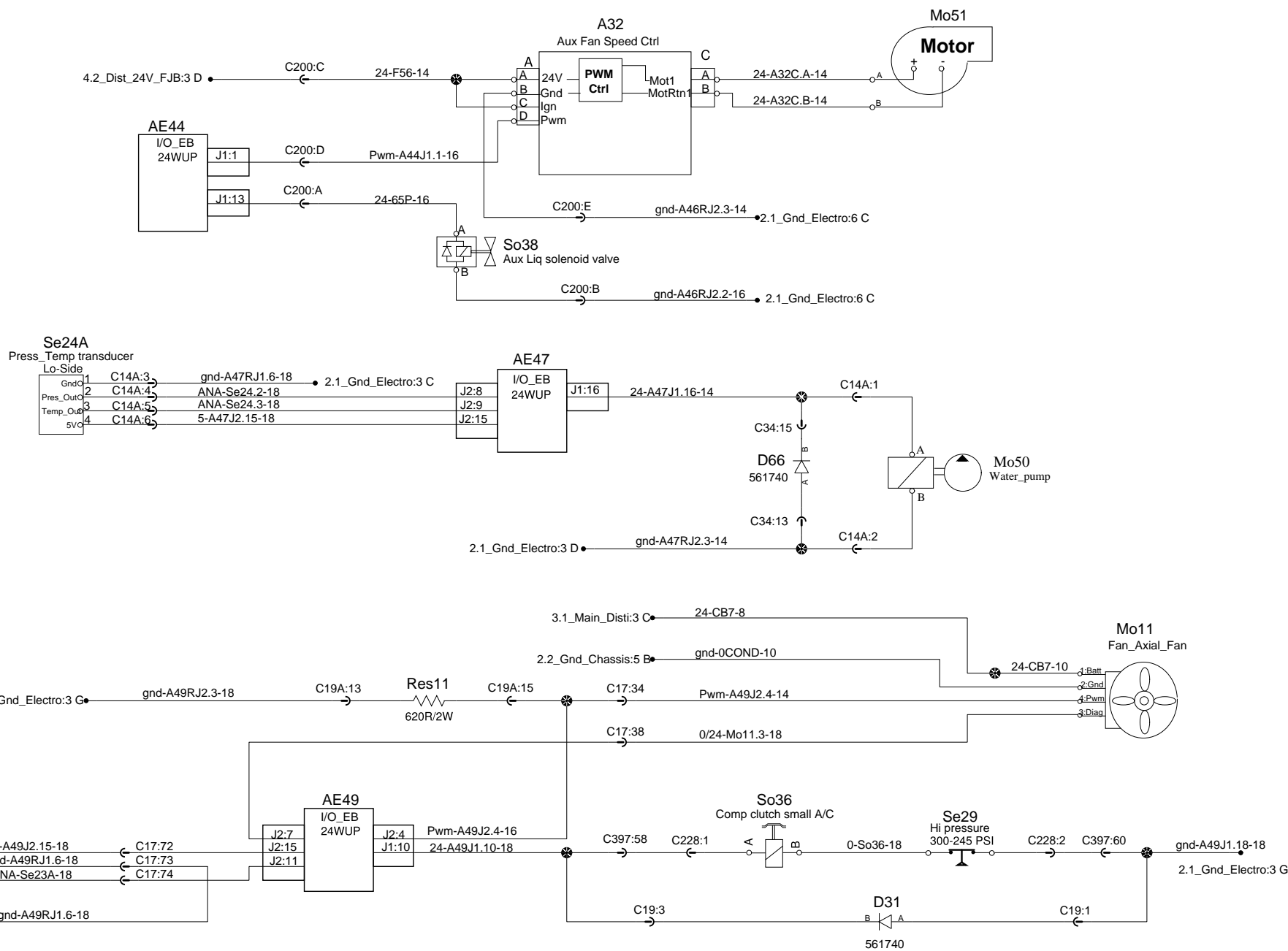
# HVAC defroster



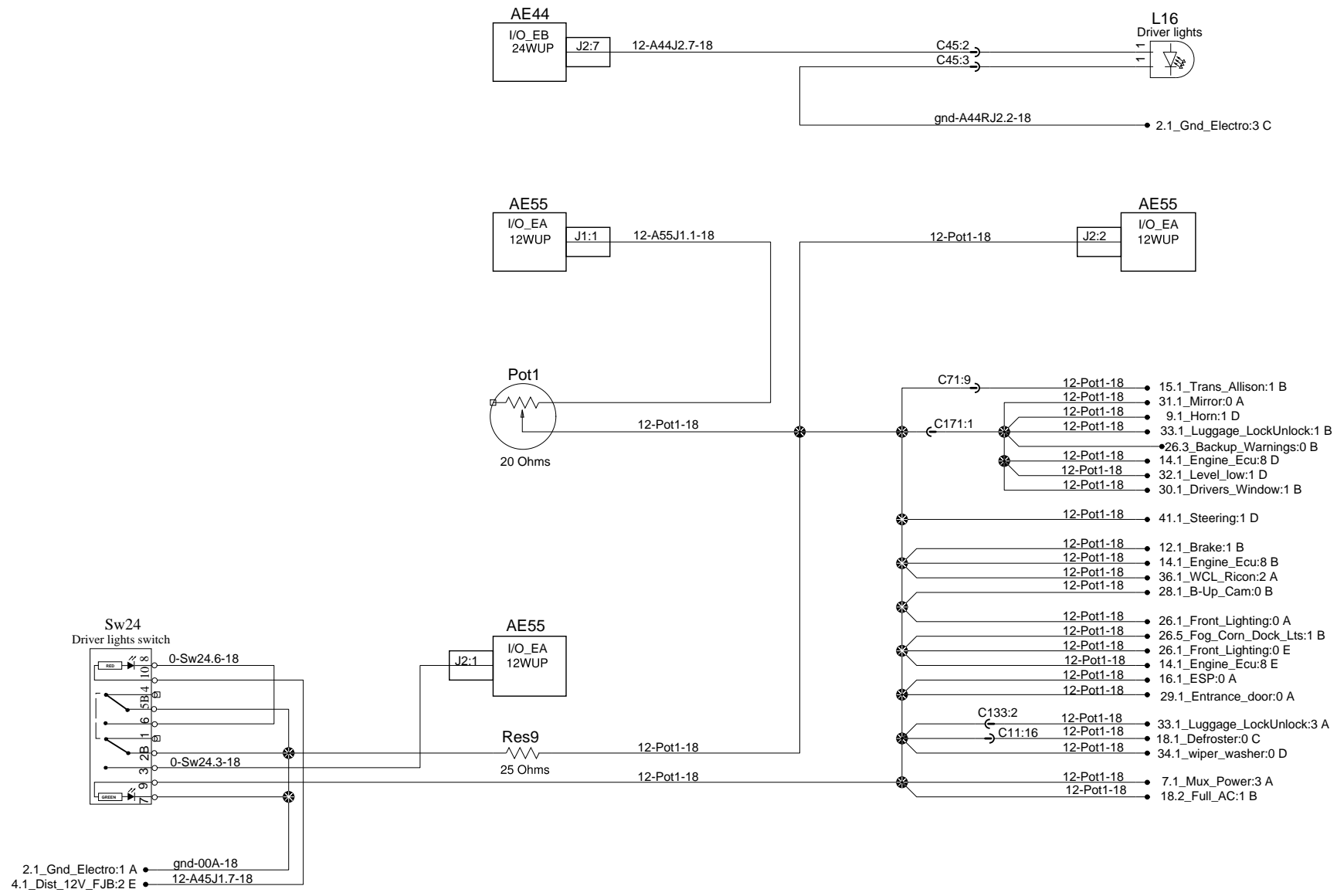
# Hvac passengers



# Small A/C

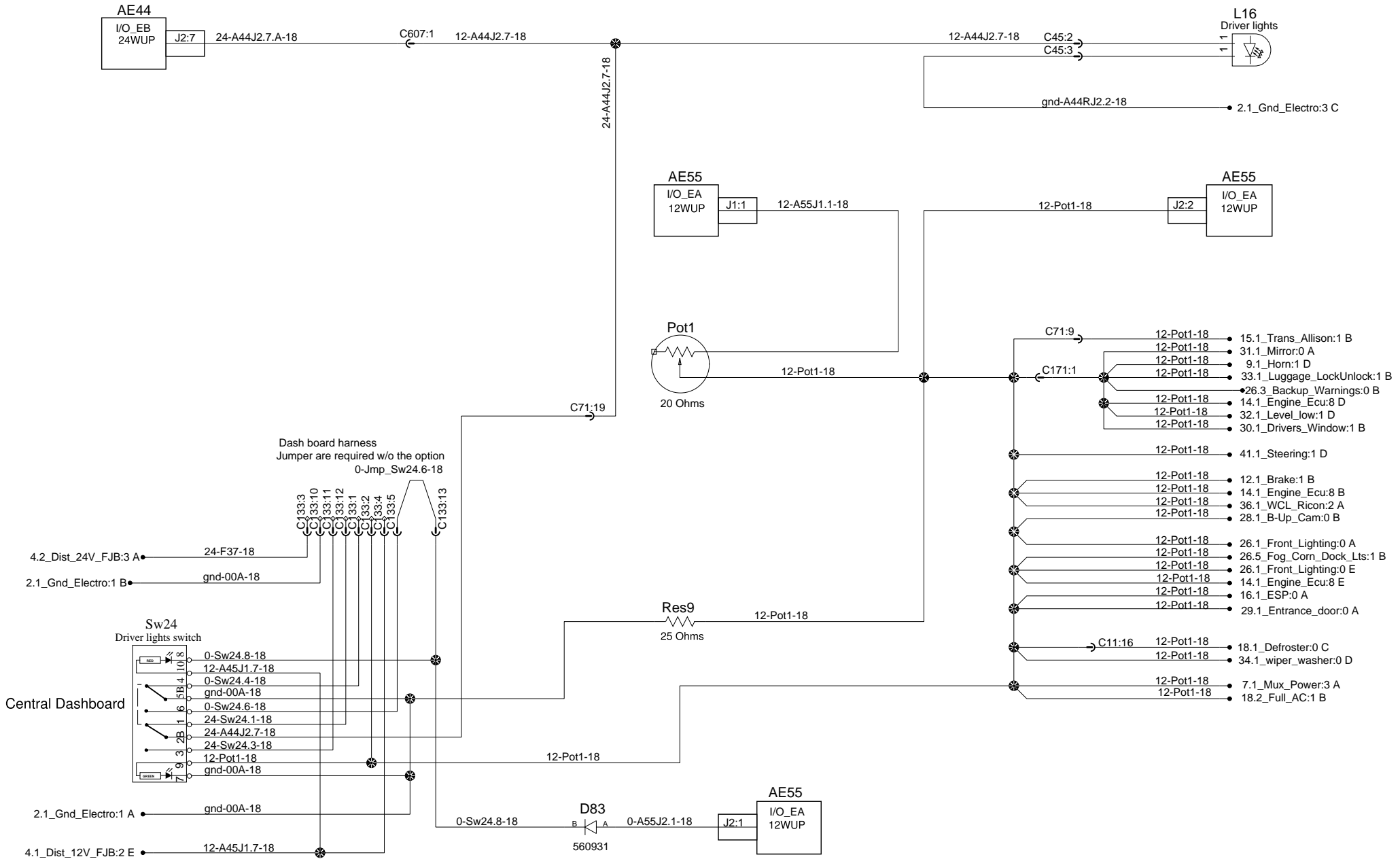


# Driver lights

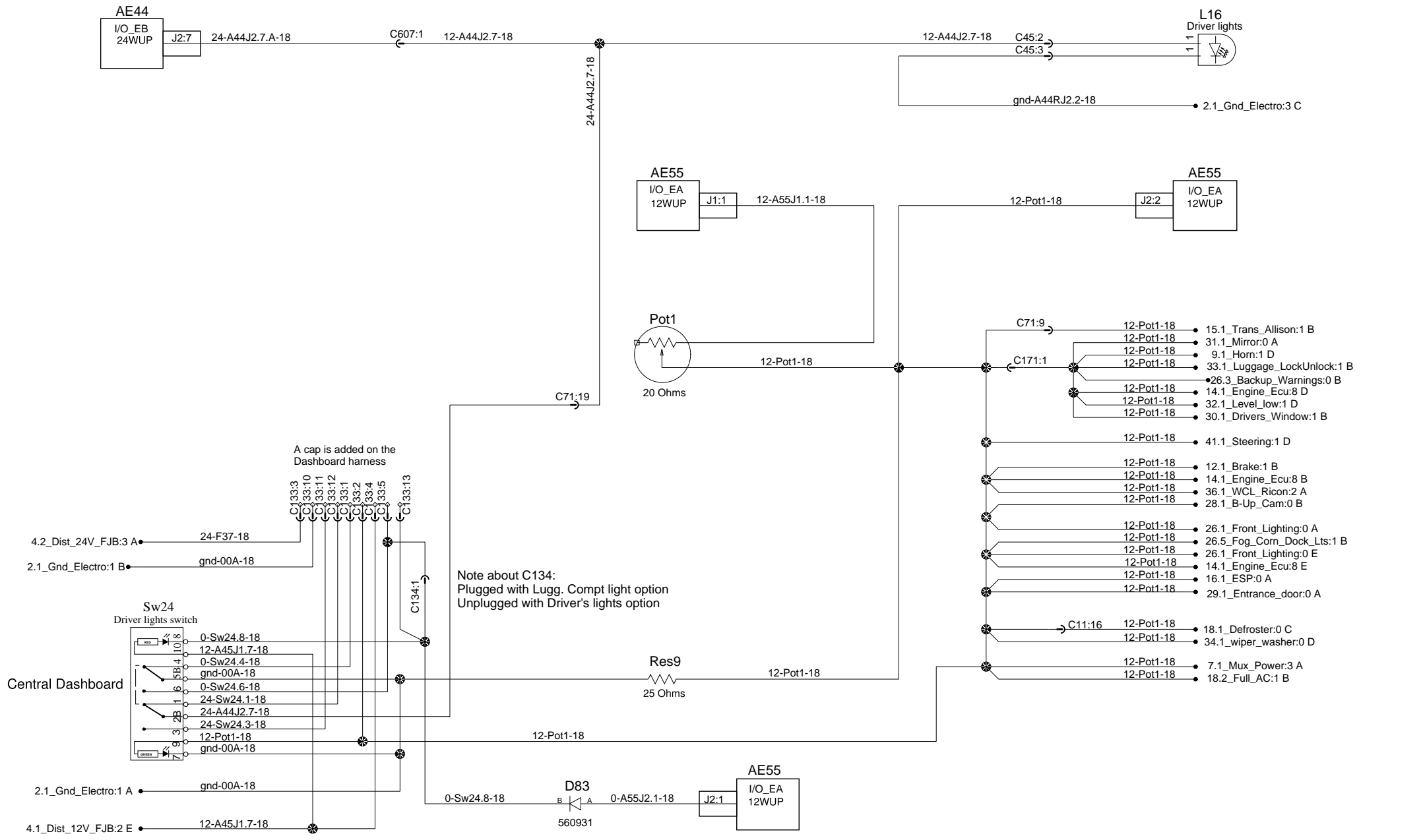




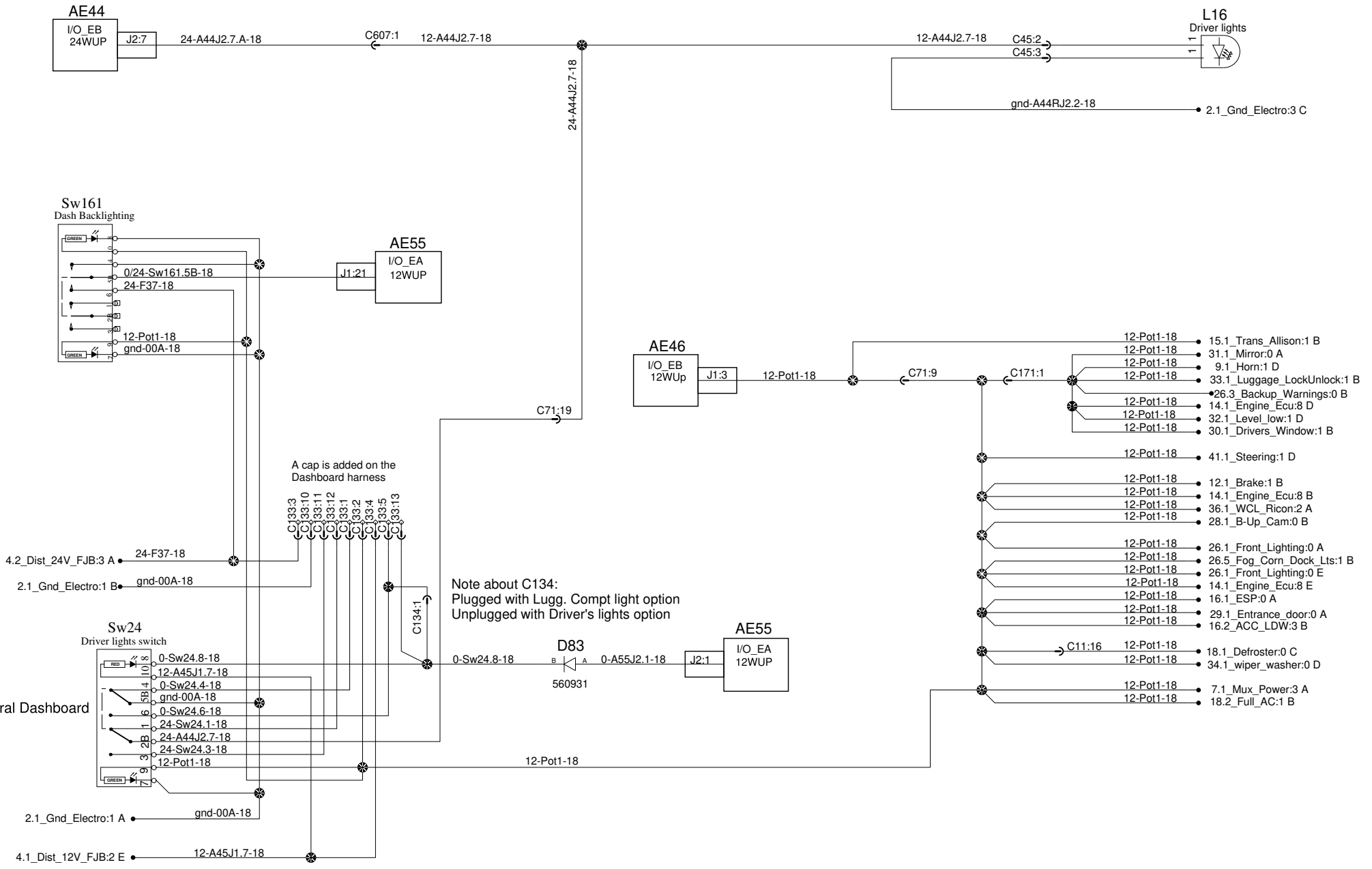
# Dash backlighting & Driver's lights



# Dash backlighting & Driver's lights

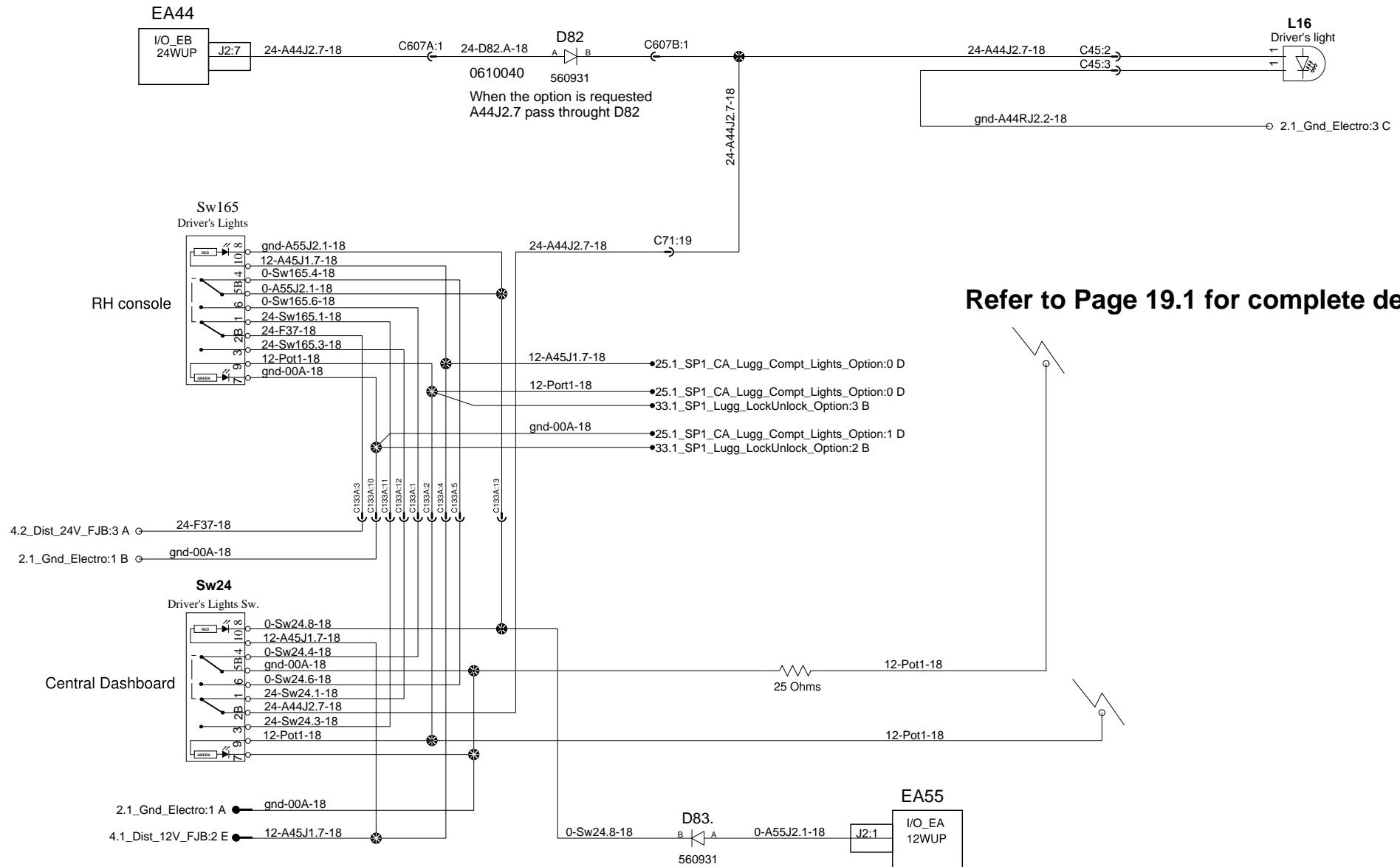


# Dash backlighting & Driver's lights

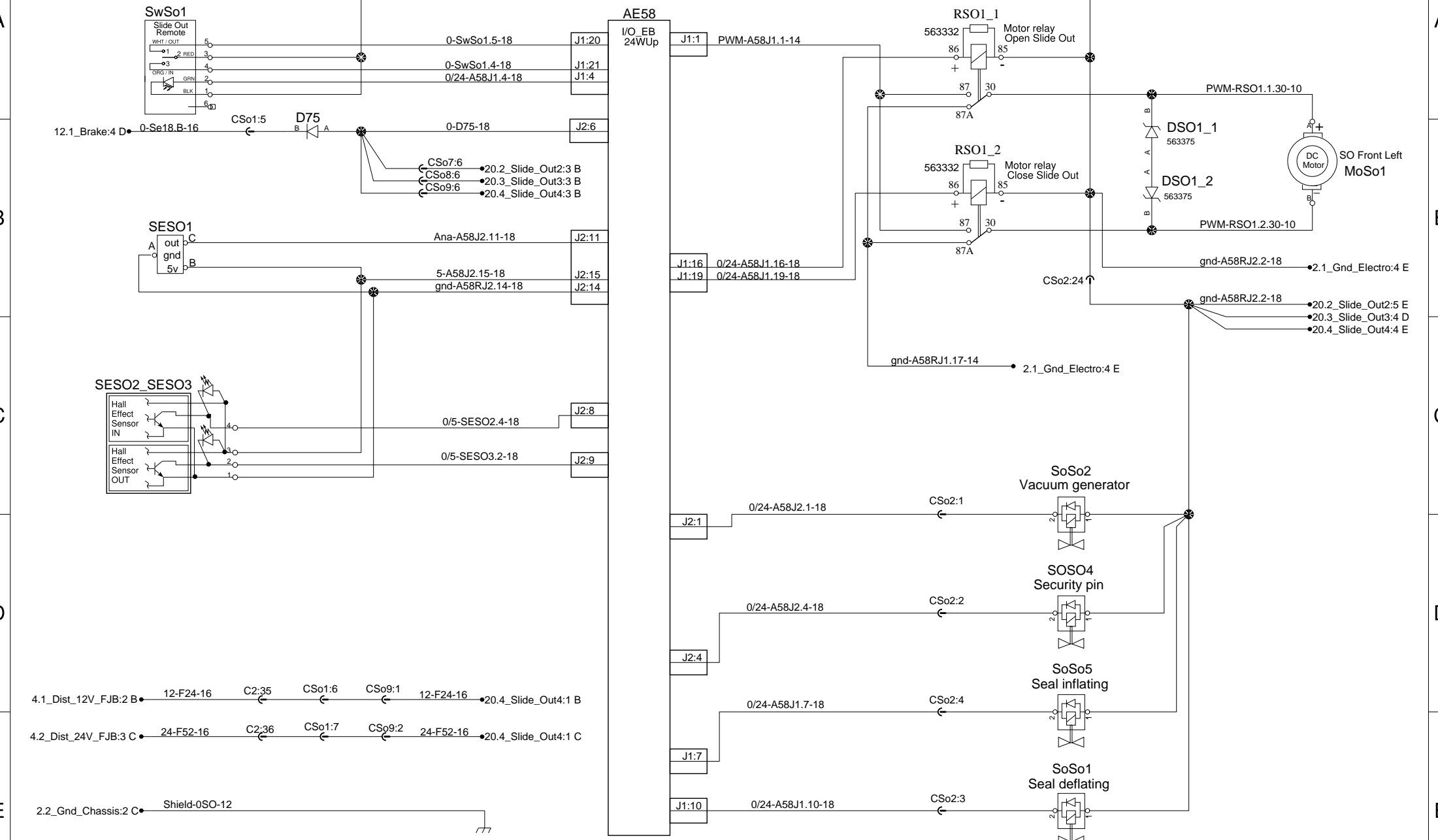


# Driver's Lights

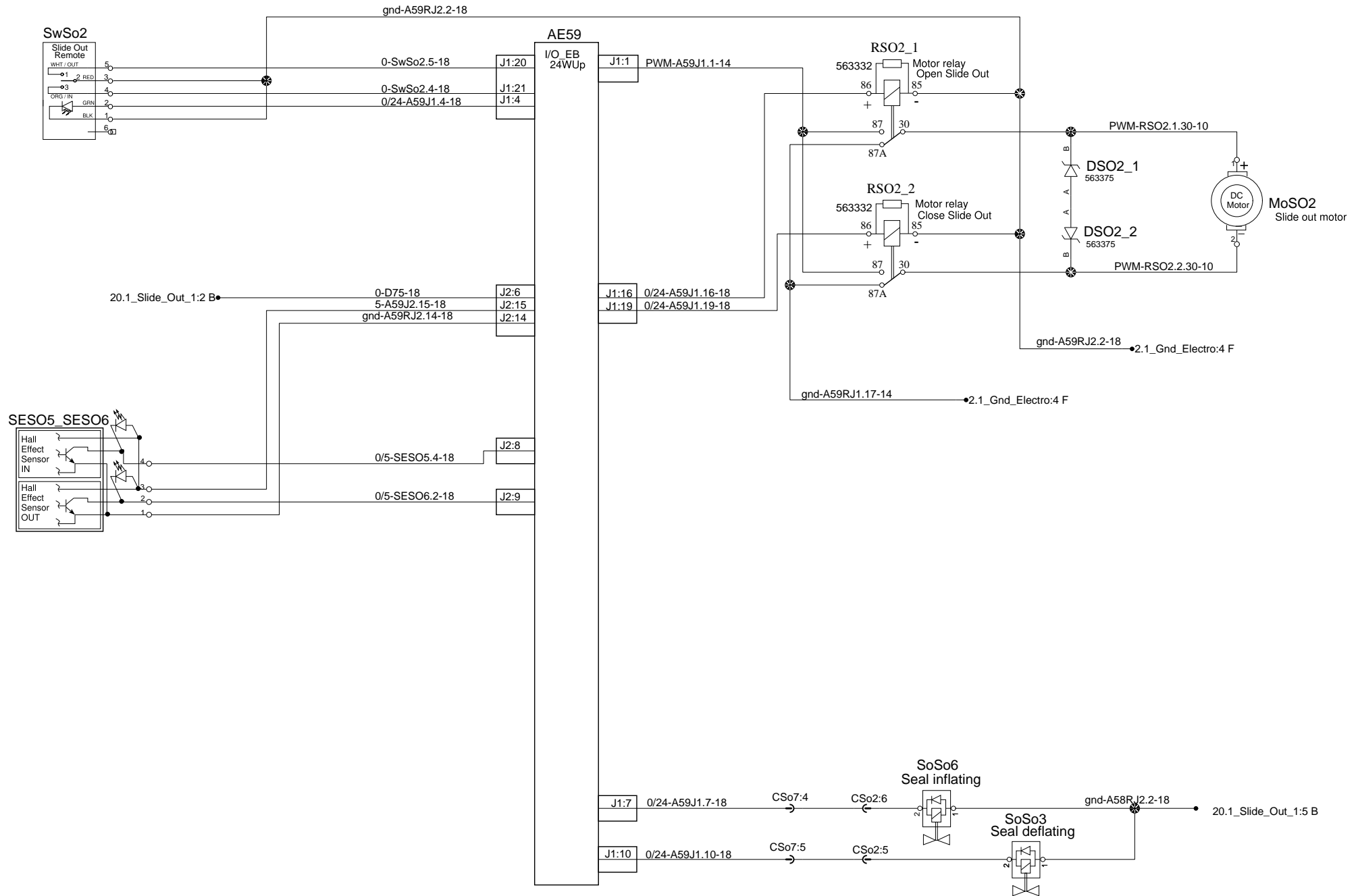
## Customer Adaptation RH Console Switch for Dirver's lighs

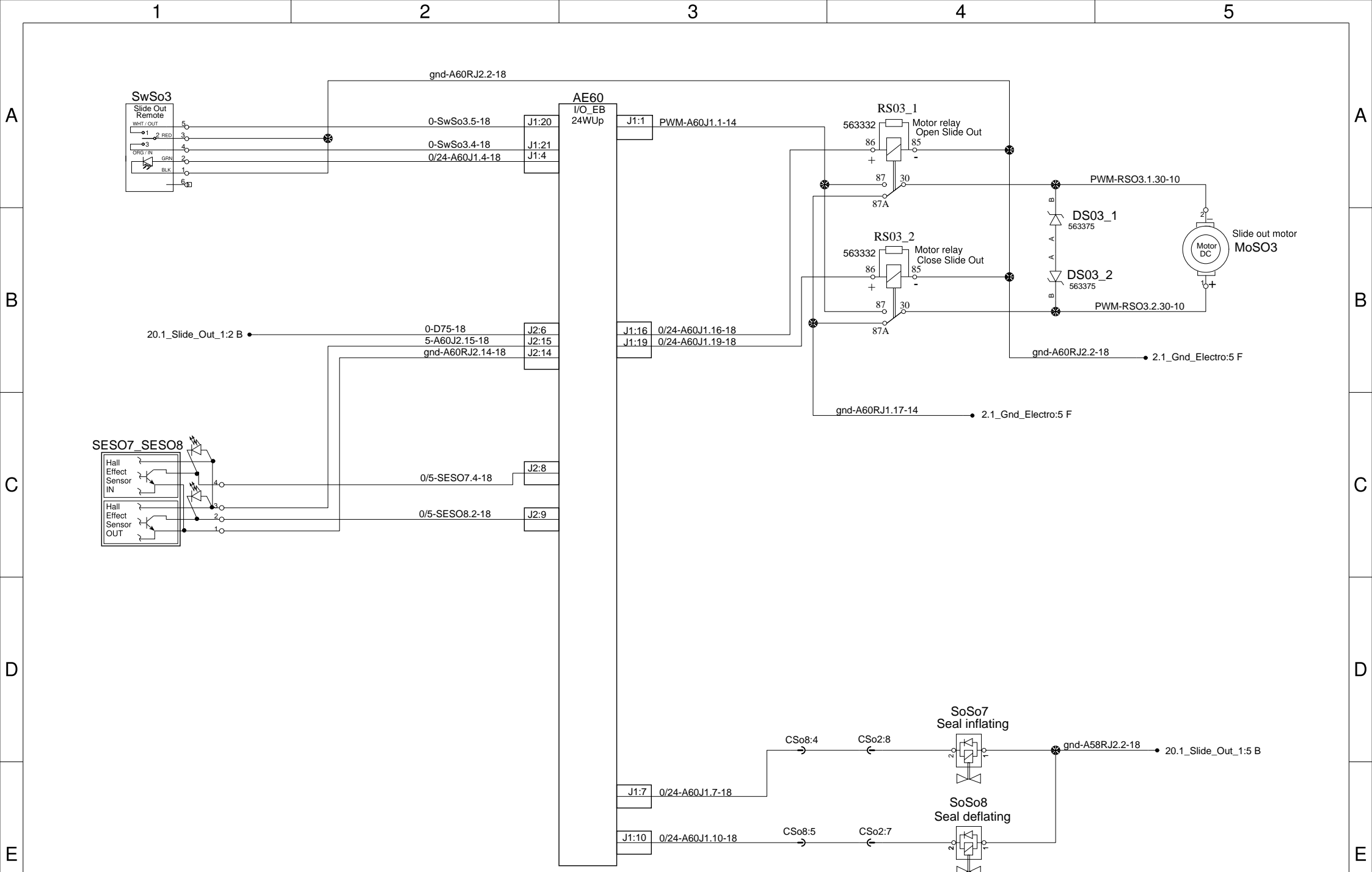


Front left Slide Out (Option)

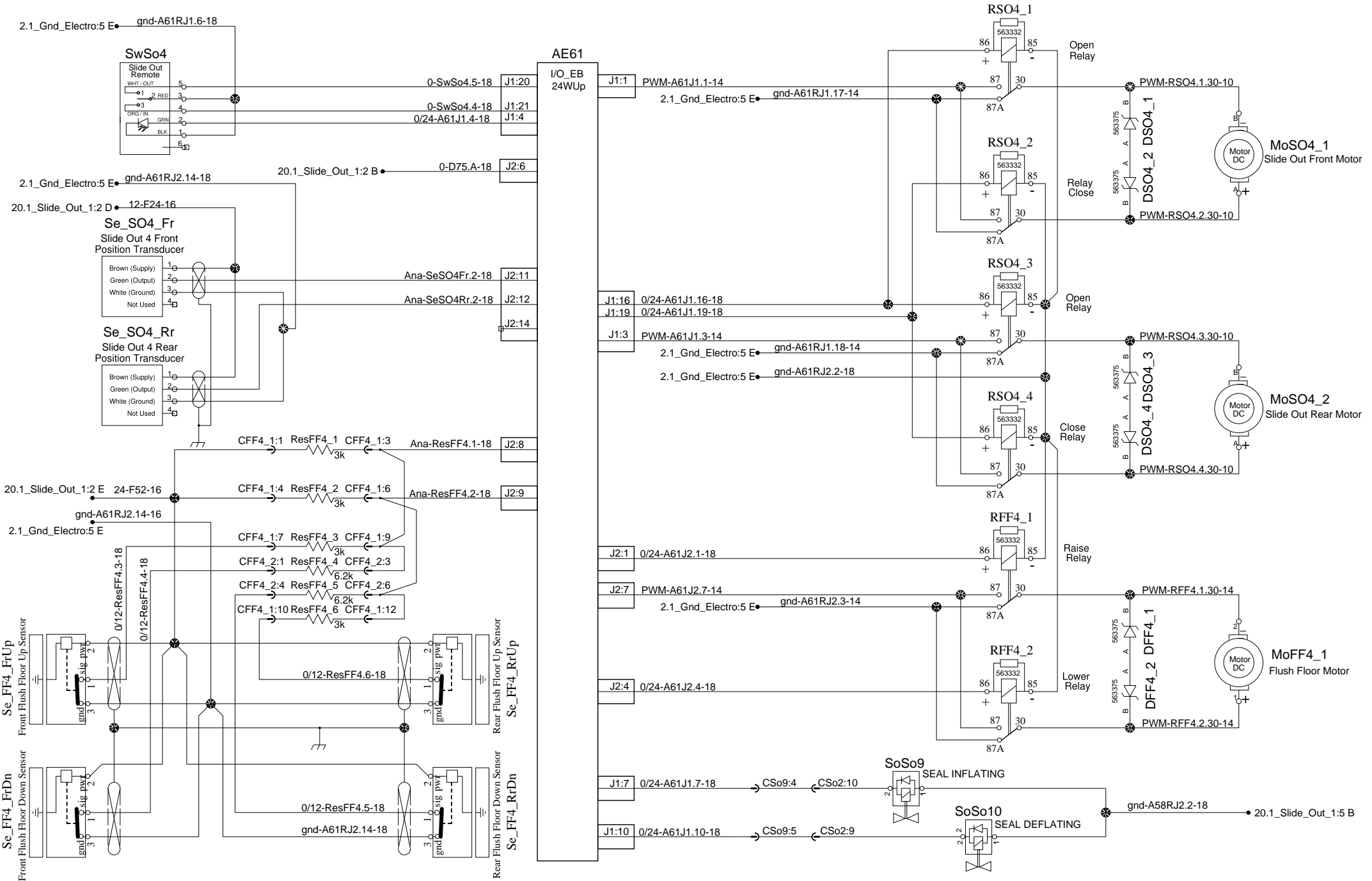


# Rear left Slide Out (Option)





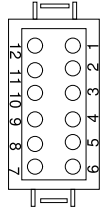
# FRONT RIGHT FLUSH FLOOR SLIDE OUT OPTION





# CONVERTER INTERFACE

Clnt1 (BLACK)

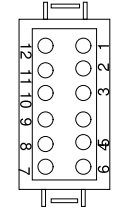


BACK OF CONNECTOR  
PREVOST PART 563227  
SOCKET TERMINALS 562482  
SECONDARY LOCK 563228

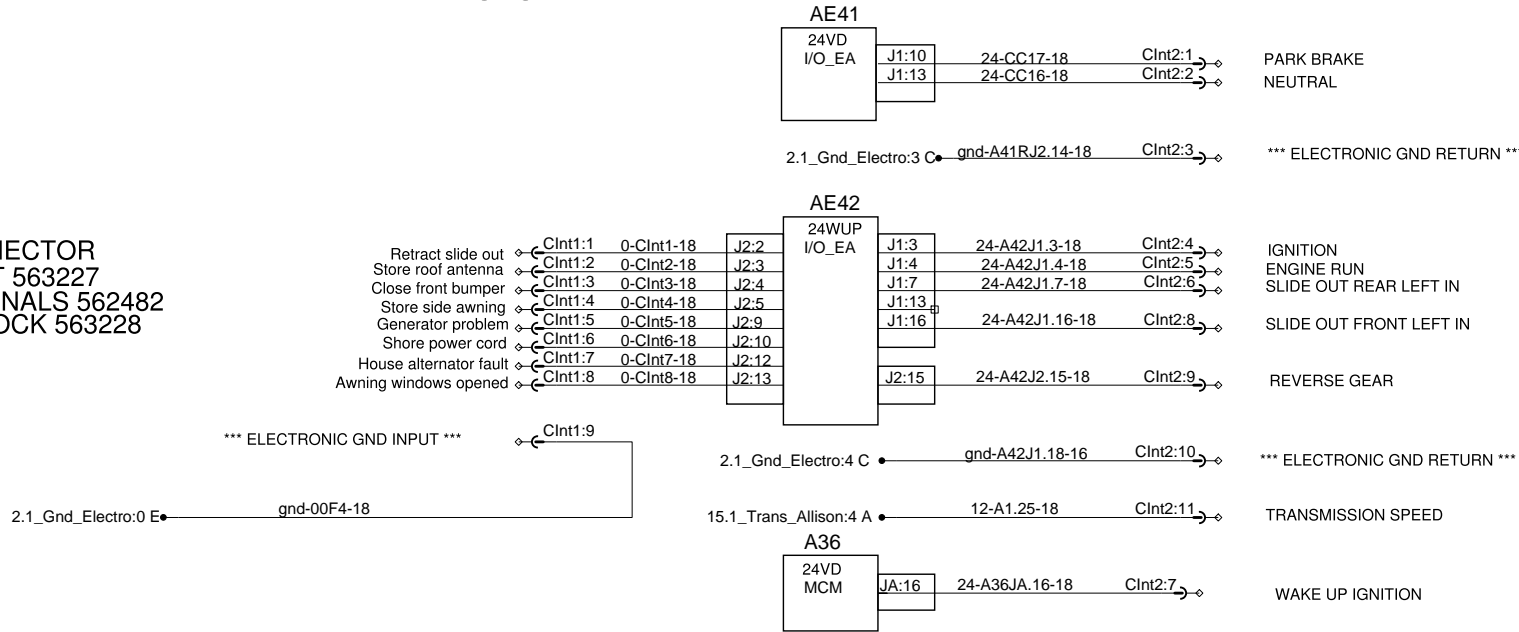
INPUTS

OUTPUT

Clnt2 (GREY)



BACK OF CONNECTOR  
PREVOST PART 563226  
SOCKET TERMINALS 562482  
SECONDARY LOCK 563228



## TYPICAL CIRCUIT I/OEA

### INPUT SPECIFICATION

**Active state (input contact closed):**

Sourcing current : 8mA  
Maximum allowed voltage drop across contact: 3V

**Inactive state(input contact open):**

Voltage on input:12V  
Maximum allowed leakage current across contact: 3ma

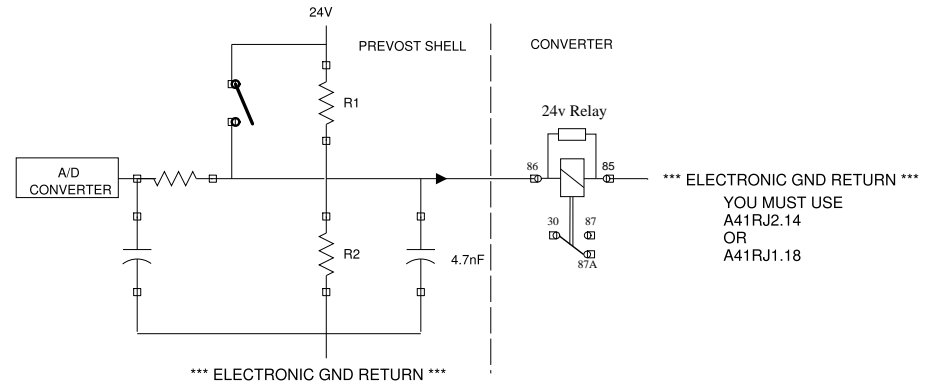
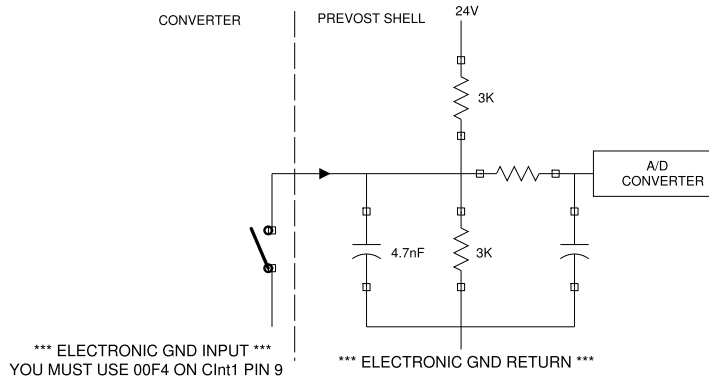
### OUTPUT SPECIFICATION

**Active state**

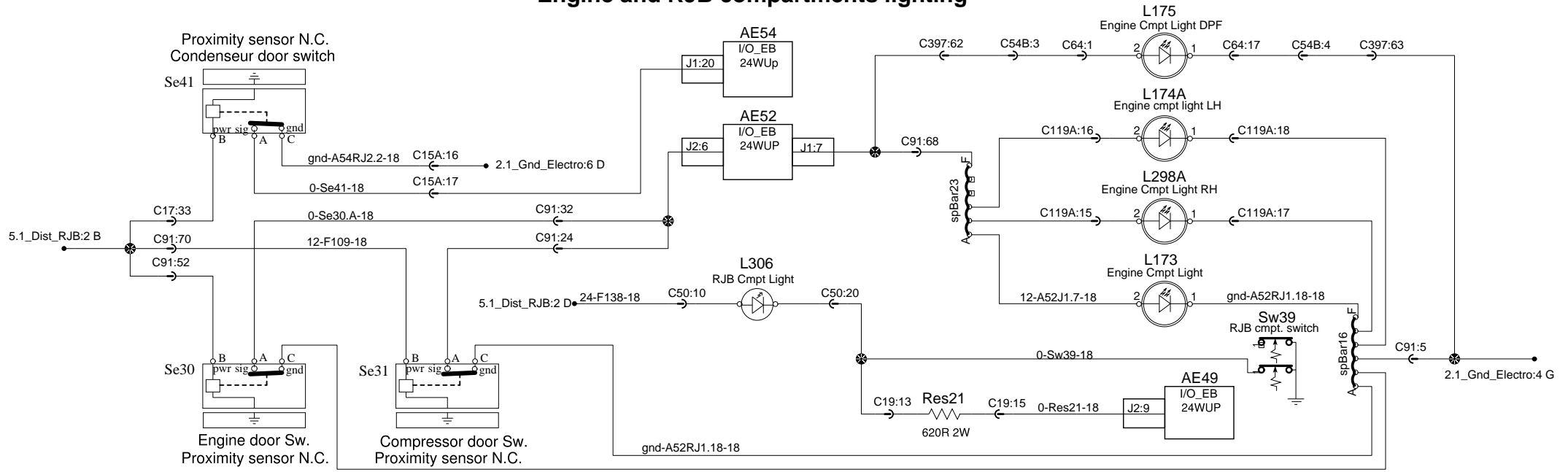
Maximum current: 1A I/OA /125ma MECM  
Minimum output voltage: 22.5V

**Inactive state**

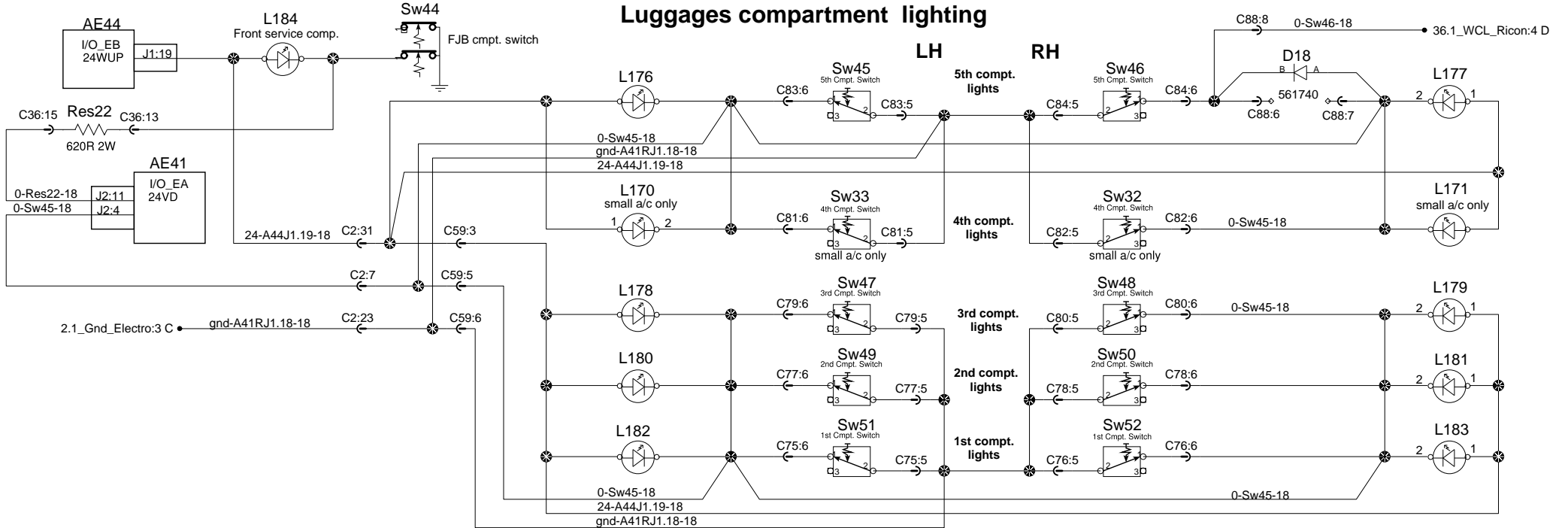
Open circuit voltage: 6v to 8v  
Leakage current: 0.8ma



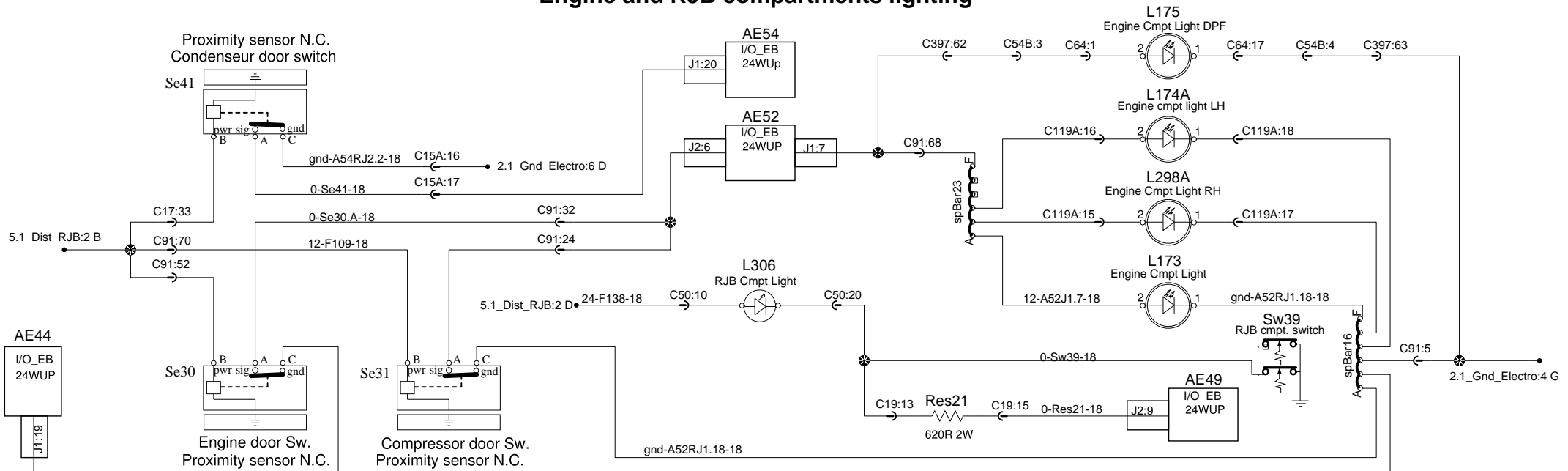
## Engine and RJB compartments lighting



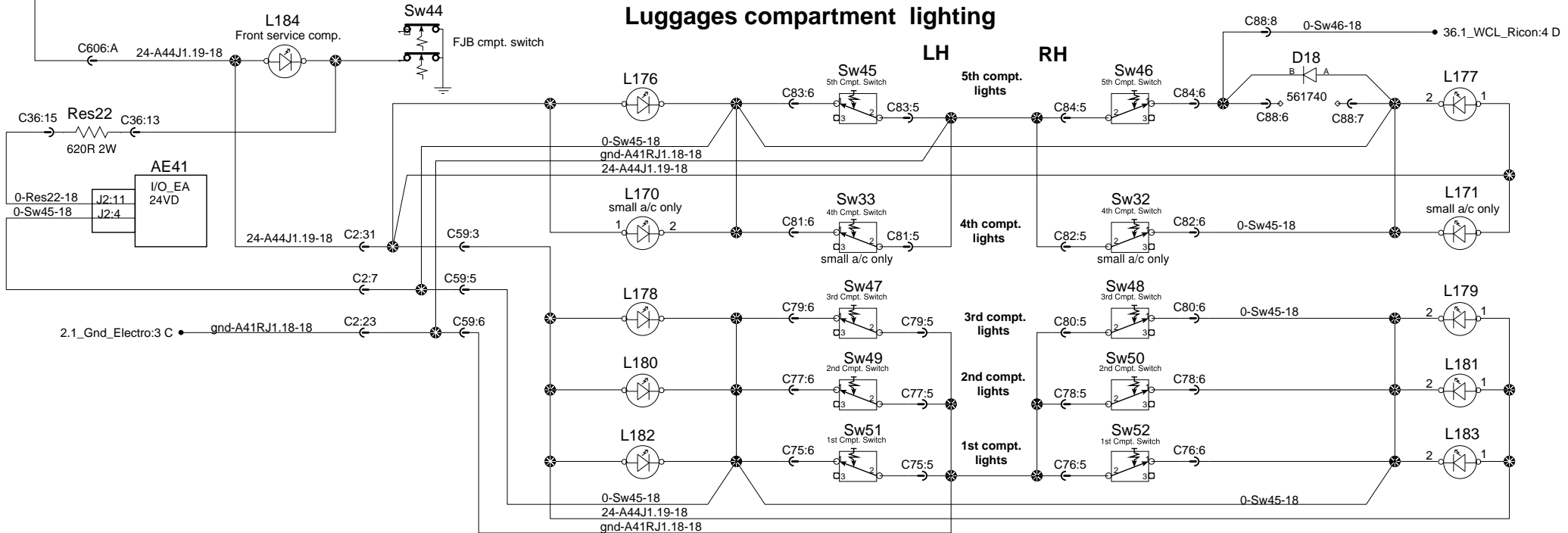
## Luggages compartment lighting



# Engine and RJB compartments lighting



# Luggages compartment lighting



# Engine and RJB lighting

## Customer Adaptation of luggages compartment lighting

A

A

B

B

C

C

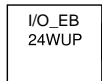
D

D

E

E

AE44



### Notice to converters

When the option is requested the converter has to provide 24VDC from home batteries on Term16 to prevent chassis batteries from being depleted (Refer to page 4.1 SP1)

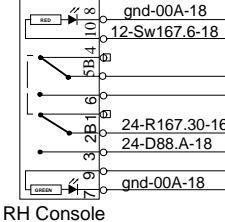
Sw167 Allows to turn ON/OFF the lugg. lamps anytime

4.1\_SP1\_CA\_Dist\_12V\_24V\_FJB:3 B



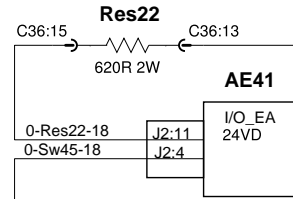
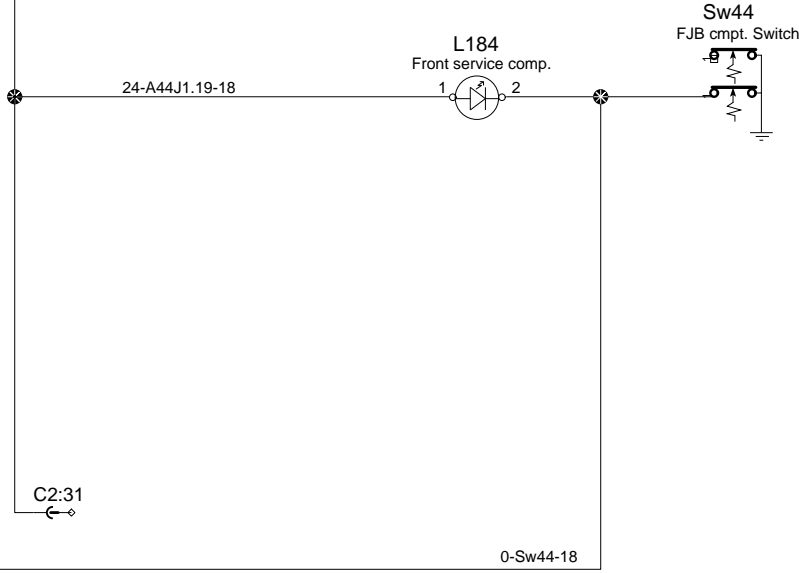
Sw167

Luggage Lights



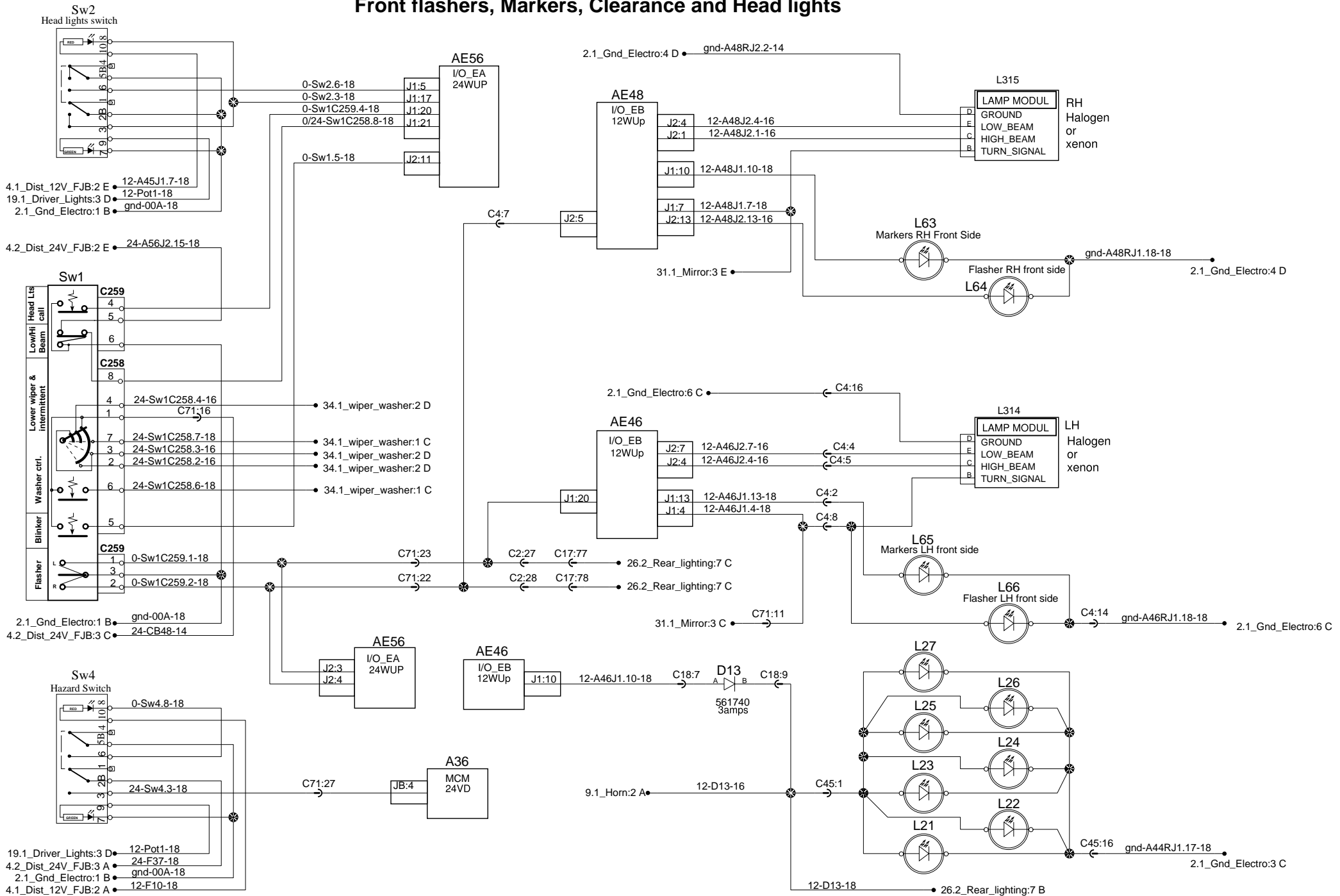
19.1\_SP1\_Driver\_Lights\_RH\_Cons\_Sw\_Option:1 C  
 19.1\_SP1\_Driver\_Lights\_RH\_Cons\_Sw\_Option:1 C  
 19.1\_SP1\_Driver\_Lights\_RH\_Cons\_Sw\_Option:1 C

### Lugg. compartment lighting

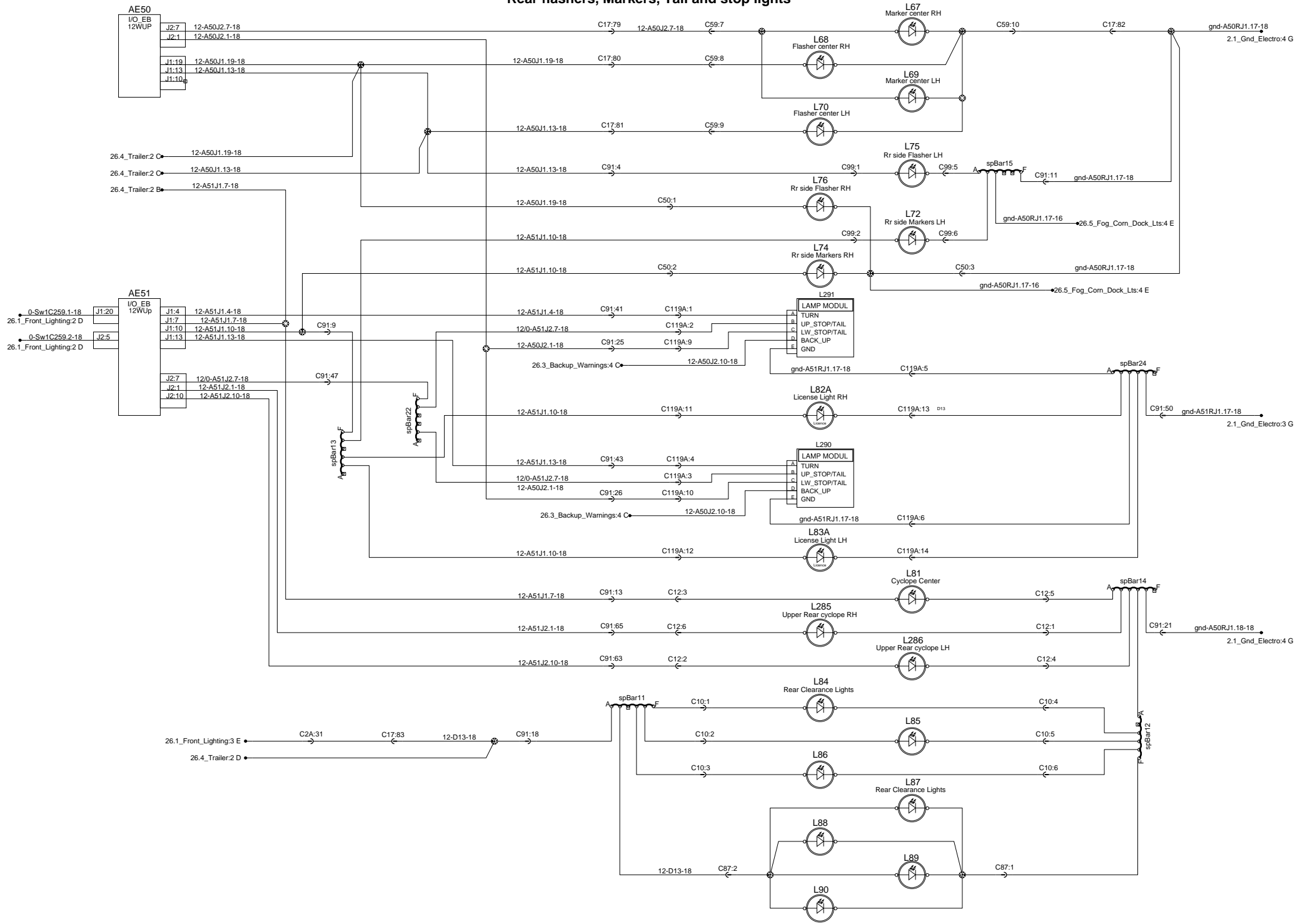


Refer to Page 25.1 for complete details

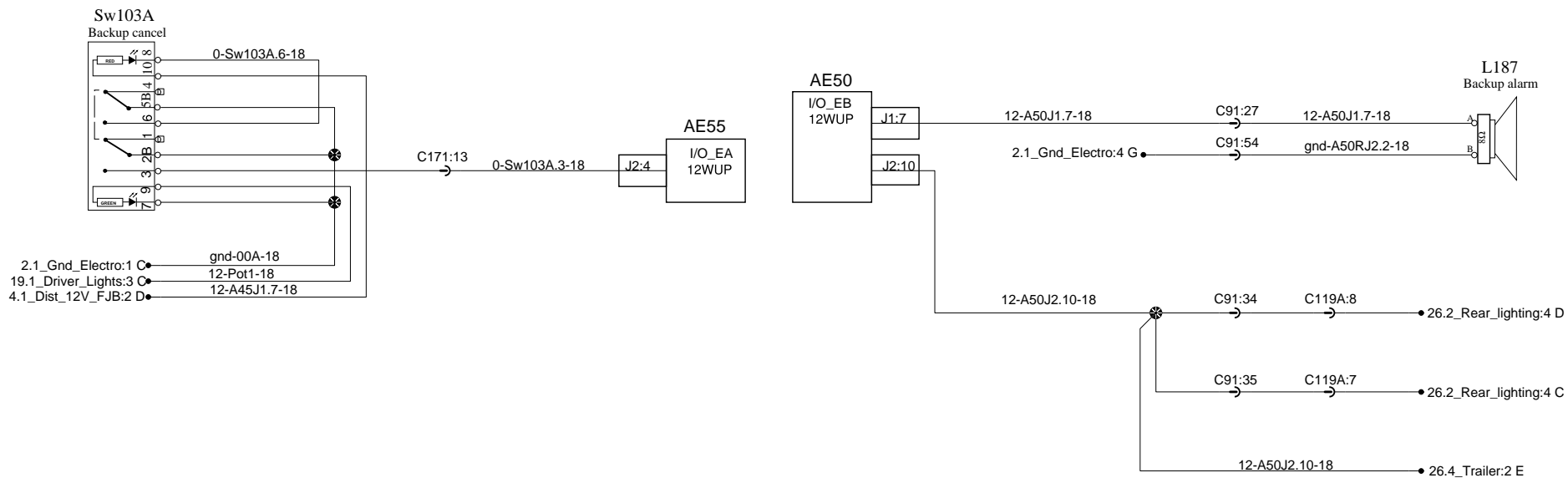
# Front flashers, Markers, Clearance and Head lights



# Rear flashers, Markers, and stop lights

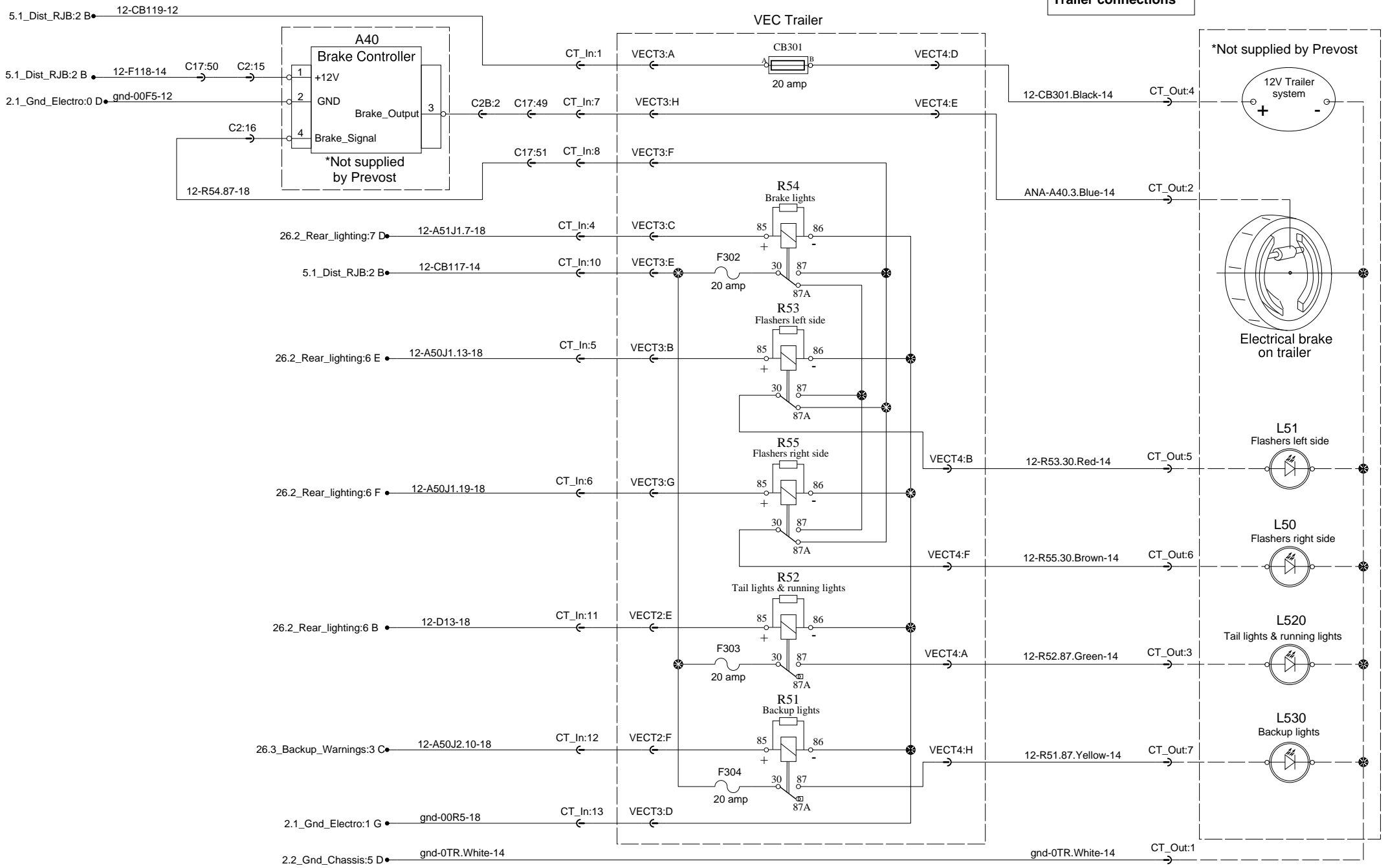


# Backup warnings



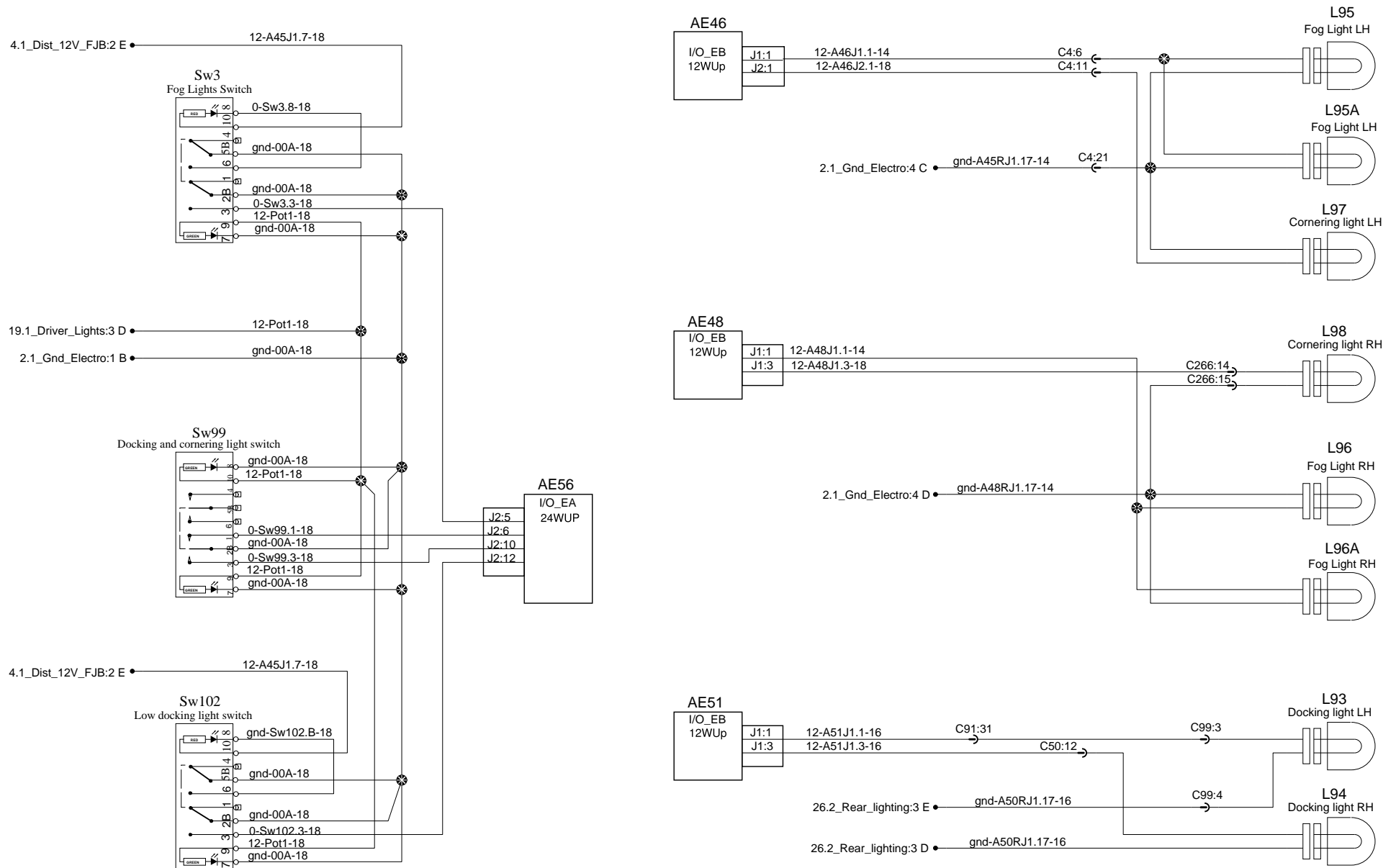
# Trailer interface

**7-way RV style  
Trailer connections**





# Cornering and Fog lights



0

1

2

3

4

# Windows ajar

Luggages compt. 1

Luggages compt. 2

Luggages compt. 5

RH

Mo56  
Rear right window

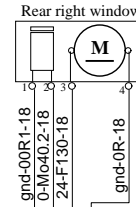
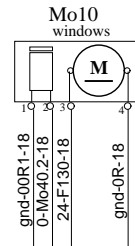
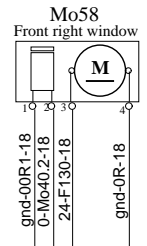
Luggages compt. 4

Luggages compt. 3

5.1\_Dist\_RJB:2 C  
2.2\_Gnd\_Chassis:6 B

C17:88  
C17:85

C59:17 24-F130-14  
C59:19 gnd-0R-14



C554:1  
C554:2  
C554:3  
C554:4

C553:1  
C553:2  
C553:3  
C553:4

C552:1  
C552:2  
C552:3  
C552:4

C551:1  
C551:2  
C551:3  
C551:4

C550:1  
C550:2  
C550:3  
C550:4

C17:86  
C17:87

C59:20 0-Mo40.2-18  
C59:18 gnd-00R1-18

gnd-0R-14  
24-F130-14  
0-Mo40.2-18  
gnd-00R1-18

gnd-00R1-18  
0-Mo40.2-18  
24-F130-14  
gnd-0R-14

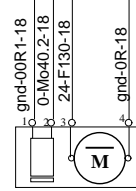
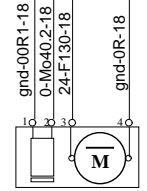
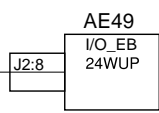
C555:1  
C555:2  
C555:3  
C555:4

C556:1  
C556:2  
C556:3  
C556:4

C557:1  
C557:2  
C557:3  
C557:4

C558:1  
C558:2  
C558:3  
C558:4

C559:1  
C559:2  
C559:3  
C559:4



Luggages compt. 1

Luggages compt. 2

Luggages compt. 4

Luggages compt. 5

LH

A

A

B

B

C

C

D

D

E

E

0

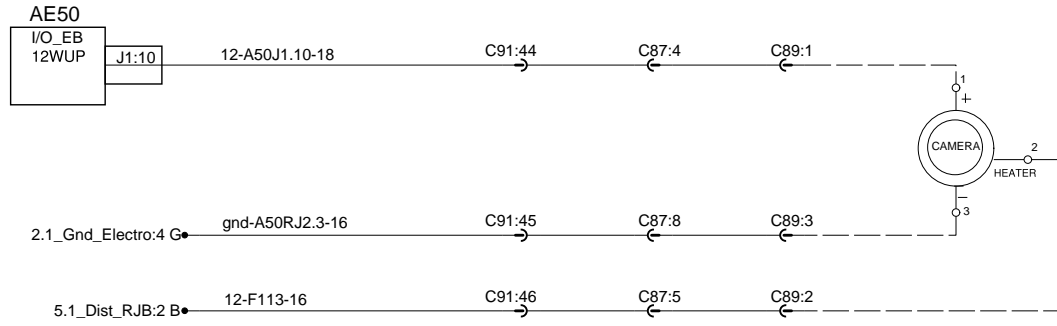
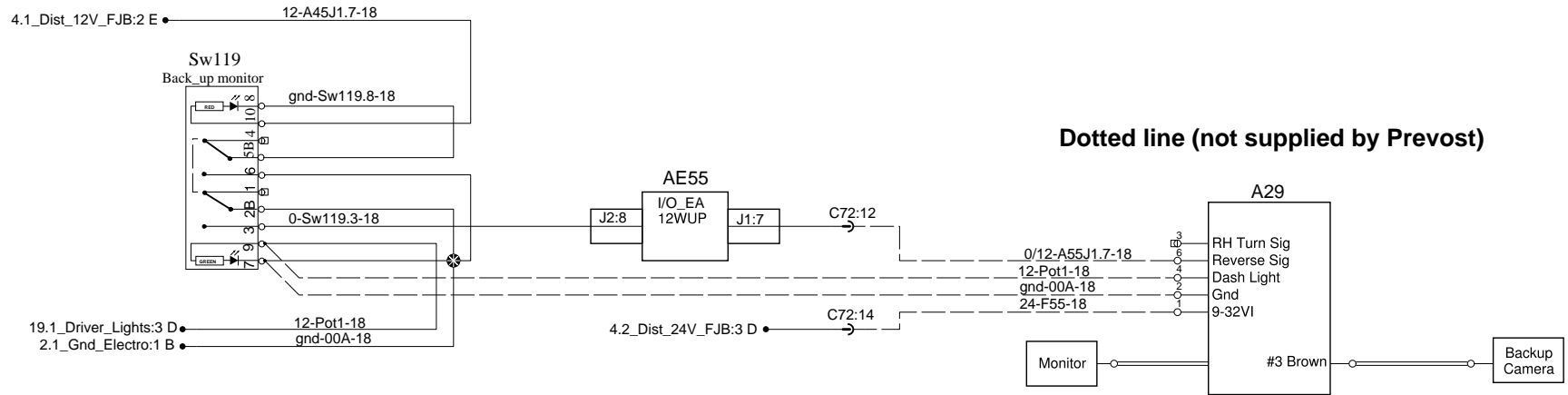
1

2

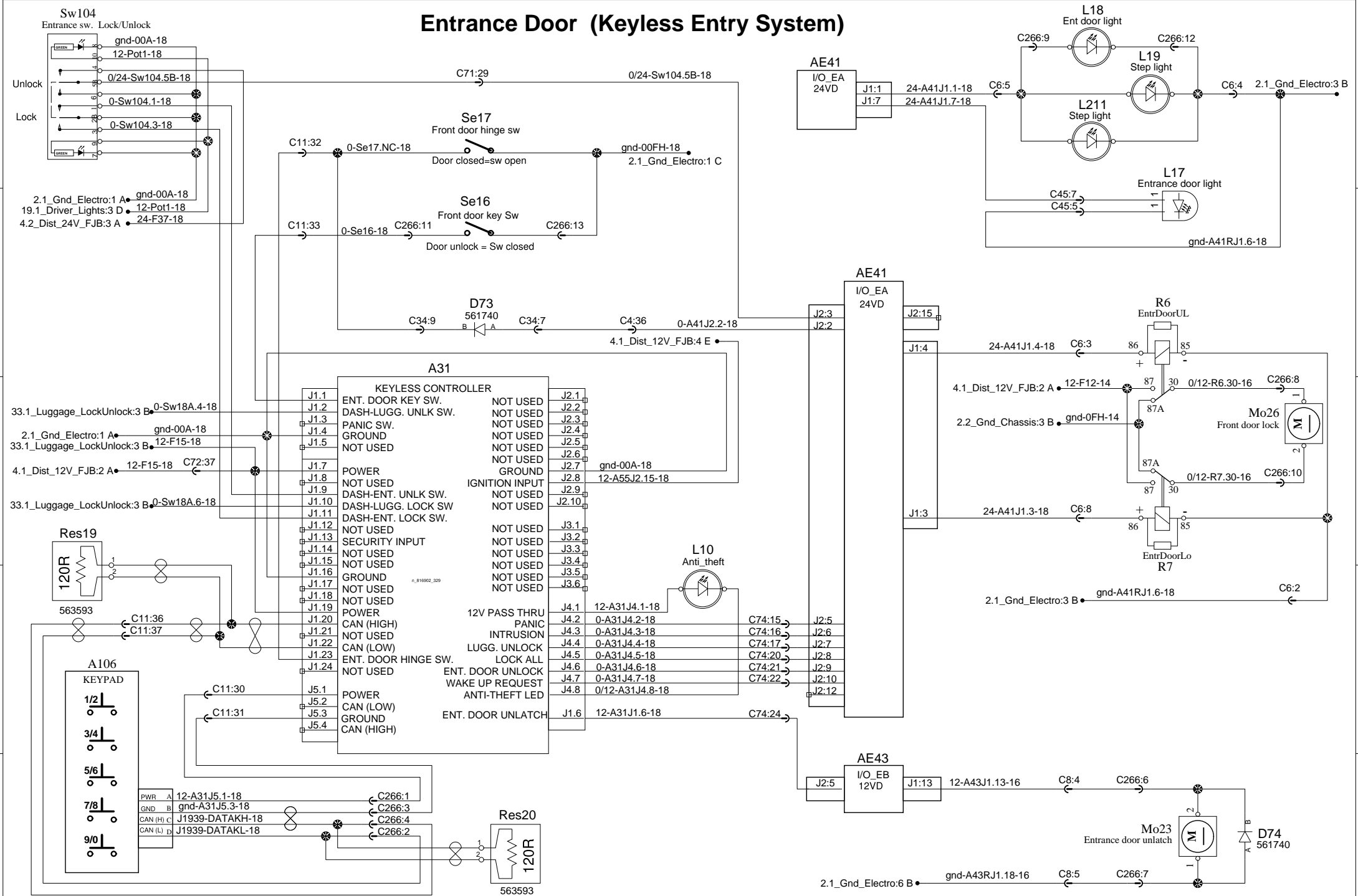
3

4

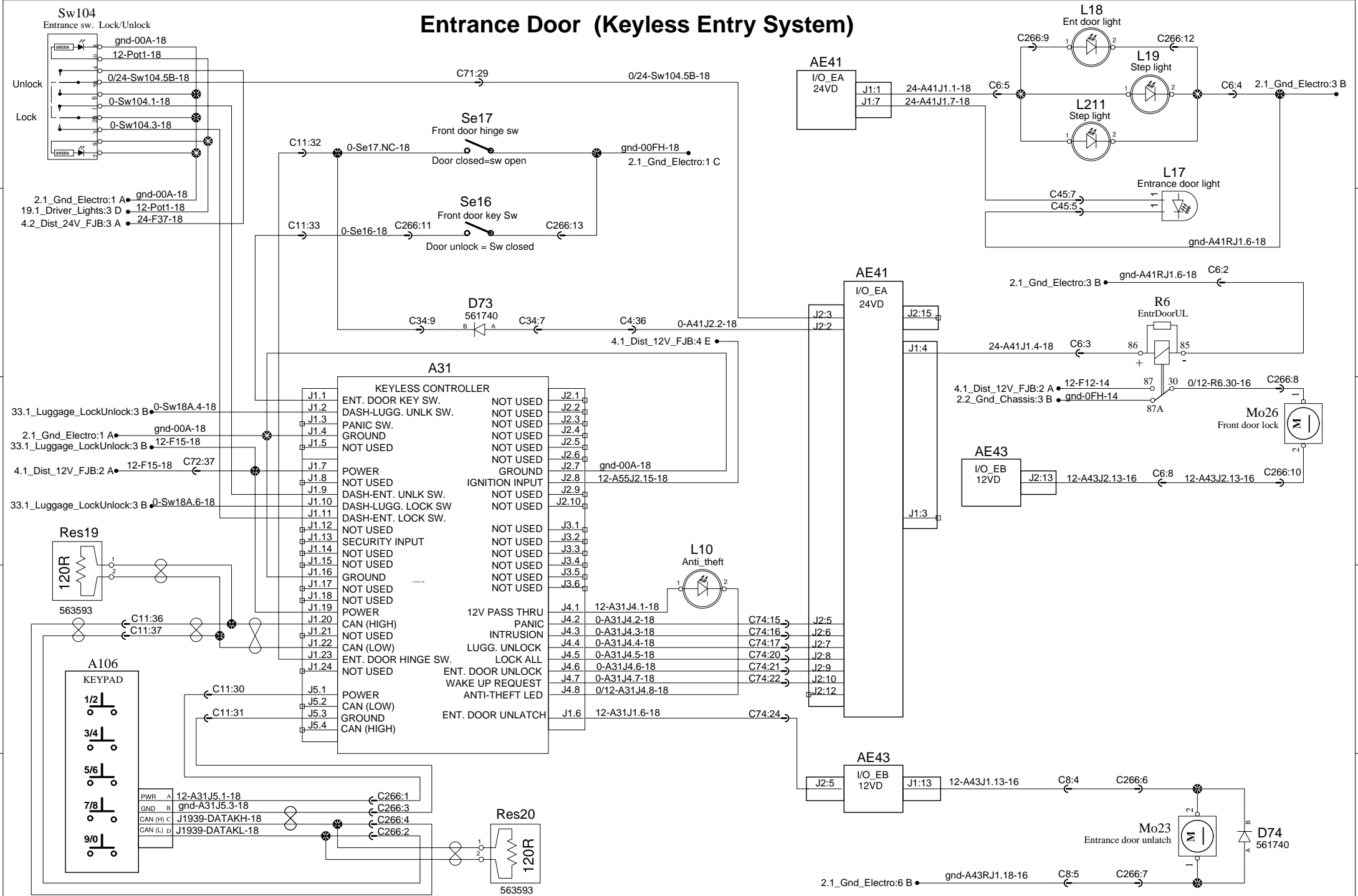
# Back-up camera



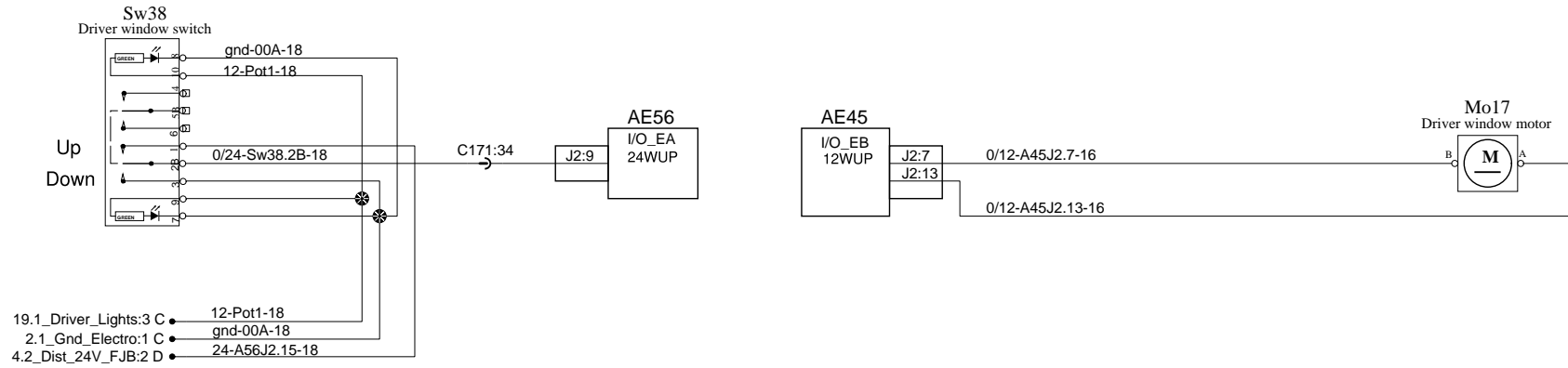
# Entrance Door (Keyless Entry System)



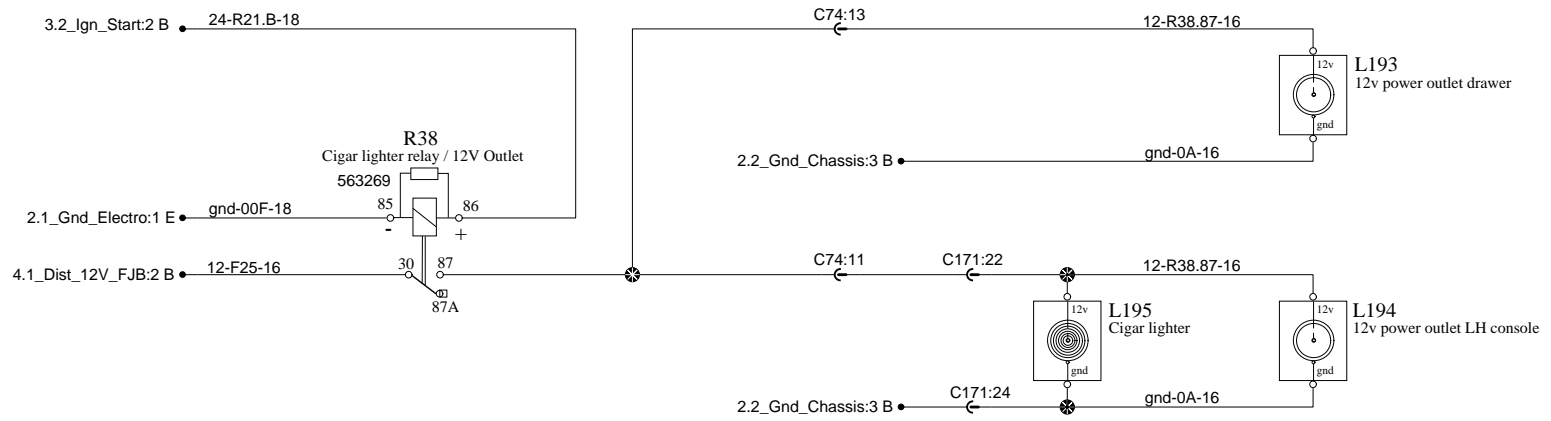
# Entrance Door (Keyless Entry System)



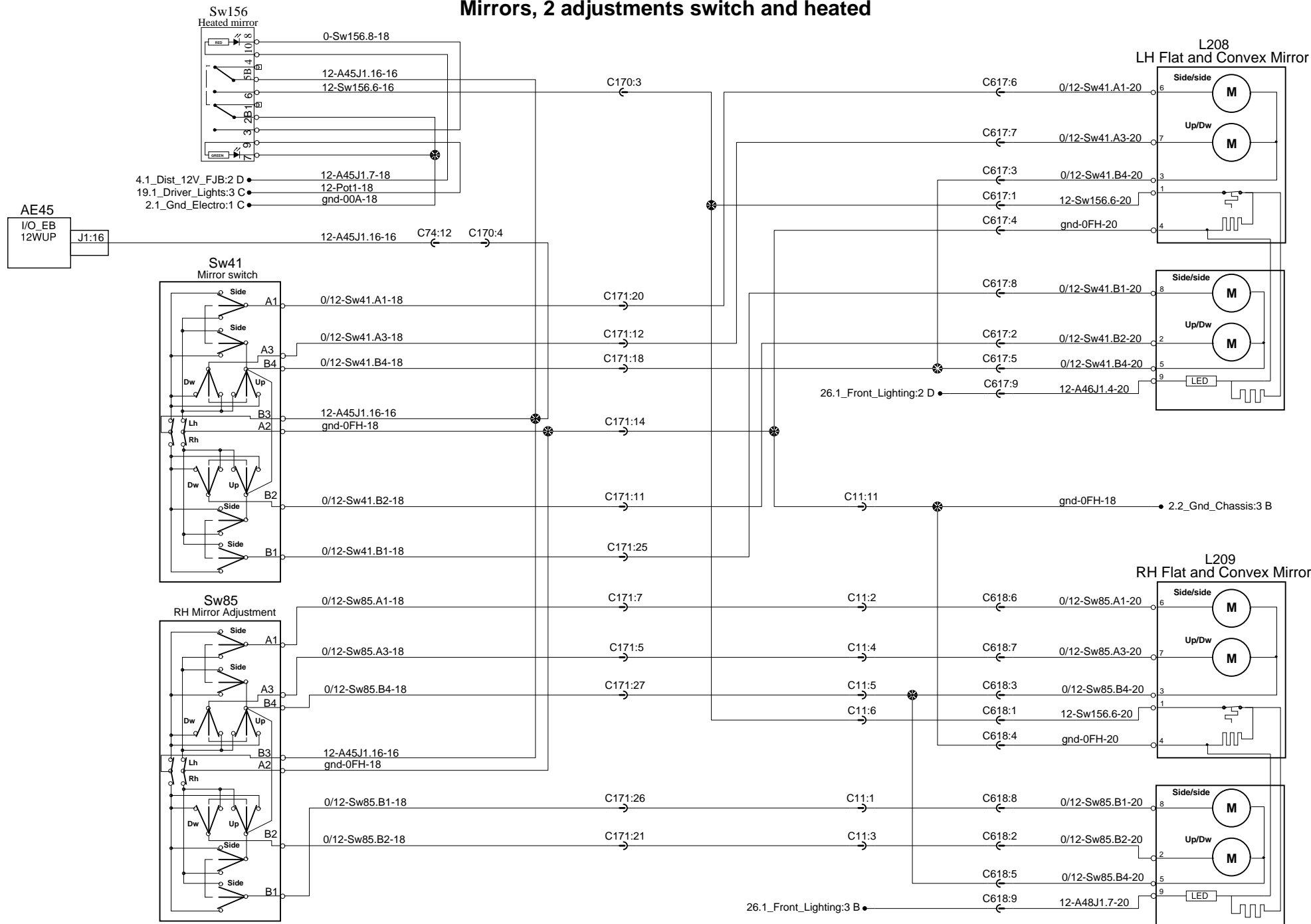
# Driver Window



# 12V Outlets



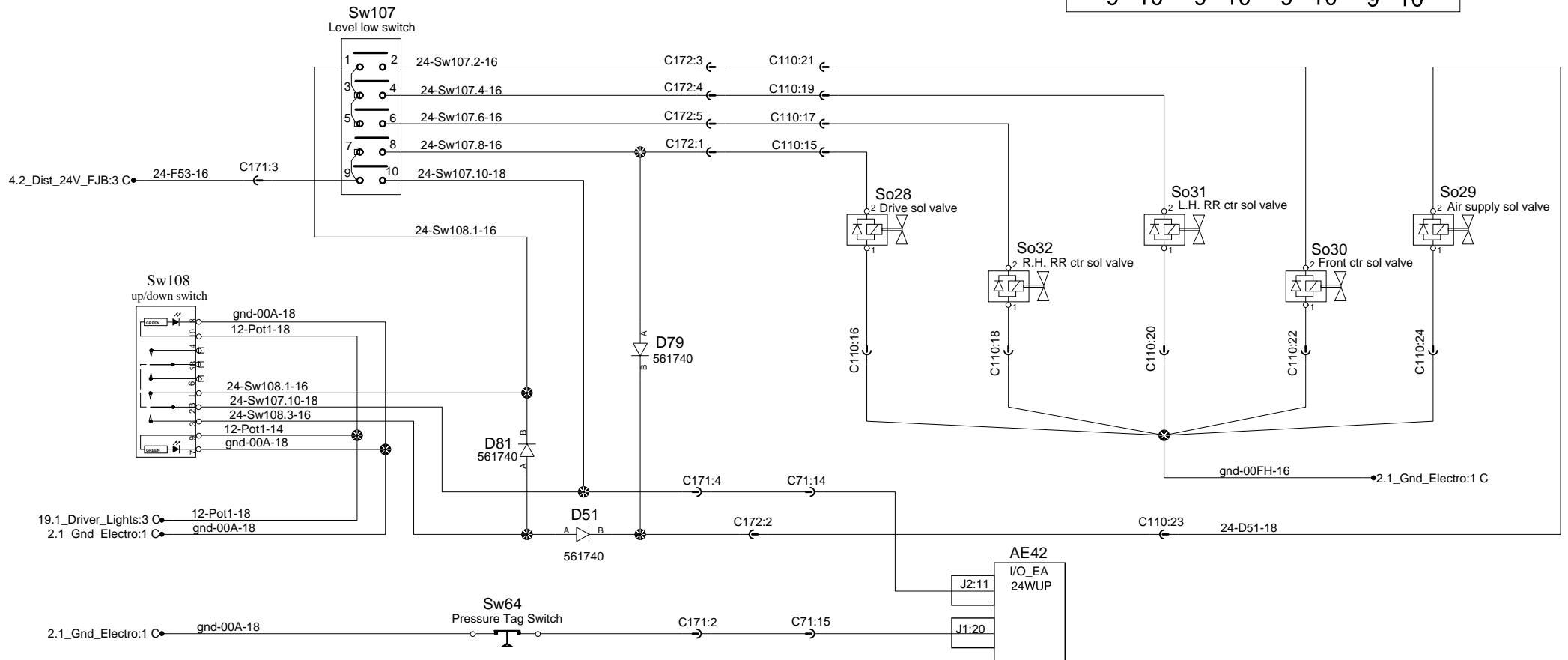
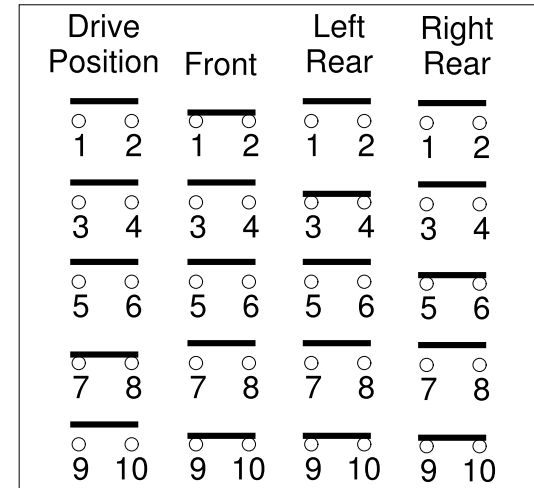
# Mirrors, 2 adjustments switch and heated



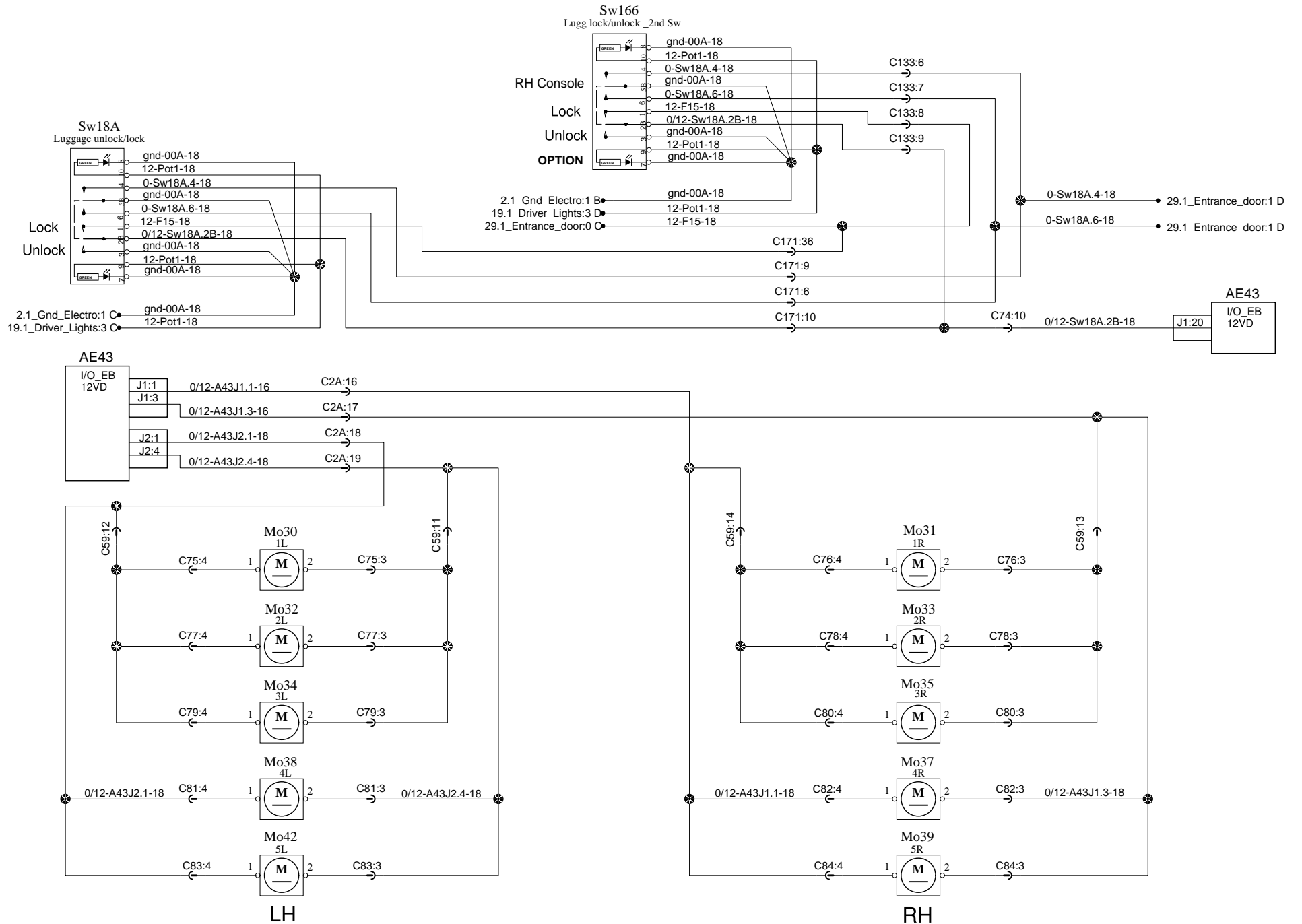


# Tag and Level low

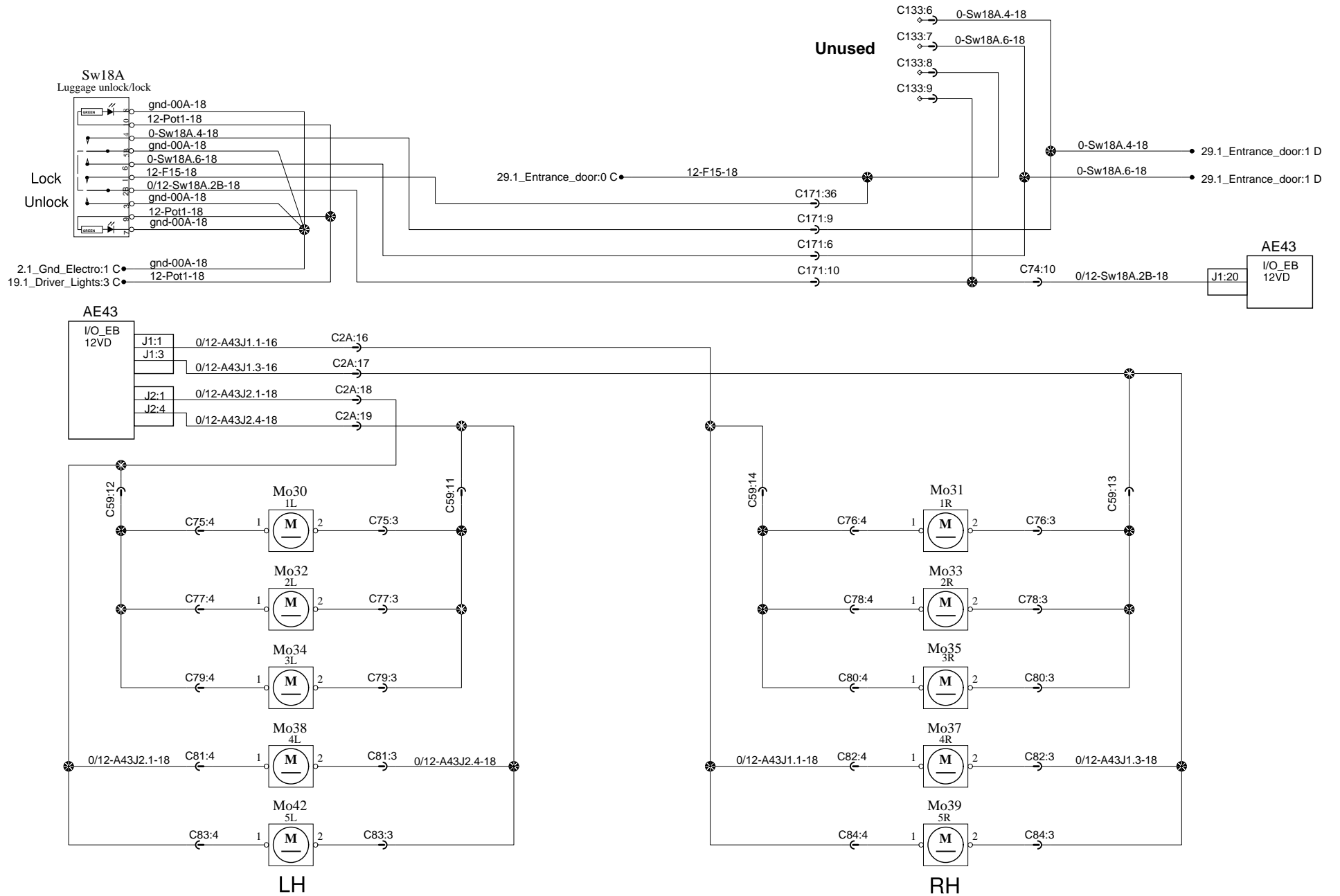
Level low control switch



# Luggage door Lock/Unlock



# Luggage door lock/unlock

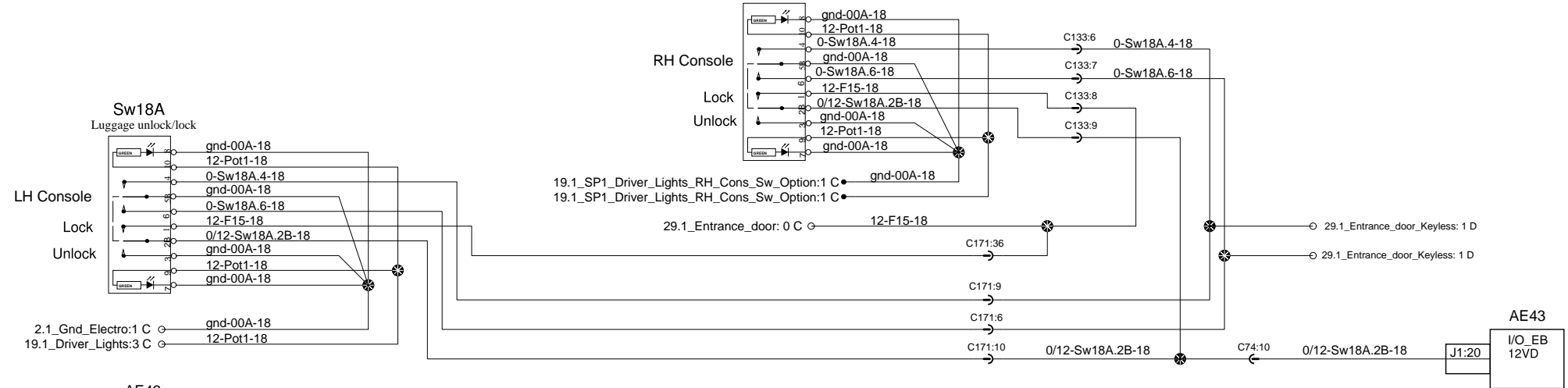


# Luggage doors Lock/Unlock

## Customer Adaptation RH console Sw.

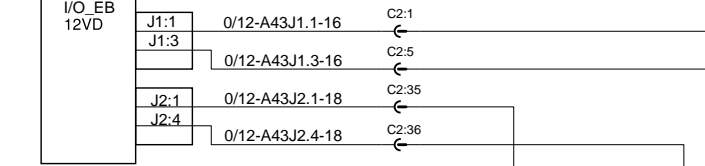
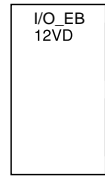
**Sw166**

Lugg lock/unlock \_2nd Sw

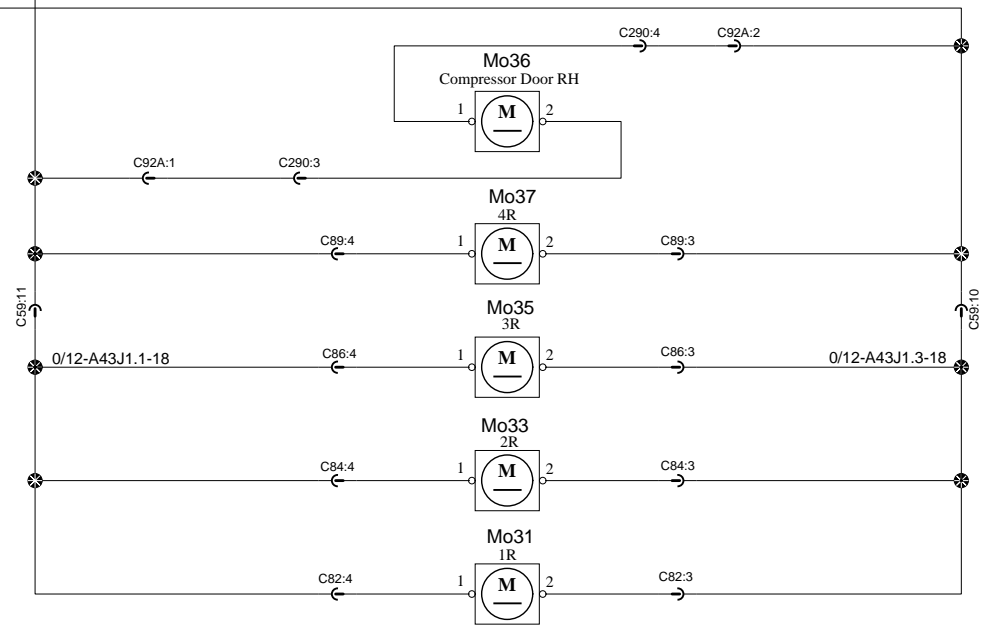


Refer to Page 25.1 for complete details

**AE43**

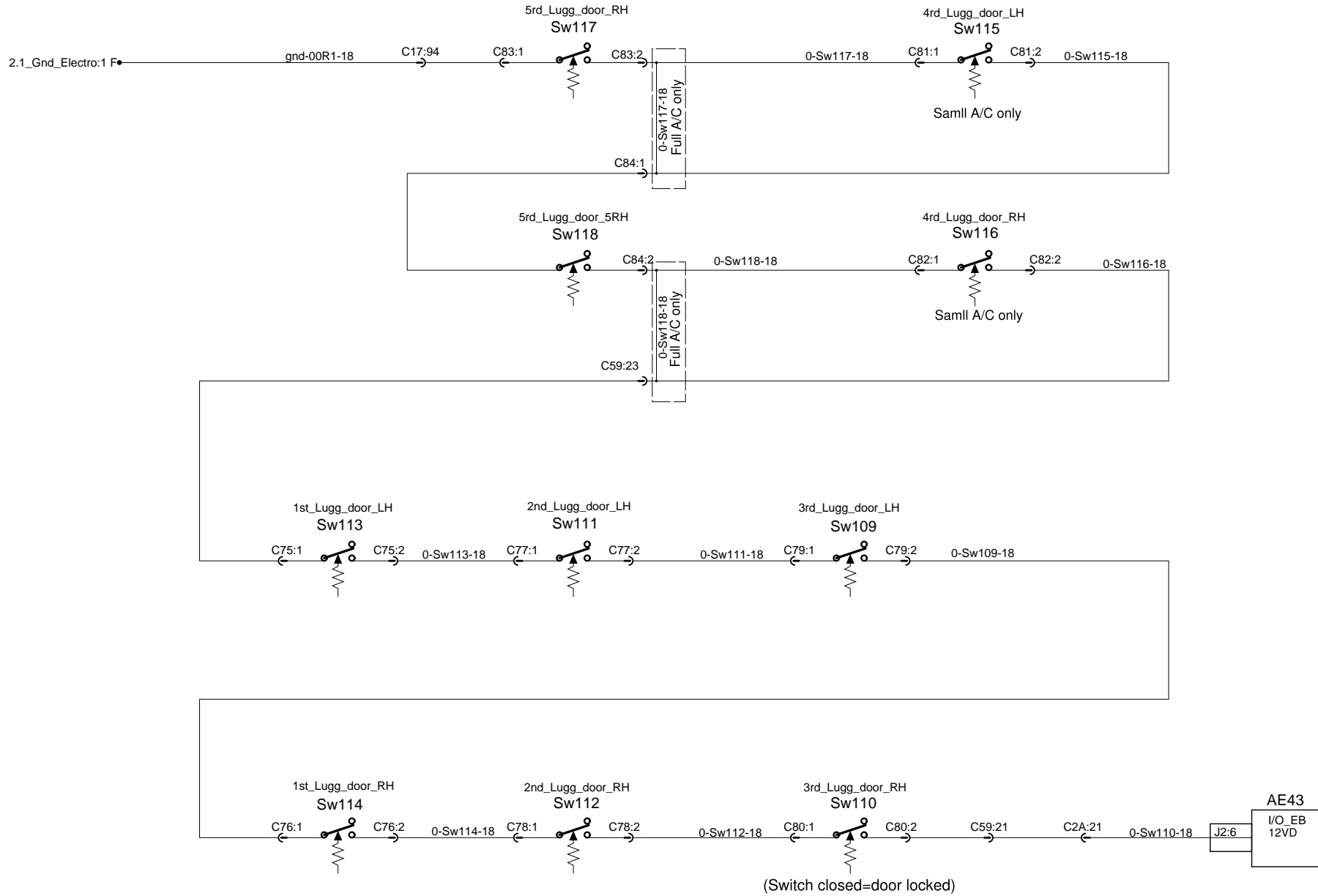


**LH**



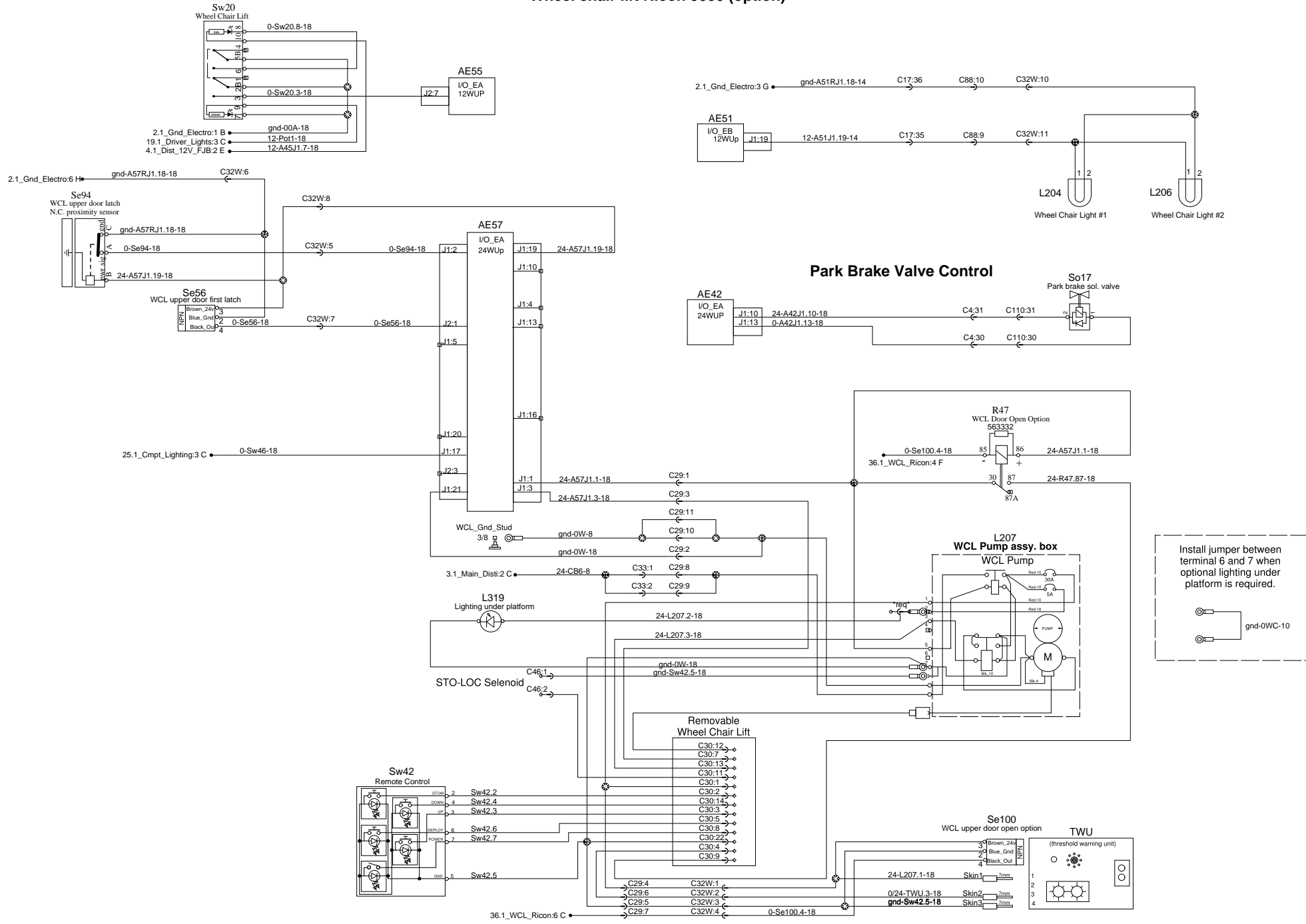
**RH**

# Luggage doors locks switches



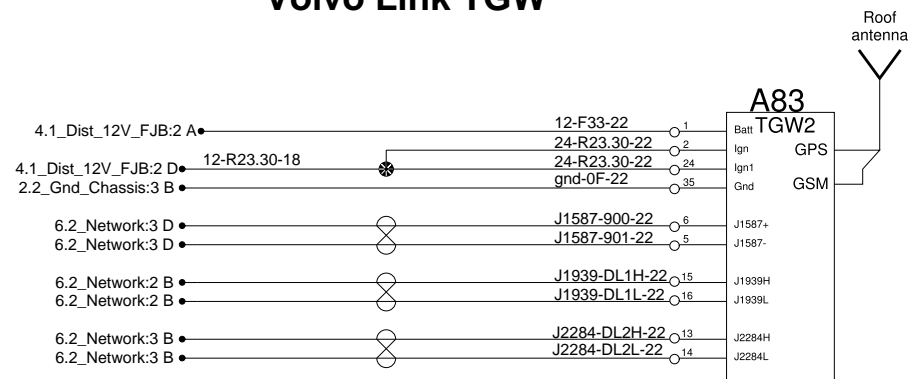


# Wheel chair lift Ricon 9000 (option)

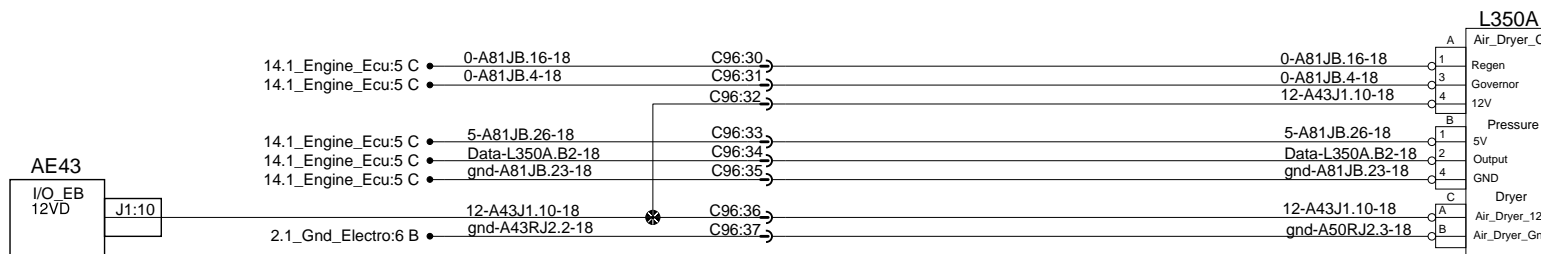


Install jumper between terminal 6 and 7 when optional lighting under platform is required.

# Volvo Link TGW

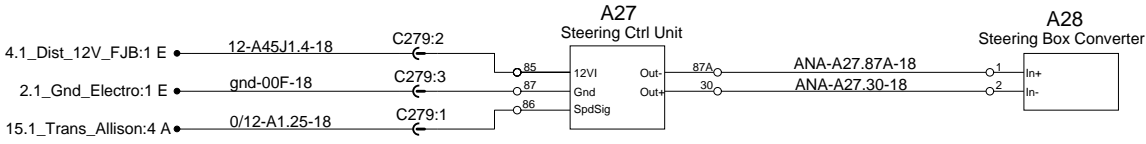


# Air Dryer Electric Control and Heater

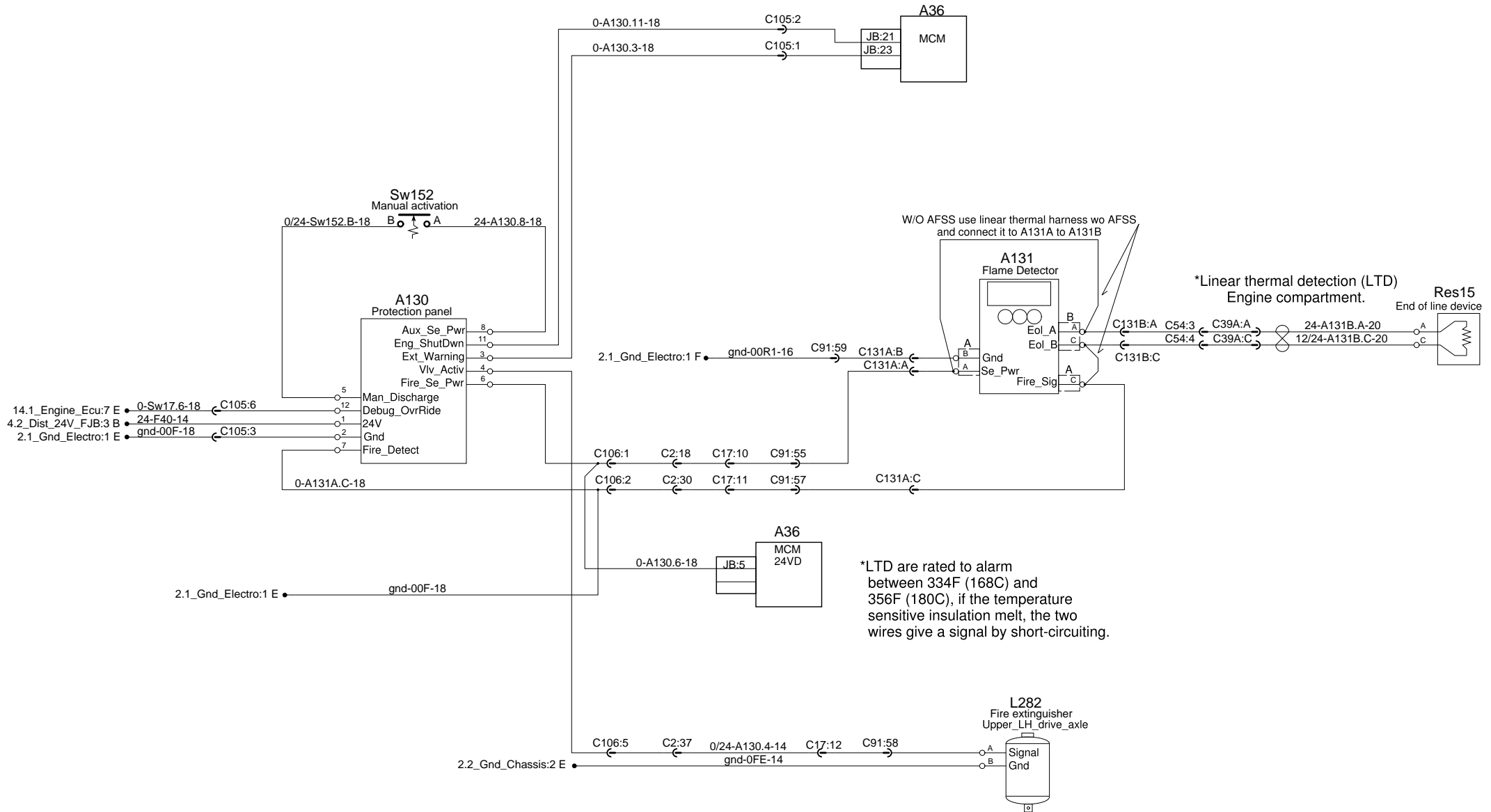




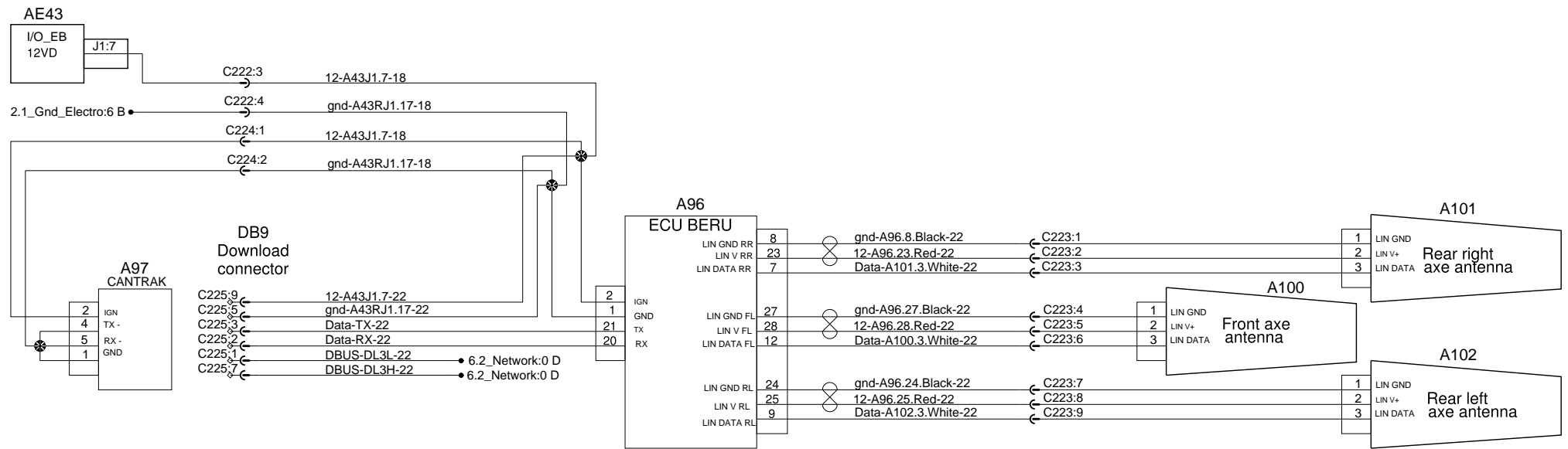
### ZF Steering control



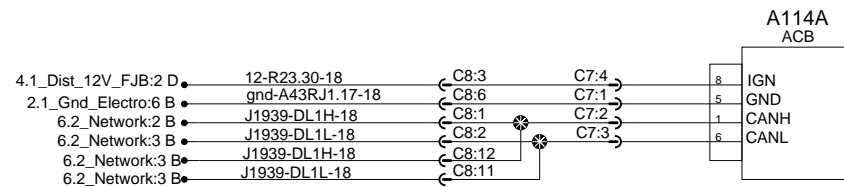
# Automatic fire suppression system



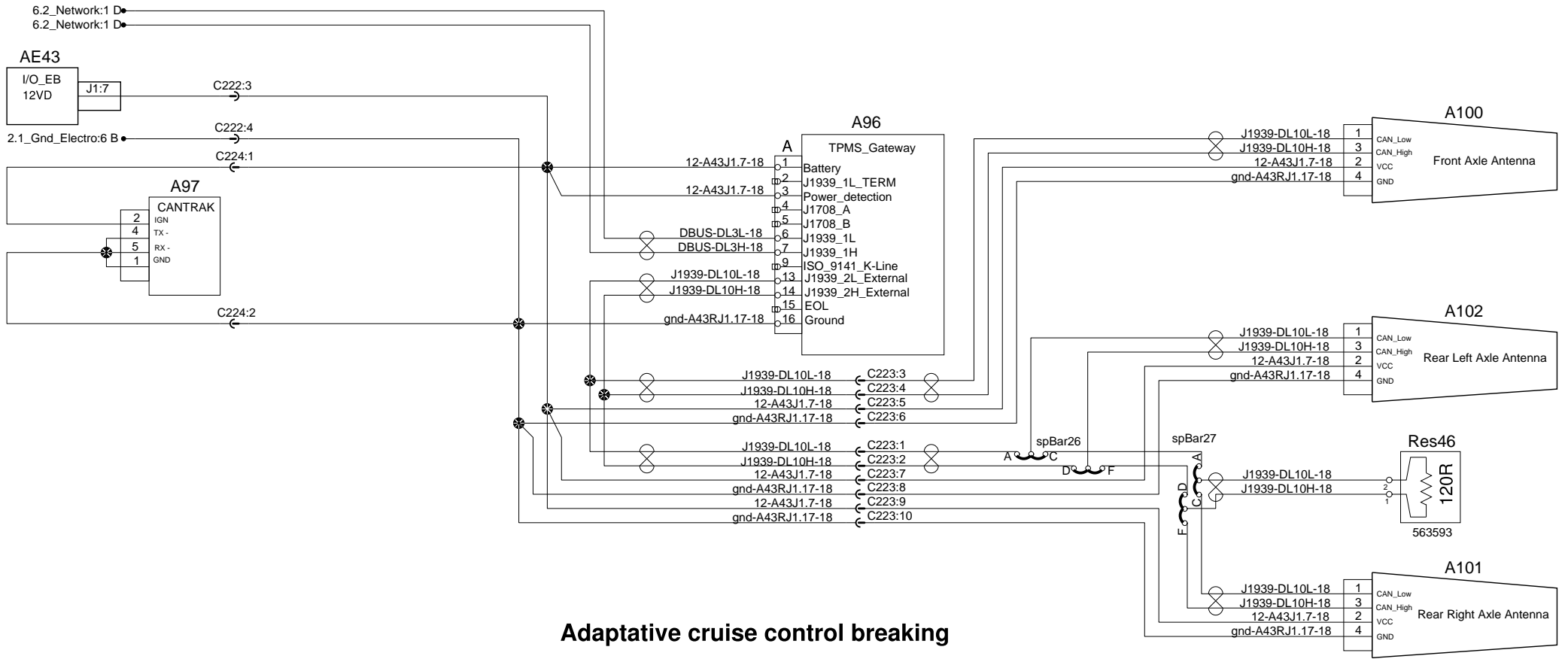
## Tire pressure monitoring system



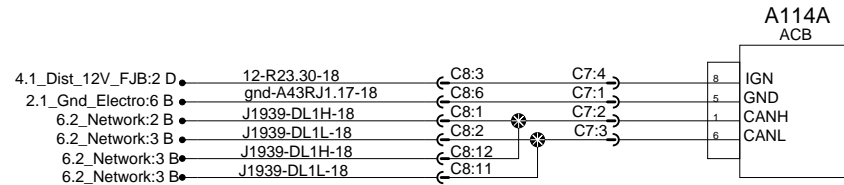
## Adaptative cruise control breaking



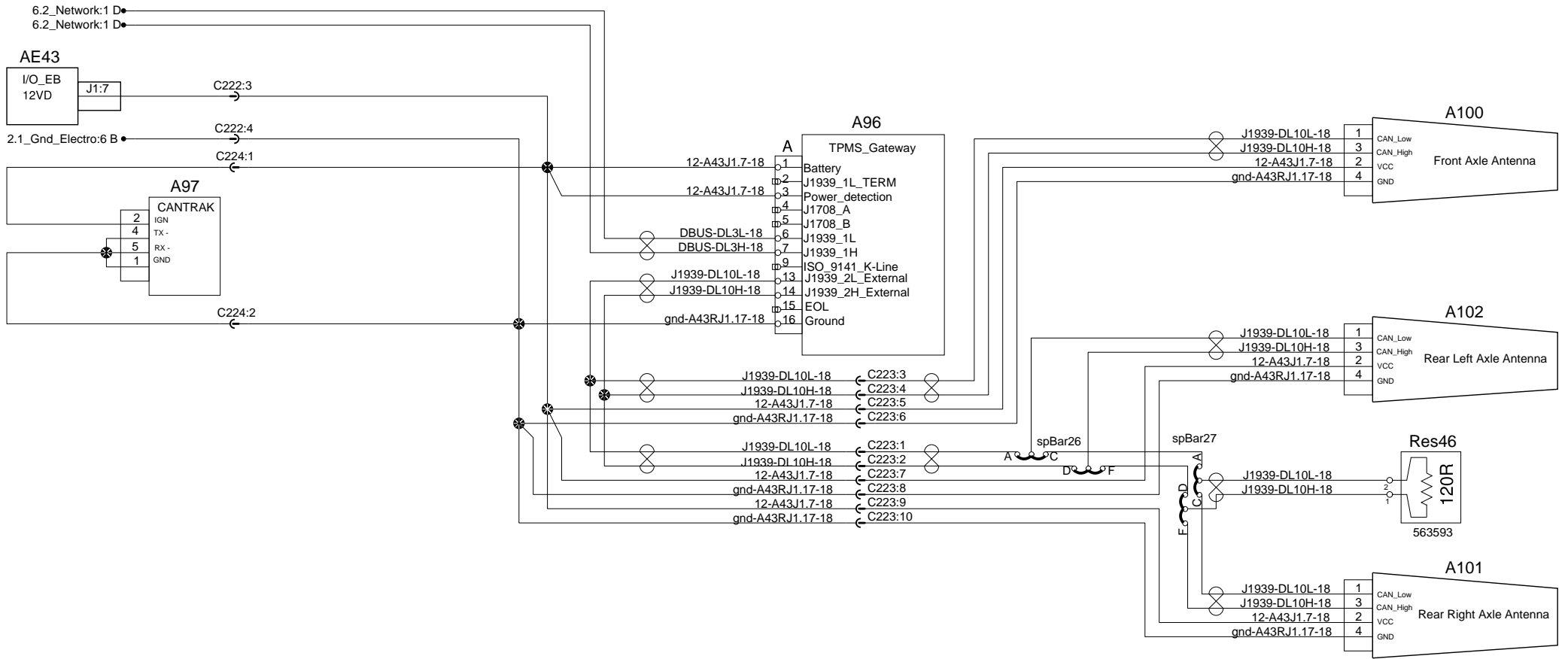
# Tire pressure monitoring system



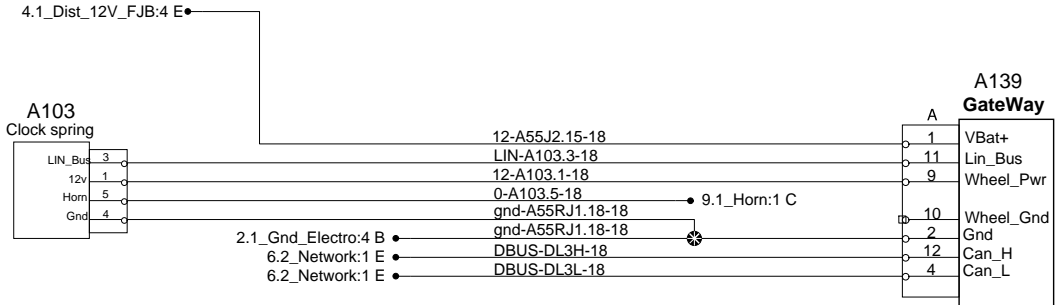
# Adaptative cruise control breaking



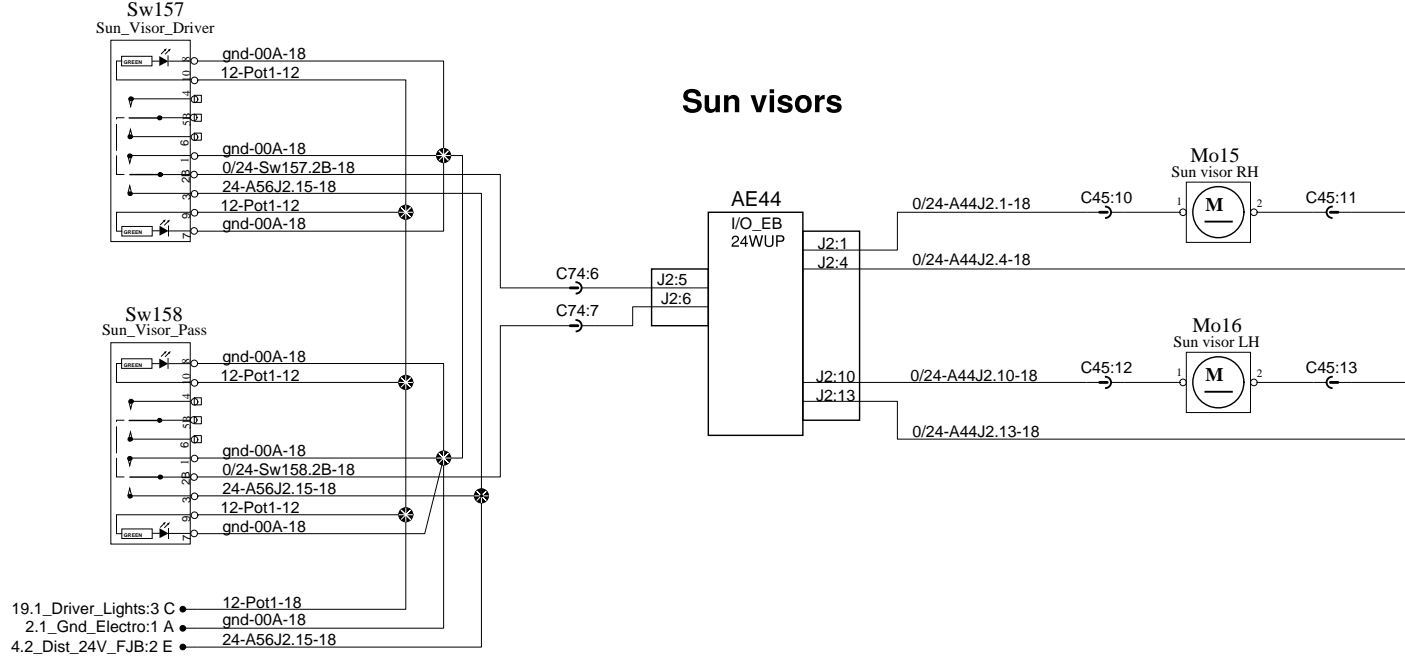
# Tire pressure monitoring system



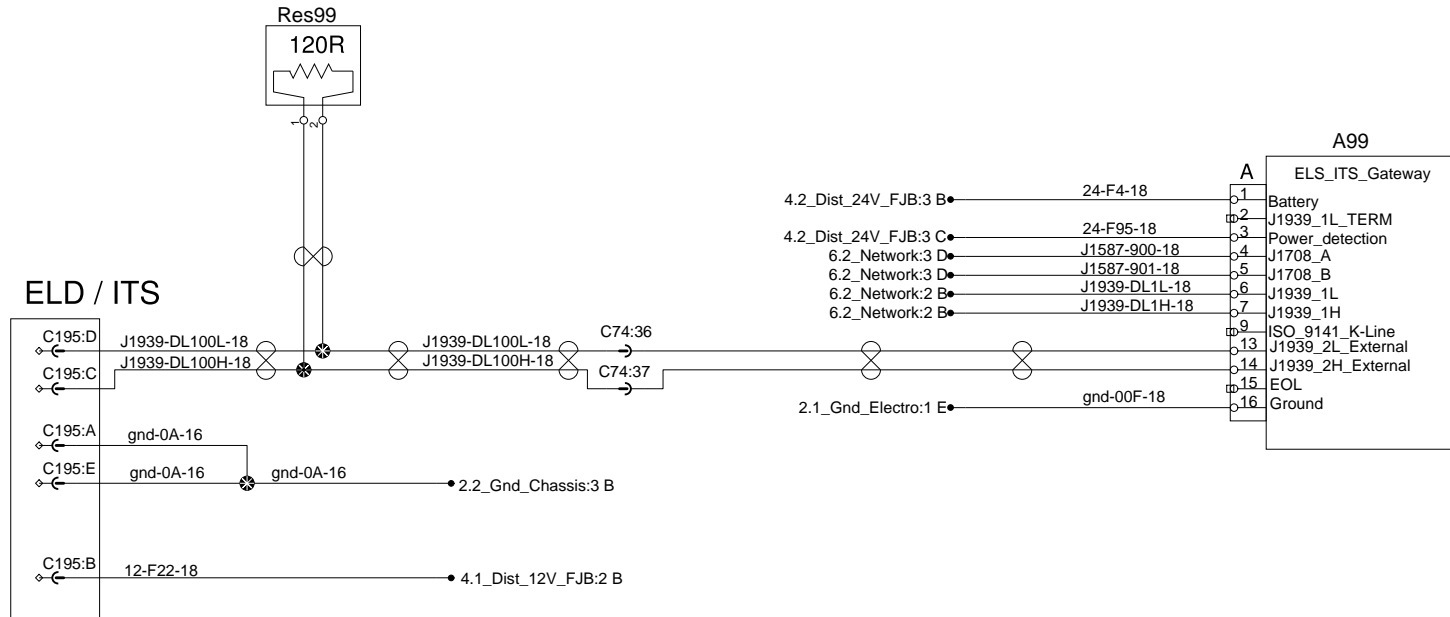
# Steering multifunctions



# Sun visors

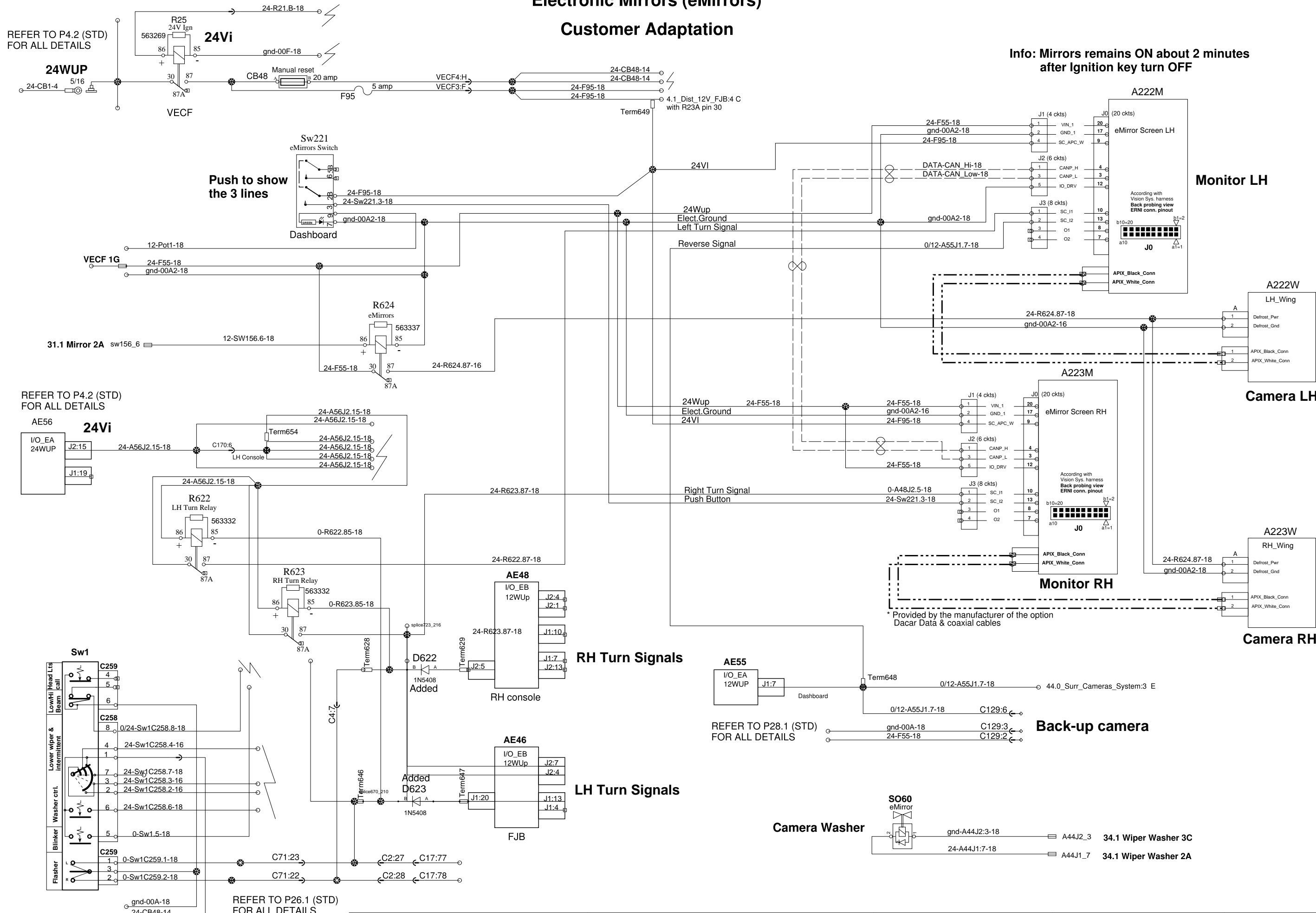


# ELD / ITS J1939 Gateway



# Electronic Mirrors (eMirrors)

## Customer Adaptation



Info: Mirrors remains ON about 2 minutes after Ignition key turn OFF

Push to show the 3 lines

\* Provided by the manufacturer of the option Dacar Data & coaxial cables

REFER TO P4.2 (STD) FOR ALL DETAILS

REFER TO P4.2 (STD) FOR ALL DETAILS

REFER TO P28.1 (STD) FOR ALL DETAILS

REFER TO P26.1 (STD) FOR ALL DETAILS